

US00D848166S

(12) **United States Design Patent** (10) **Patent No.:** **US D848,166 S**
Braun (45) **Date of Patent:** **** May 14, 2019**

- (54) **VEHICLE SEAT**
- (71) Applicant: **Milsco Manufacturing Company, A Unit of Jason Incorporated,**
Milwaukee, WI (US)
- (72) Inventor: **Kenneth Braun,** Mequon, WI (US)
- (73) Assignee: **Milsco Manufacturing Company, A Unit of Jason Incorporated,**
Milwaukee, WI (US)
- (**) Term: **15 Years**
- (21) Appl. No.: **29/617,412**
- (22) Filed: **Sep. 13, 2017**
- (51) **LOC (11) Cl.** **06-01**
- (52) **U.S. Cl.**
USPC **D6/356**
- (58) **Field of Classification Search**
USPC D6/334, 356, 360, 369, 370, 374, 376,
D6/716, 716.1, 716.2, 716.3, 716.4,
D6/716.5, 716.7; D21/521, 533, 548
CPC A61H 2201/0149; B60N 2/06; B60N 2/20;
B60N 2/22; B60N 2/58; B60N 2/68;
B60N 2/80; B60N 2/643; B60N 2/888;
B60N 2/859; B60N 2/1615; B60N
2/7035; B60N 2/42745; B60N 2002/0272;
B60N 2205/35
See application file for complete search history.

(56) **References Cited**

U.S. PATENT DOCUMENTS

| | | | | |
|---------------|---------|---------------|-------|-------------------------|
| D142,800 S * | 11/1945 | Watson | | 297/452.12 |
| D236,173 S * | 8/1975 | Ruf et al. | | D6/366 |
| D256,967 S * | 9/1980 | Hirota | | D6/360 |
| D288,386 S * | 2/1987 | Yorozu | | D6/356 |
| D309,383 S * | 7/1990 | Muller-Deisig | | D6/366 |
| 5,048,894 A * | 9/1991 | Miyajima | | B60N 2/38 297/452.11 |

| | | | | |
|----------------|---------|-------------|-------|-------------------------|
| D349,826 S * | 8/1994 | Homann | | D6/375 |
| D355,090 S * | 2/1995 | Ivicevic | | D6/716 |
| D390,387 S * | 2/1998 | Buffon | | D6/366 |
| D482,881 S * | 12/2003 | Murphy | | D6/356 |
| D482,882 S * | 12/2003 | Murphy | | D6/356 |
| D485,455 S * | 1/2004 | Petruccelli | | D6/364 |
| D504,784 S * | 5/2005 | Hahn | | D6/356 |
| D527,556 S * | 9/2006 | Kita | | D6/366 |
| D536,187 S * | 2/2007 | Goebert | | D6/356 |
| D536,545 S * | 2/2007 | Young | | D6/356 |
| D536,546 S * | 2/2007 | Goebert | | D6/356 |
| D536,547 S * | 2/2007 | Goebert | | D6/356 |
| D536,887 S * | 2/2007 | Goebert | | D6/356 |
| 7,472,959 B1 * | 1/2009 | Ratza | | A47C 7/407 297/378.1 |
| D646,086 S * | 10/2011 | Hickman | | D6/375 |
| D673,396 S * | 1/2013 | Piretti | | D6/376 |
| D690,147 S * | 9/2013 | Meyer | | D6/375 |
| D723,822 S * | 3/2015 | Cai | | D6/356 |

(Continued)

Primary Examiner — Kevin K Rudzinski
Assistant Examiner — Paul D Bohannon
(74) *Attorney, Agent, or Firm* — Boyle Fredrickson S.C.

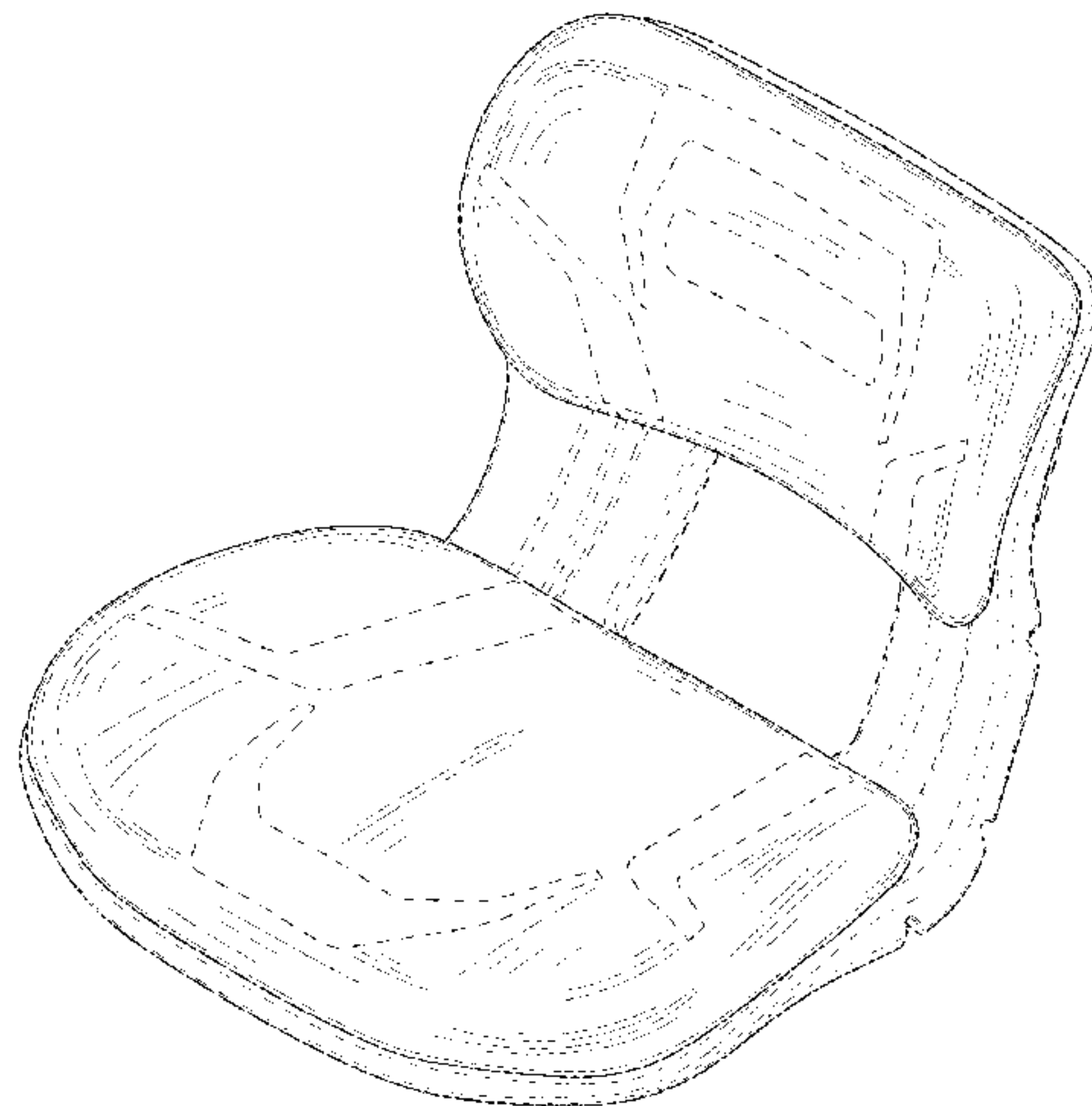
(57) **CLAIM**

The ornamental design for a vehicle seat, as shown and described.

DESCRIPTION

FIG. 1 is a perspective view of a vehicle seat incorporating my new design, viewed from in front of, above, and from the left side thereof;
FIG. 2 is a front elevation view thereof;
FIG. 3 is a rear elevation view thereof;
FIG. 4 is a left side elevation view thereof with the right-side elevation view being a mirror image thereof;
FIG. 5 is a top plan view thereof; and,
FIG. 6 is a bottom plan view thereof.
The dashed lines in FIGS. 1-6 are for the purpose of illustrating portions of the vehicle seat and form no part of the claimed design.

1 Claim, 6 Drawing Sheets



(56)

References Cited

U.S. PATENT DOCUMENTS

| | | | |
|--------------|---------|---------------|--------|
| D726,426 S * | 4/2015 | Carter | D6/356 |
| D740,579 S * | 10/2015 | Begin | D6/356 |
| D764,849 S * | 8/2016 | Piretti | D6/380 |
| D819,991 S * | 6/2018 | Ott | D6/356 |

* cited by examiner

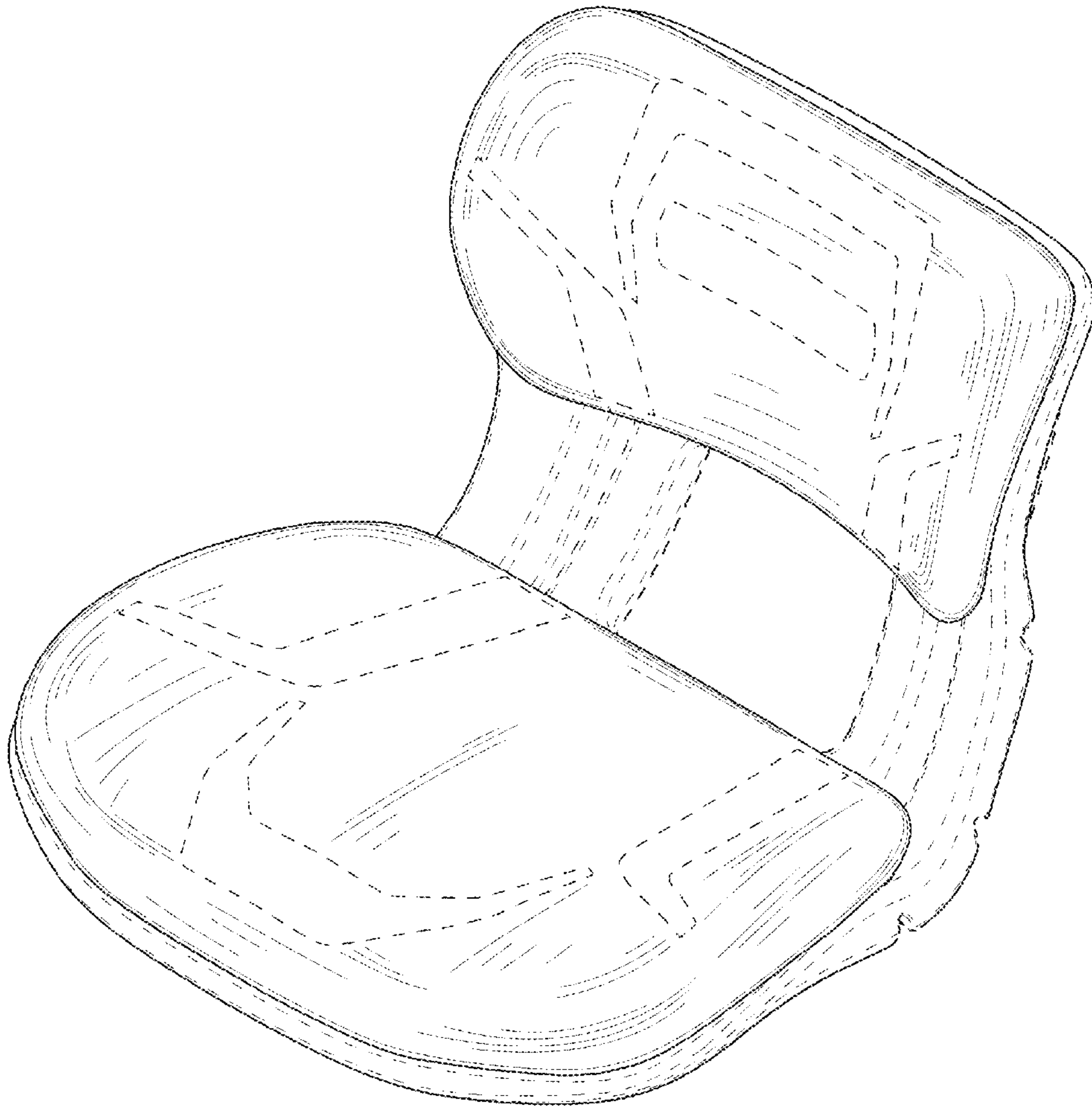


FIG. 1

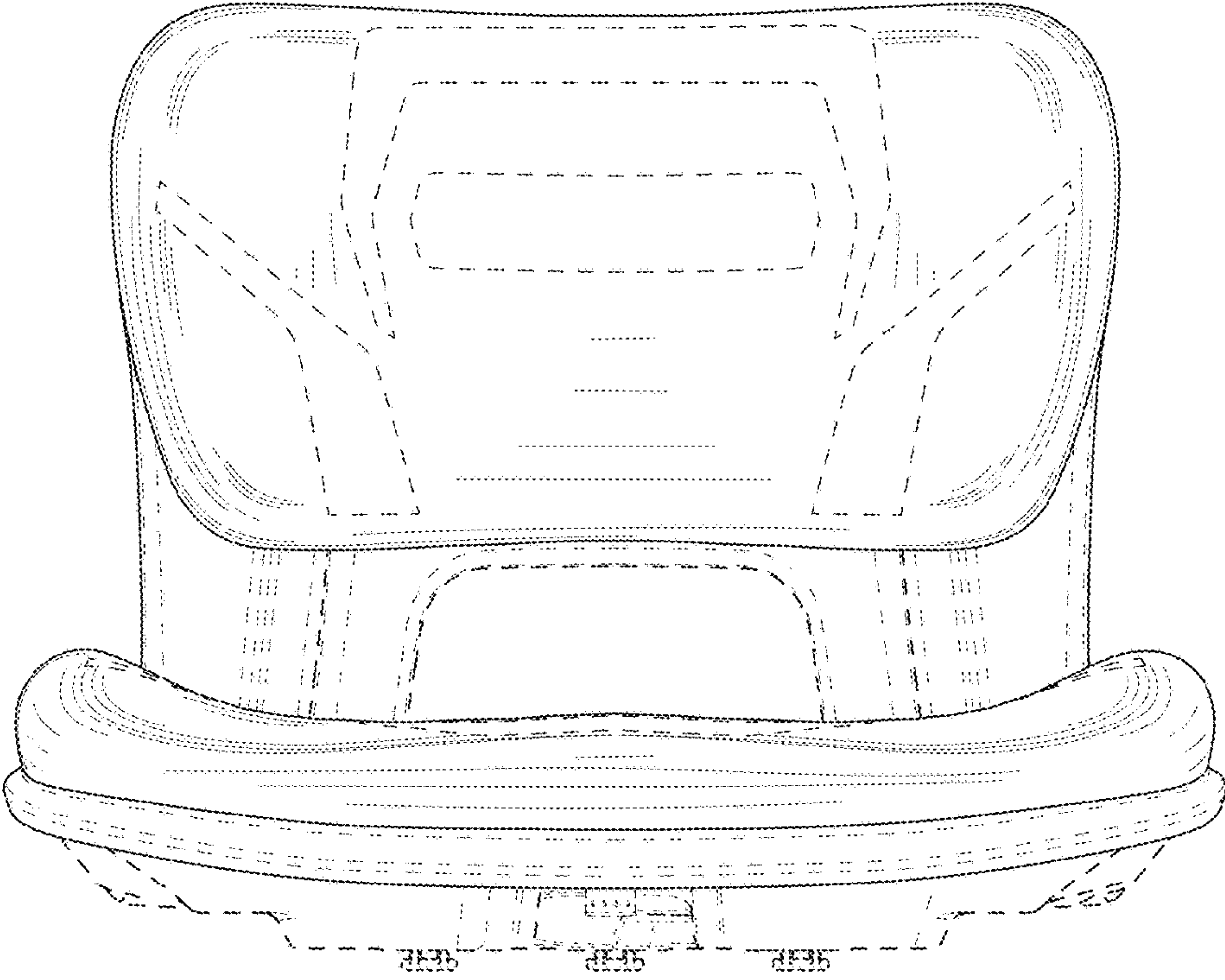


FIG. 2

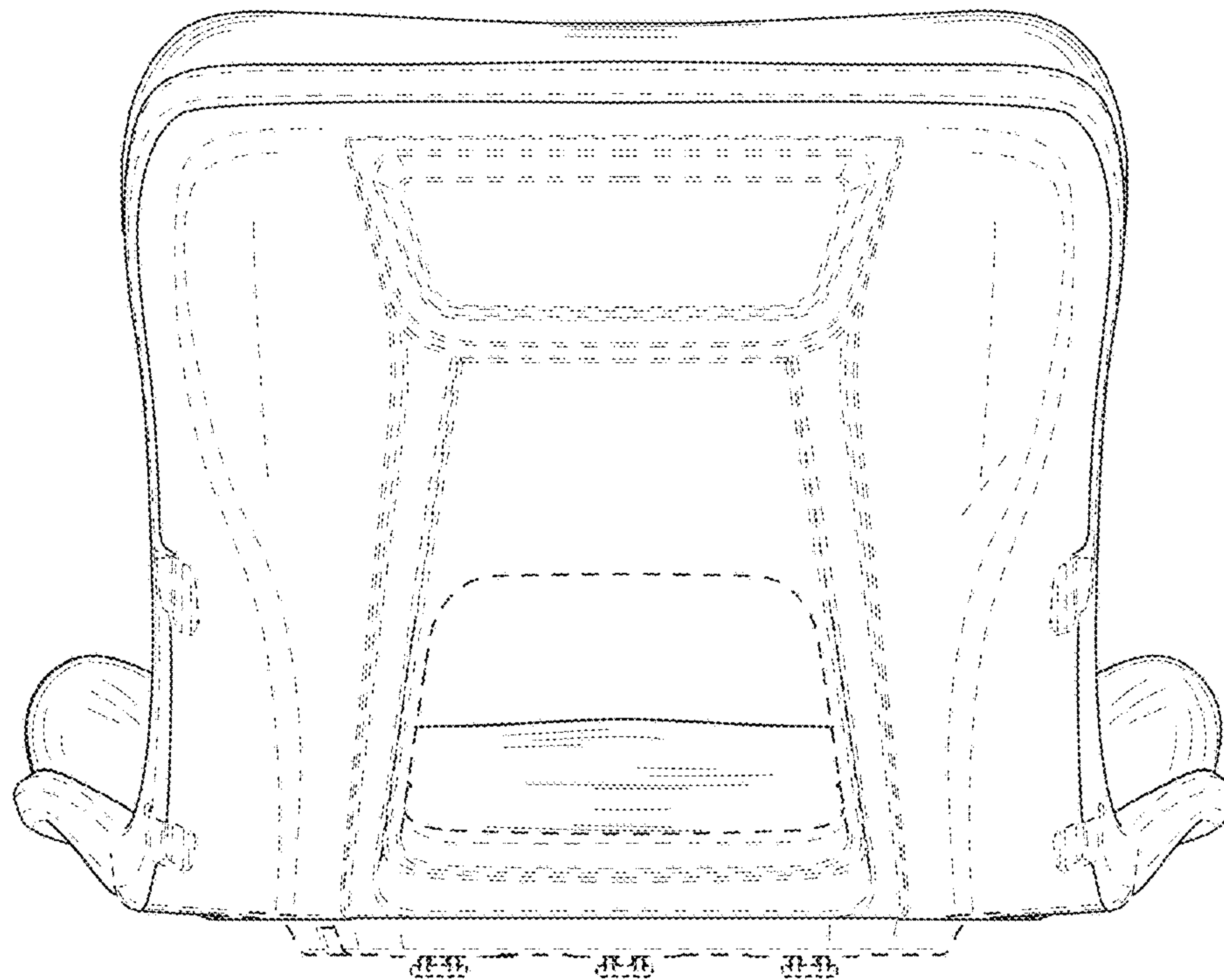


FIG. 3

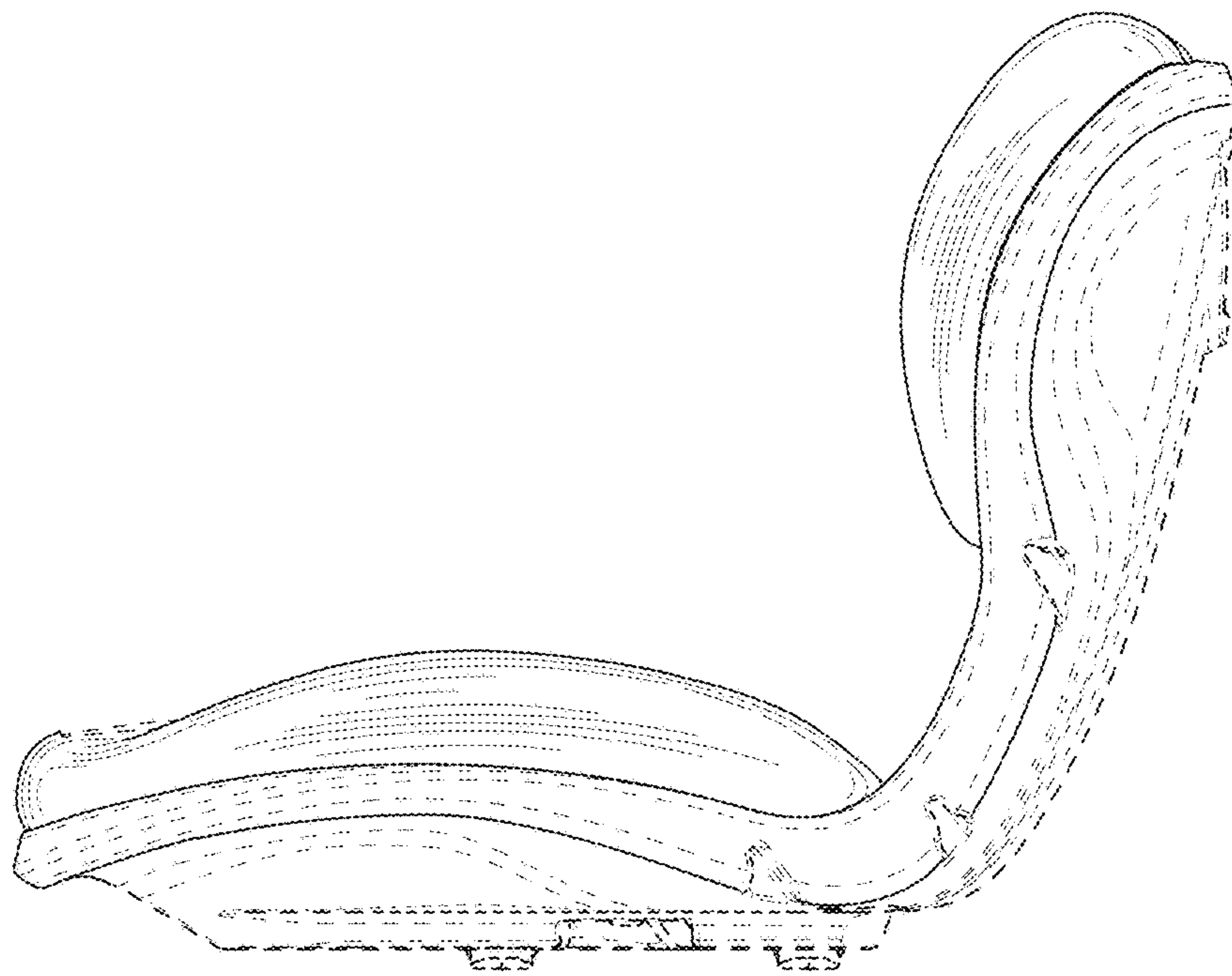


FIG. 4

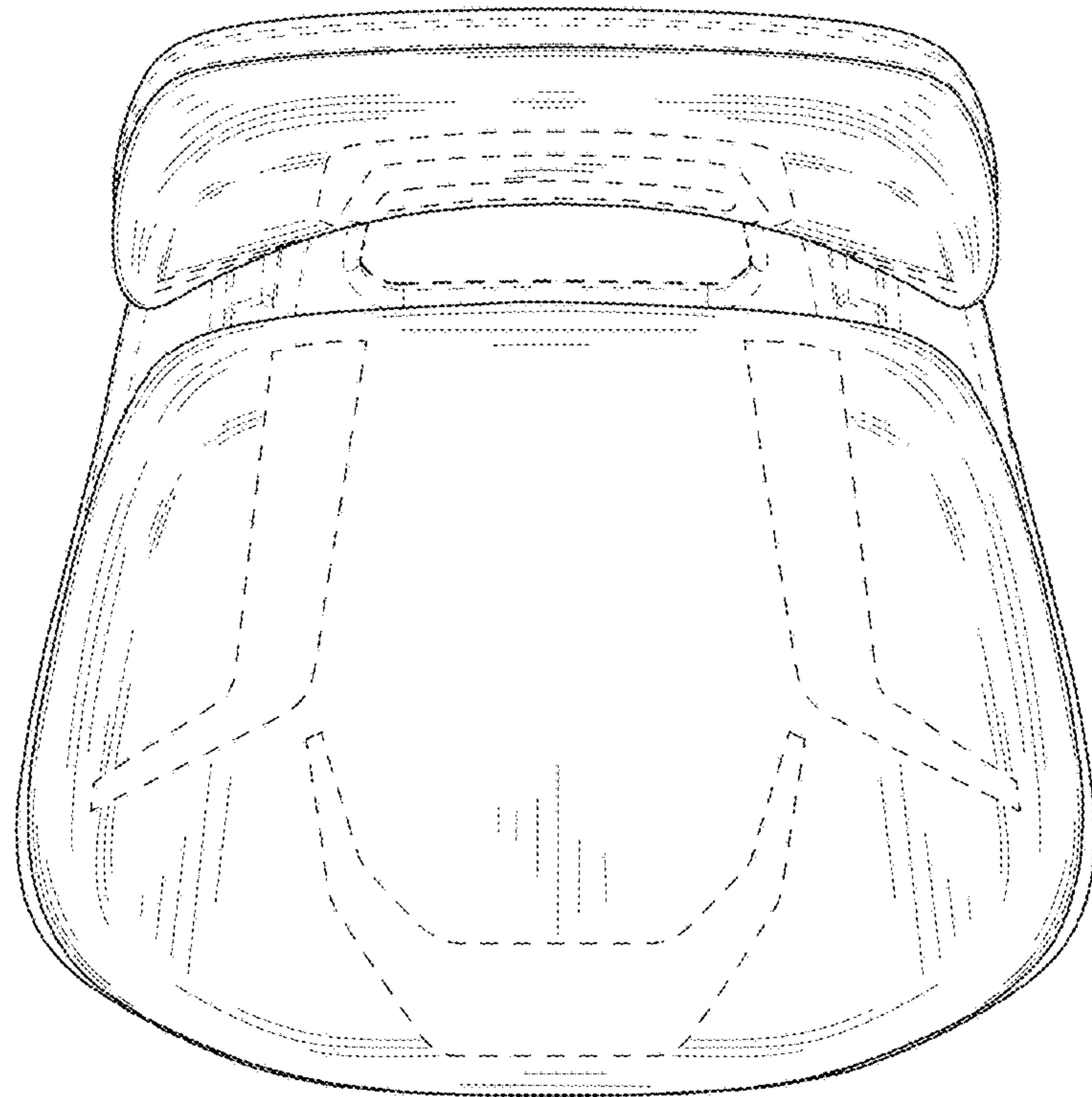


FIG. 5

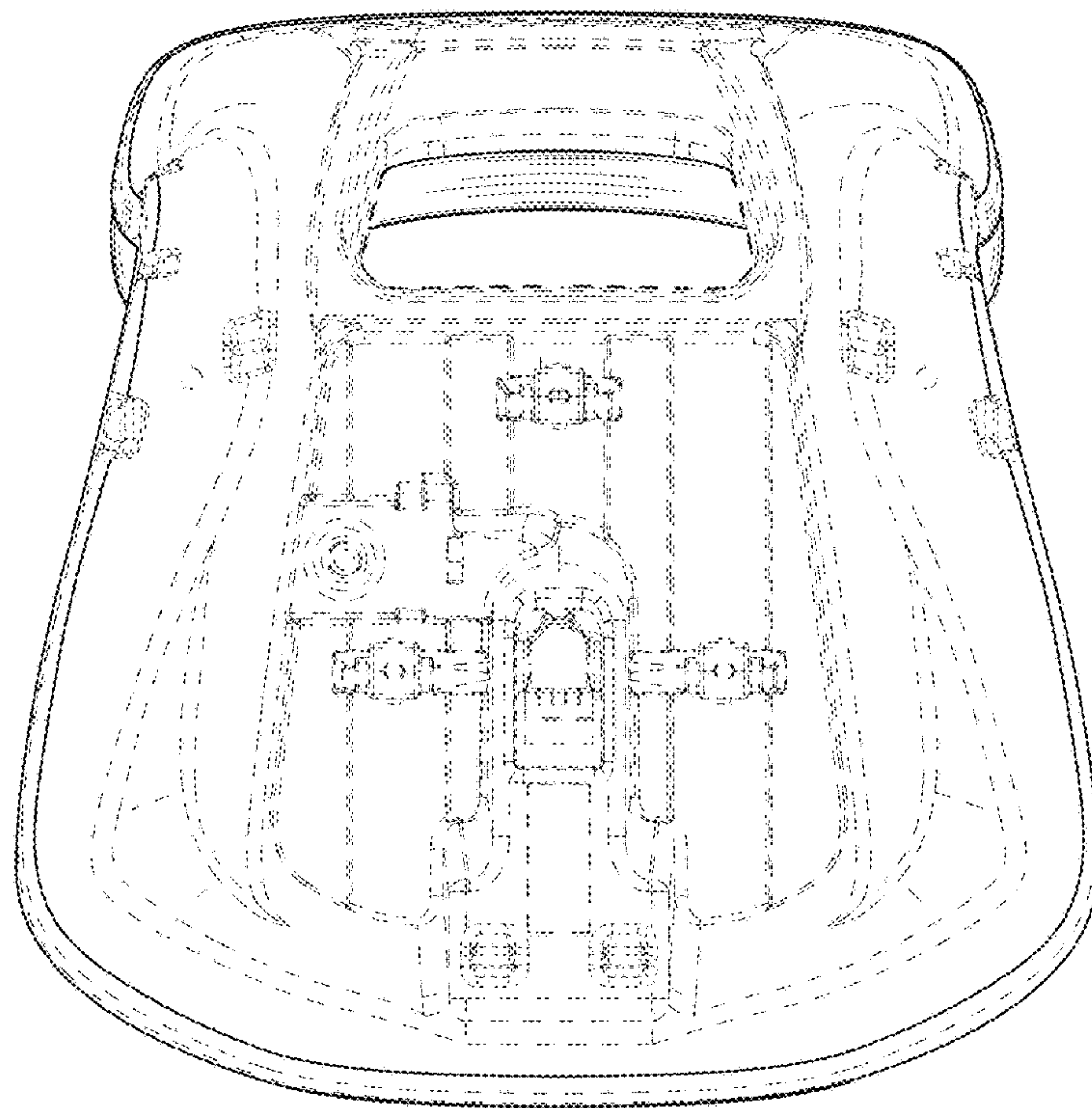


FIG. 6