



US00D848163S

(12) **United States Design Patent** (10) **Patent No.:** **US D848,163 S**
Ingjalbsdóttir et al. (45) **Date of Patent:** **** May 14, 2019**

- (54) **HANGING CHAIR**
- (71) Applicant: **Minarc, Inc.**, Santa Monica, CA (US)
- (72) Inventors: **Erla Dögg Ingjalbsdóttir**, Santa Monica, CA (US); **Tryggvi Thorsteinsson**, Santa Monica, CA (US)
- (73) Assignee: **MINARC, INC.**, Santa Monica, CA (US)
- (**) Term: **15 Years**
- (21) Appl. No.: **29/664,322**
- (22) Filed: **Sep. 24, 2018**

D243,044 S	1/1977	Pathman	
4,188,063 A	2/1980	Dusart	
D254,458 S	3/1980	Wakefield	
D263,663 S	4/1982	Moreau	
D268,232 S	3/1983	Scales	
D278,292 S *	4/1985	Newby	D6/347
D326,781 S *	6/1992	Brundige	D6/344
D339,624 S	9/1993	Nolan	
D343,671 S	1/1994	Smith	
5,851,053 A	12/1998	Crawford	
D405,279 S	2/1999	Morris	
5,944,381 A	8/1999	Nguyen	
D414,045 S *	9/1999	Morrow	A63G 9/12 D6/347
6,142,567 A	11/2000	Bentley	
6,364,412 B1	4/2002	Crawford	
D520,591 S	5/2006	Popp	
7,040,995 B2 *	5/2006	Lee	A47C 3/0255 297/273

Related U.S. Application Data

- (62) Division of application No. 29/639,288, filed on Mar. 5, 2018, now Pat. No. Des. 829,012.
- (51) **LOC (11) Cl.** **06-01**
- (52) **U.S. Cl.**
USPC **D6/347**
- (58) **Field of Classification Search**
USPC D6/331-336, 344-347, 360-387,
D6/500-502, 601, 716, 716.1-716.4,
D6/716.8
CPC A01K 97/01; A45B 11/00; A47C 1/14;
A47C 1/143; A47C 3/0255; A47C 4/00;
A47C 4/24; A47C 4/28; A47C 4/30;
A47C 4/38; A47C 4/42; A47C 4/48;
A47C 4/52; A47C 4/286; A47C 7/66;
A47C 7/282; A63G 9/04; A63G 9/12;
A63G 23/00; B60N 2/6009; F16M 11/38
See application file for complete search history.

(56) **References Cited**
U.S. PATENT DOCUMENTS

3,145,990 A *	8/1964	Prouty	A63G 23/00 297/247
D232,500 S	8/1974	McGreevy et al.	

(Continued)

Primary Examiner — Ricky Pham
(74) *Attorney, Agent, or Firm* — Cislo & Thomas, LLP

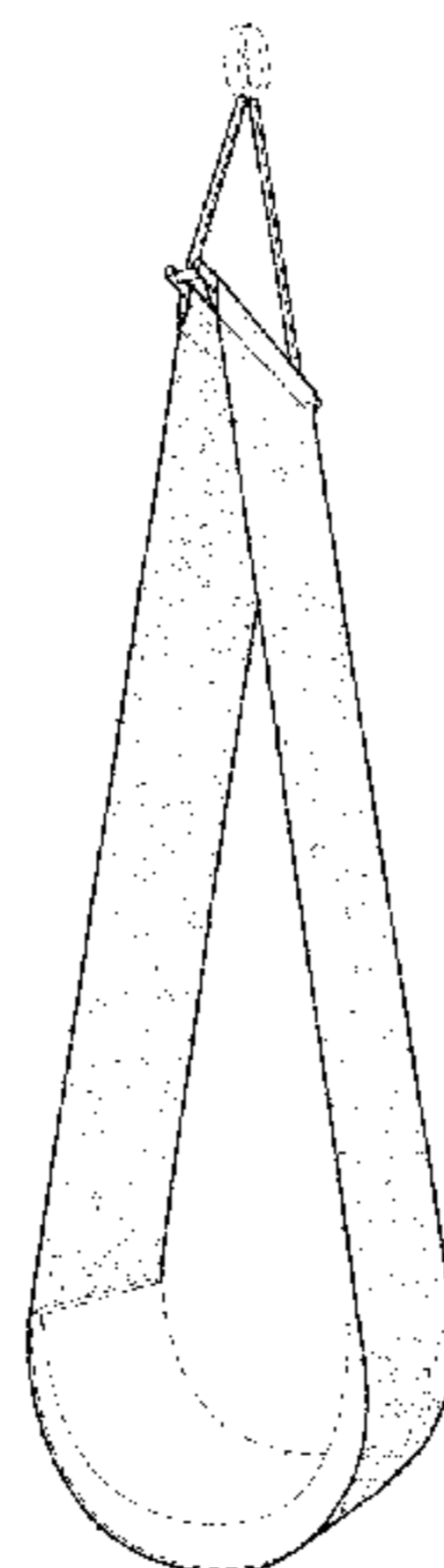
(57) **CLAIM**

We claim the ornamental design for a hanging chair, as shown and described.

DESCRIPTION

FIG. 1 is a front perspective view of our hanging chair; FIG. 2 is a front view, the rear view (not shown) is a mirror image thereof; FIG. 3 is a left side view, the right side (not shown) is a mirror image thereof; FIG. 4 is a top view thereof; FIG. 5 is a bottom view thereof; and, FIG. 6 is a close-up view of the area designated “6” in FIG. 2 of our hanging chair. The broken lines are for environmental purposes only and form no part of the claimed design.

1 Claim, 3 Drawing Sheets



(56)

References Cited

U.S. PATENT DOCUMENTS

7,073,857 B1 * 7/2006 Bailey A47C 3/0255
224/547
7,300,355 B1 * 11/2007 Hense A63G 9/04
472/118
8,083,600 B2 12/2011 Sheets et al.
D677,913 S 3/2013 Britz, Jr.
D679,104 S * 4/2013 Pouzet A47C 3/0255
D6/347
D682,565 S 5/2013 McDonald
9,067,146 B1 * 6/2015 Cordray A63G 9/12
D760,506 S * 7/2016 McDonald D6/347
D796,865 S * 9/2017 Haug D6/387
9,789,409 B1 10/2017 Yakos
D807,657 S 1/2018 Zhang
D829,012 S * 9/2018 Ingjaldsdottir A63G 23/00
D6/347
D829,455 S * 10/2018 Sabbagh A63G 9/04
D6/347
2012/0205406 A1 8/2012 Schachtner

* cited by examiner

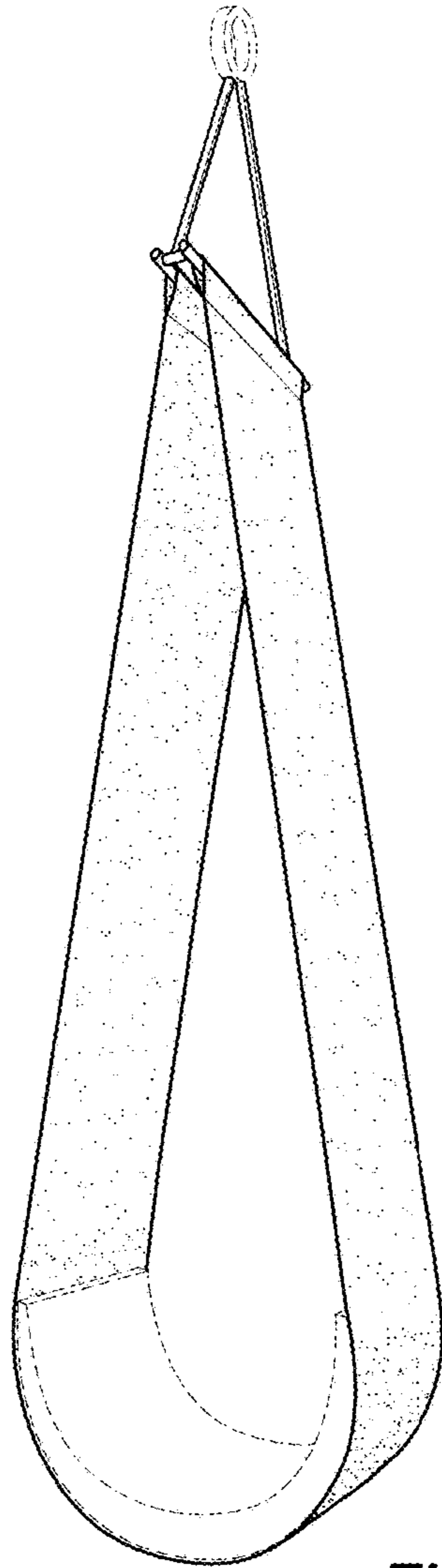


FIG. 1

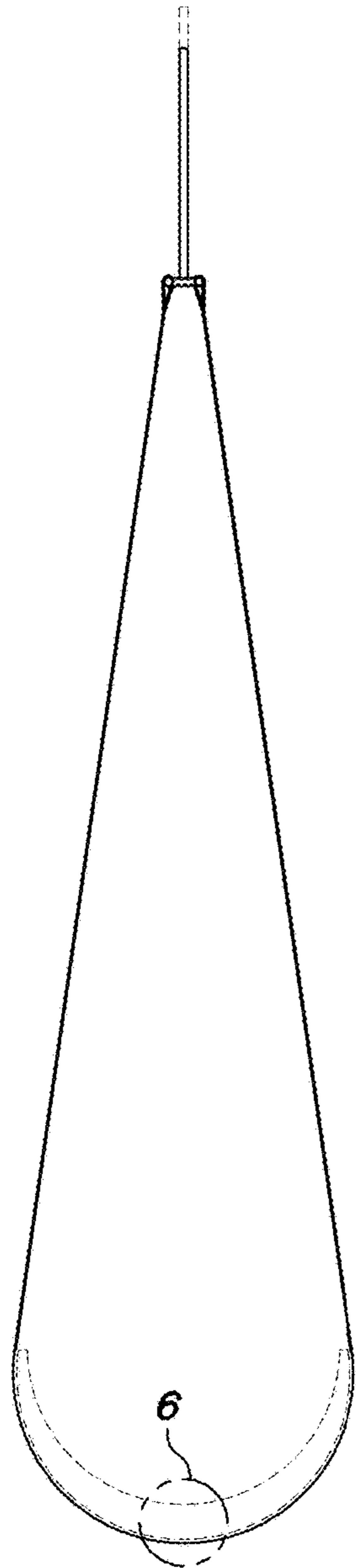


FIG. 2




FIG. 3

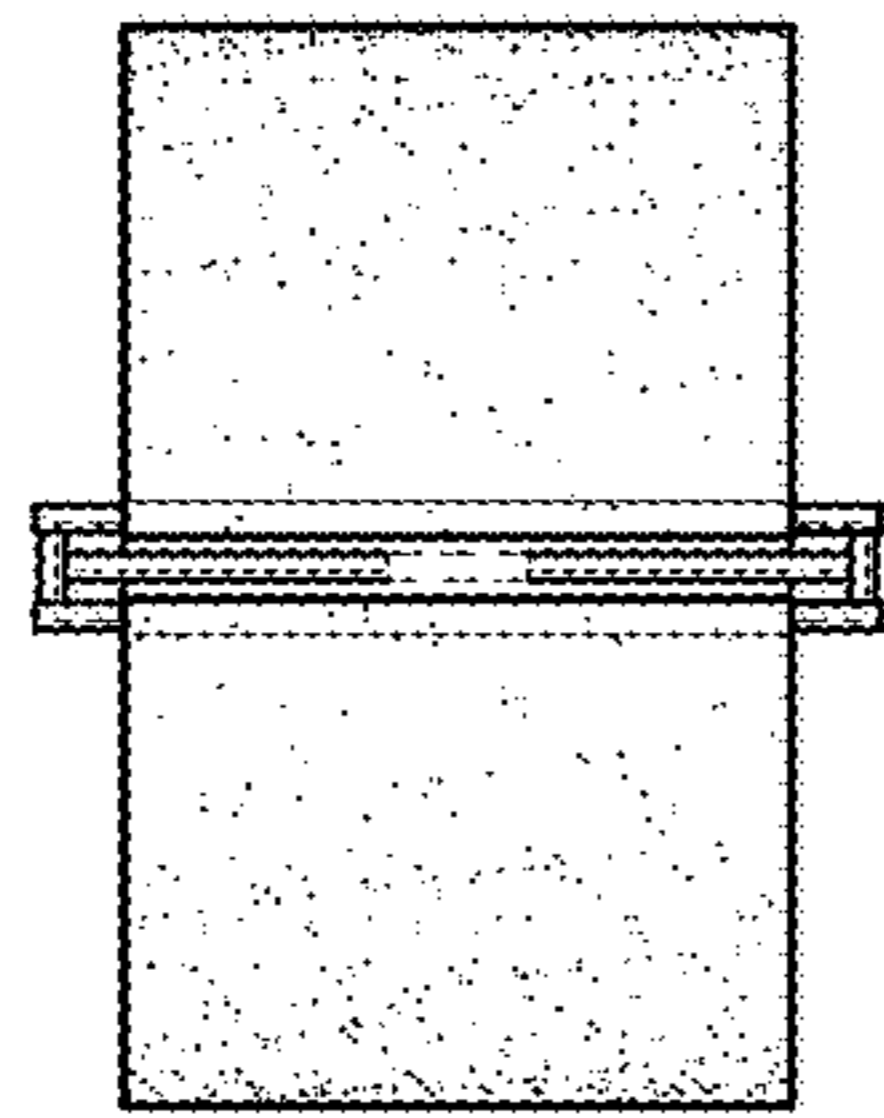


FIG. 4

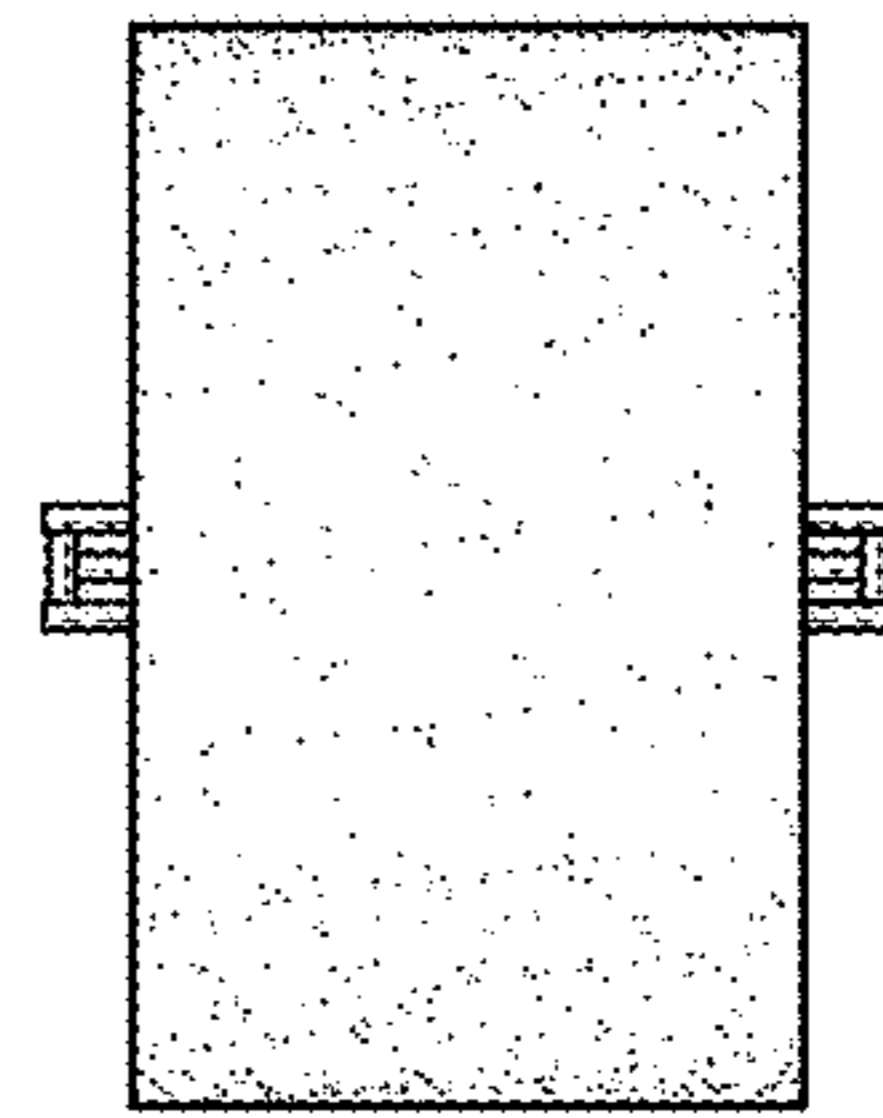


FIG. 5

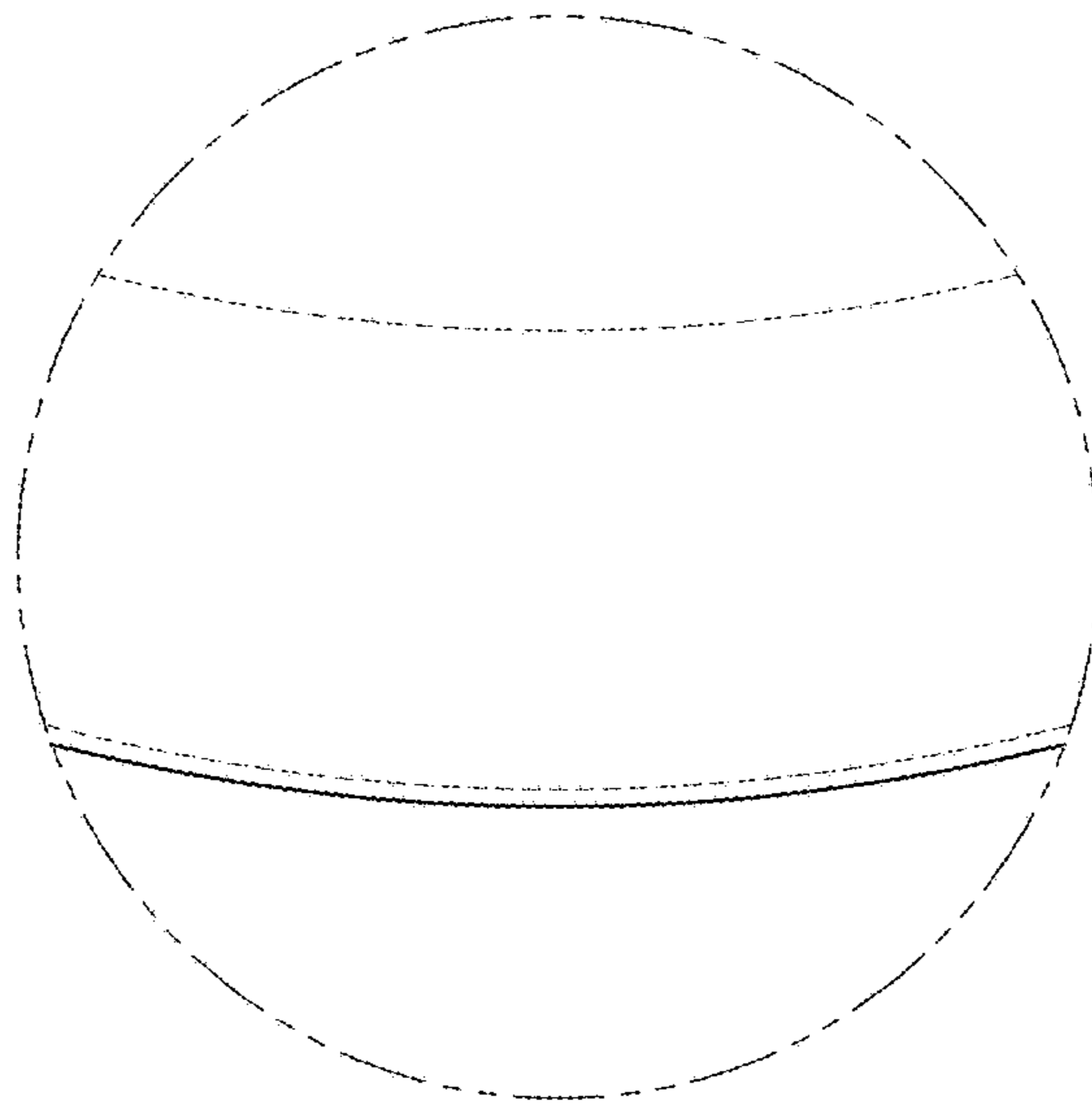


FIG. 6