



US00D848130S

(12) **United States Design Patent** (10) **Patent No.:** **US D848,130 S**
Mial (45) **Date of Patent:** **** May 14, 2019**

(54) **SHOE SOLE**

(71) Applicant: **Under Armour, Inc.**, Baltimore, MD (US)

(72) Inventor: **Yurri Mial**, Baltimore, MD (US)

(73) Assignee: **Under Armour, Inc.**, Baltimore, MD (US)

(**) Term: **15 Years**

(21) Appl. No.: **29/664,224**

(22) Filed: **Sep. 24, 2018**

Related U.S. Application Data

(62) Division of application No. 29/605,465, filed on May 26, 2017, now Pat. No. Des. 831,316.

(51) **LOC (11) Cl.** **02-04**

(52) **U.S. Cl.**
USPC **D2/954**; D2/947; D2/951

(58) **Field of Classification Search**
USPC D2/902, 906, 908, 916, 918, 925, D2/946-962, 977; 36/1, 1.5, 3 B, 22 R, 36/24.5, 25 R, 28, 32 R, 34 R, 59 C, 36/67 A, 101-107, 114-116, 117.3, 117.4, 36/124-136; D15/544
CPC A43B 13/00; A43B 13/02; A43B 13/023; A43B 13/026; A43B 13/04; A43B 13/08; A43B 13/10; A43B 13/12; A43B 13/14; A43B 13/141; A43B 13/143; A43B 13/16; A43B 13/18; A43B 13/181; A43B 13/187; A43B 13/189; A43B 13/20; A43B 13/22; A43B 13/223; A43B 13/24; A43B 13/28; A43B 13/30; A43B 13/32; A43B 13/34; A43B 13/36

See application file for complete search history.

(56) **References Cited**

U.S. PATENT DOCUMENTS

D316,175 S *	4/1991	Legacki	D2/953
D379,115 S *	5/1997	Kramer	D2/964
D385,093 S *	10/1997	Cass	D2/957
D392,445 S *	3/1998	Tresser	D2/951
D396,549 S *	8/1998	von Conta	D2/955
5,806,210 A *	9/1998	Meschan	A43B 21/26 36/36 B
D474,332 S *	5/2003	Turner	D2/946
D506,054 S *	6/2005	Sonnergren	D2/953

(Continued)

OTHER PUBLICATIONS

UA HOVR Phantom Connected, UnderArmour.com, [online], [site visited Nov. 29, 2018]. <URL: <https://www.underarmour.com/en-us/mens-ua-hovr-phantom-connected/pid3000004-603>> (Year: 2018).*

Primary Examiner — T Chase Nelson
Assistant Examiner — Jonathan J. Han

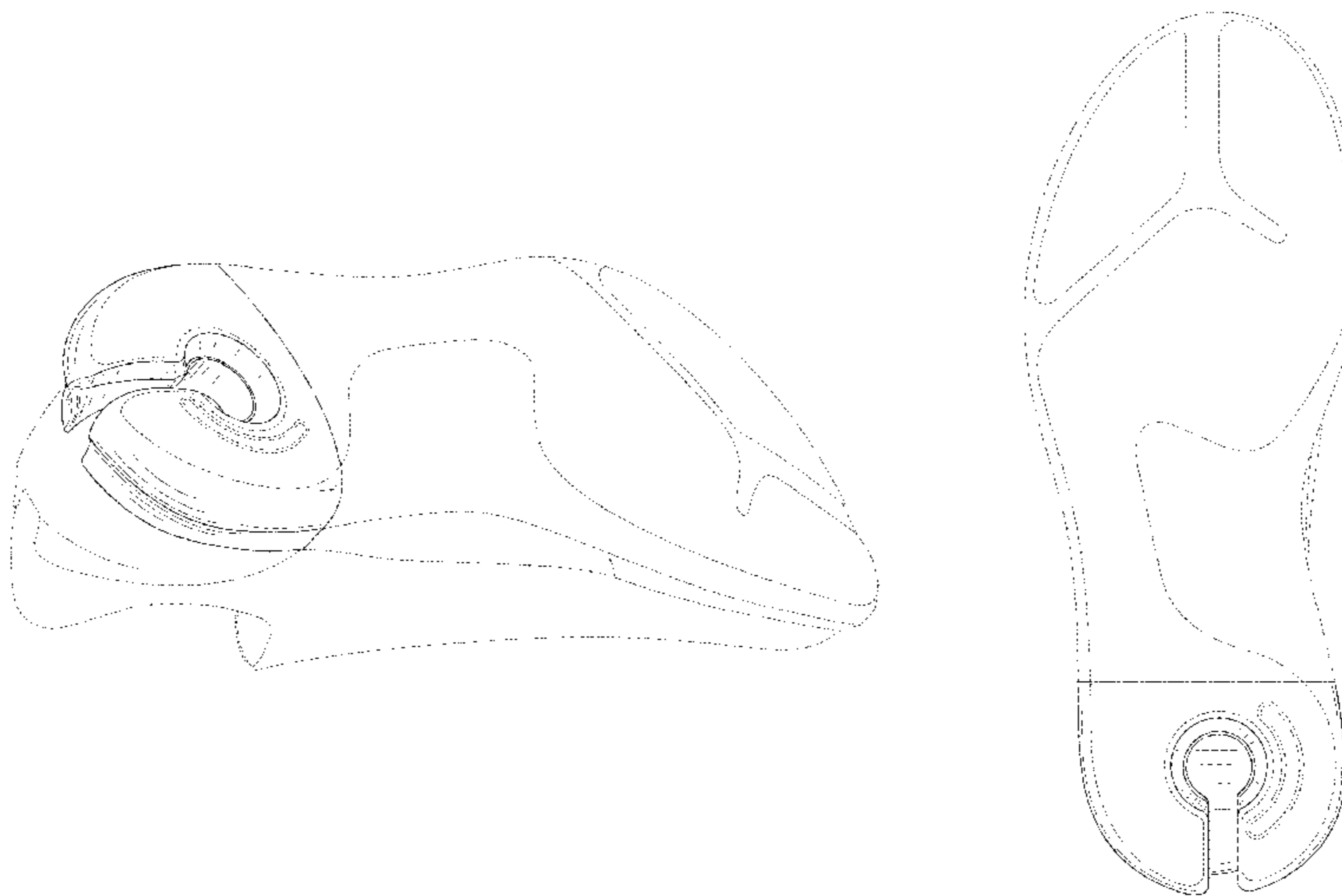
(57) **CLAIM**

The ornamental design for a shoe sole, as shown and described.

DESCRIPTION

FIG. 1 is a perspective view of a shoe sole showing my new design;
FIG. 2 is a bottom view thereof;
FIG. 3 is a left view thereof;
FIG. 4 is a right side view thereof;
FIG. 5 is a front side view thereof; and,
FIG. 6 is a back view thereof.
The broken line illustration of environmental structure in the drawings is not part of the claimed design. The shoe sole illustrated is a first embodiment showing a right-footed form of the shoe sole. A second embodiment of the shoe sole is for the left-footed form of the shoe sole, which is a mirror image of the right-footed form, is not illustrated.

1 Claim, 5 Drawing Sheets



(56)

References Cited

U.S. PATENT DOCUMENTS

6,931,765 B2 *	8/2005	Lucas	A43B 3/0063	36/28
D555,887 S *	11/2007	Link	D2/949	
D560,335 S *	1/2008	Turner	A43B 13/223	D2/957
D560,336 S *	1/2008	Nakashima	D2/954	
7,350,320 B2 *	4/2008	Chandler	A43B 13/14	36/28
D574,583 S *	8/2008	St-Louis	D2/951	
D575,946 S *	9/2008	Mitani	D2/946	
D595,488 S *	7/2009	Banik	D2/951	
7,627,961 B2 *	12/2009	Brewer	A43B 7/06	36/28
D662,292 S *	6/2012	Meynard	D2/923	
8,516,723 B2 *	8/2013	Ferrigan	A43B 3/0042	36/102
D698,134 S *	1/2014	Abshire	D2/951	
8,650,775 B2 *	2/2014	Peyton	A43B 7/144	36/29
D714,036 S *	9/2014	Etcheverry	D2/951	
9,149,087 B2 *	10/2015	Abshire	A43B 7/1425	
D770,741 S *	11/2016	Teteriatnikov	D2/951	
D801,015 S *	10/2017	Gibson	D2/953	
D801,653 S *	11/2017	Small	D2/953	
D802,897 S *	11/2017	Howe	D2/953	
D812,878 S *	3/2018	Nethongkome	D2/956	
D831,316 S *	10/2018	Mial	D2/947	
2002/0129516 A1 *	9/2002	Lucas	A43B 3/0063	36/35 R
2010/0031530 A1 *	2/2010	Abshire	A43B 21/26	36/28
2010/0107448 A1 *	5/2010	Fallow	A43B 3/0042	36/103
2011/0000101 A1 *	1/2011	Nakano	A43B 1/0072	36/12
2011/0030240 A1 *	2/2011	Schmidt	A43B 5/10	36/28
2013/0031804 A1 *	2/2013	Abshire	A43B 7/1425	36/103
2013/0104425 A1 *	5/2013	Kalra-Lall	A43B 3/0015	36/103

* cited by examiner




FIG.1

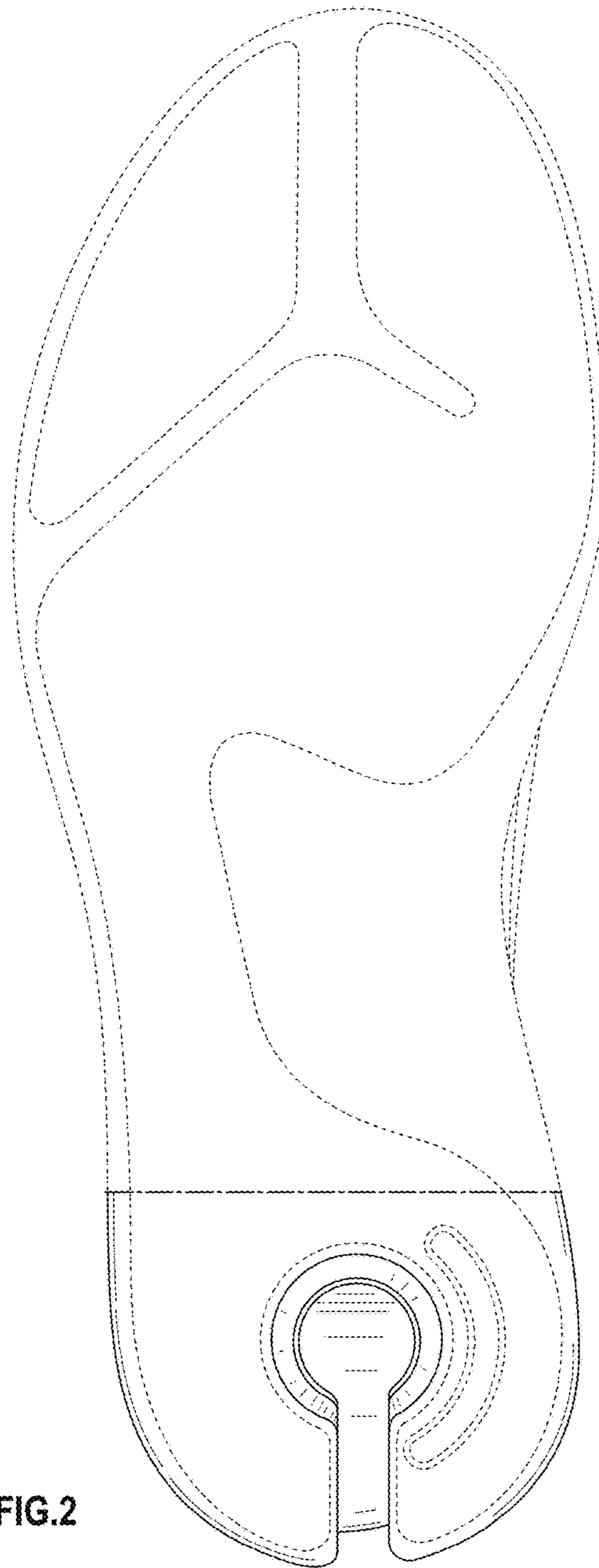


FIG. 2

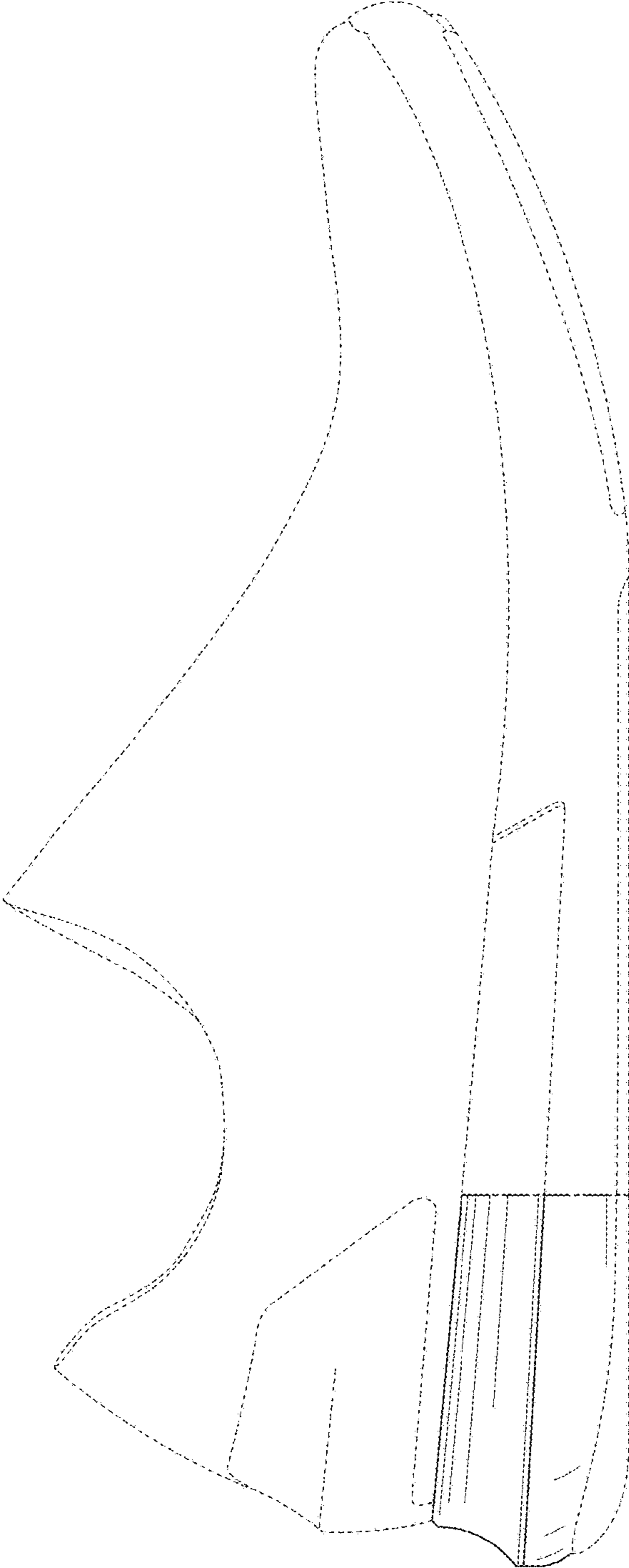


FIG.3

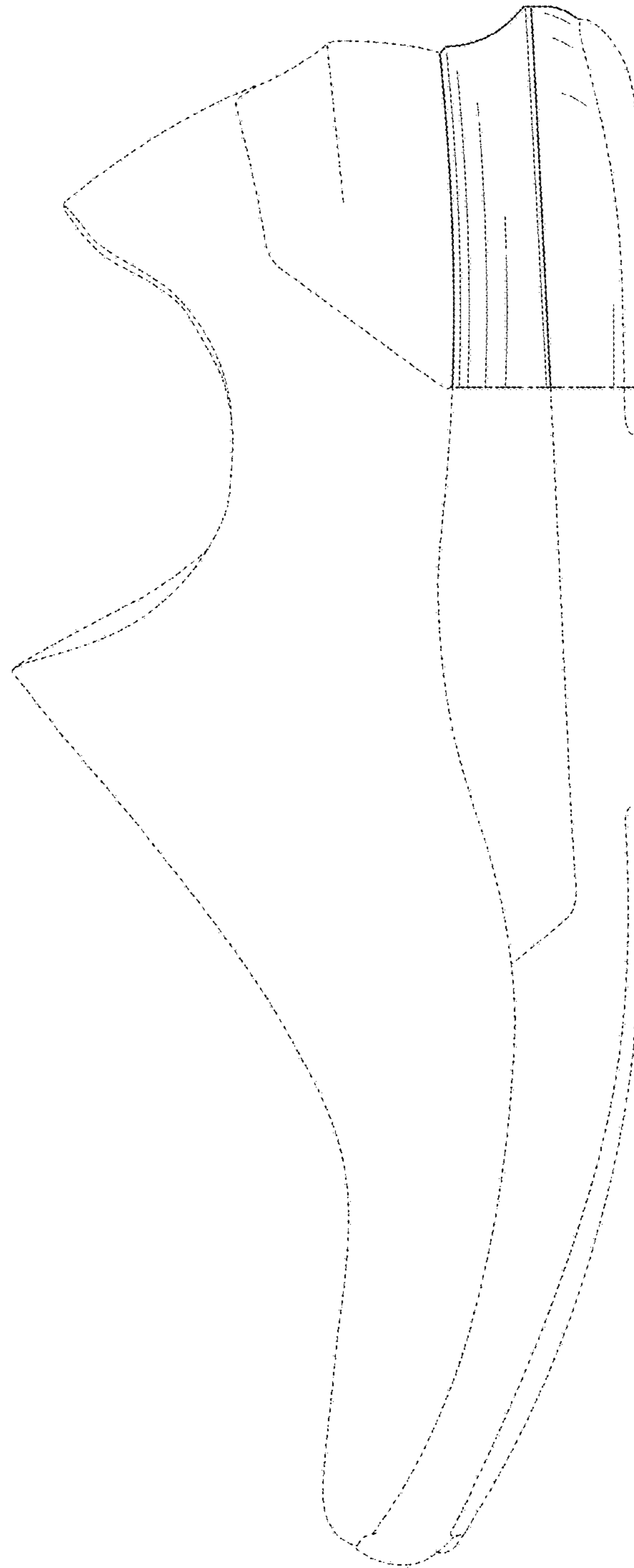


FIG. 4

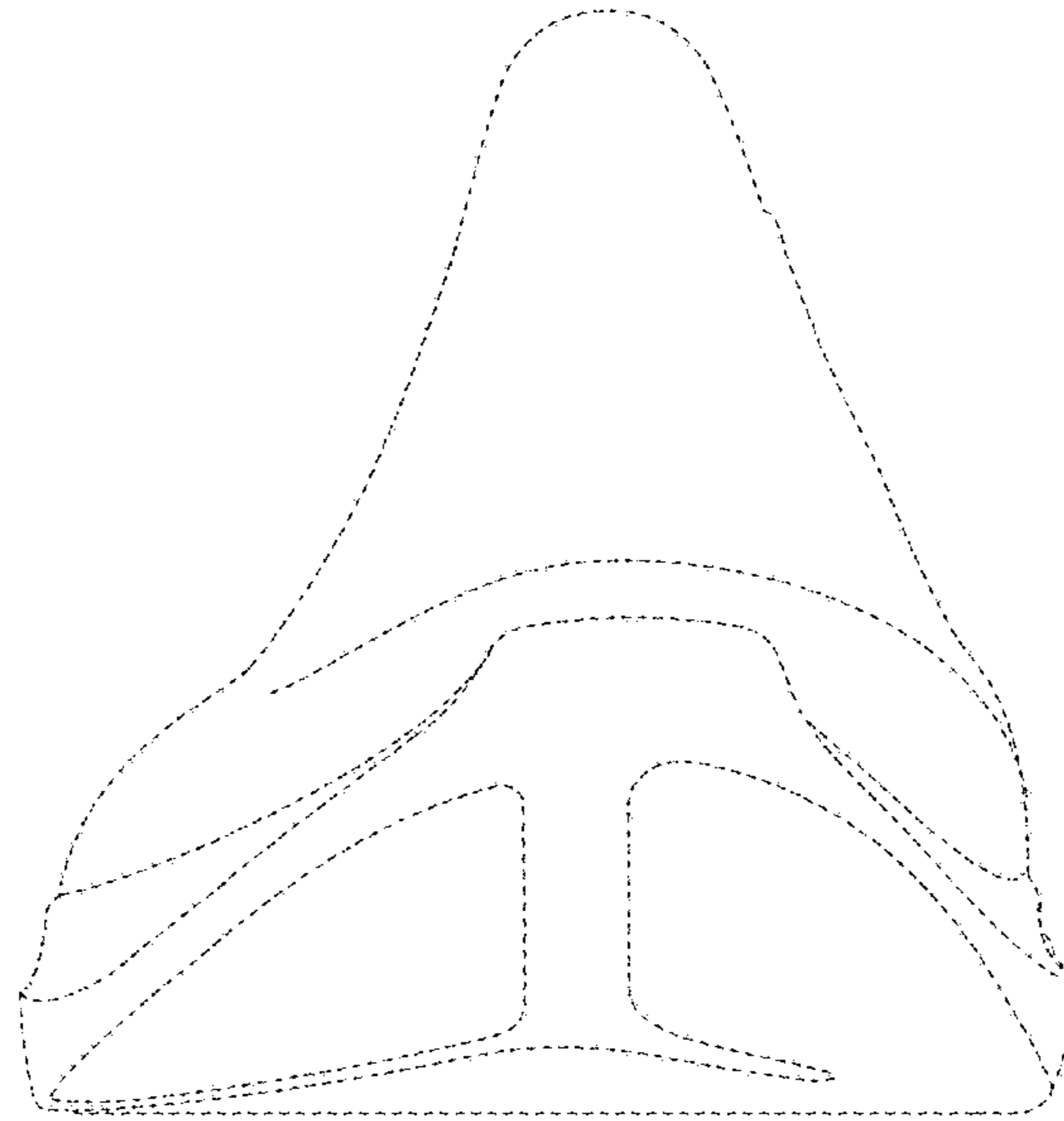


FIG. 5

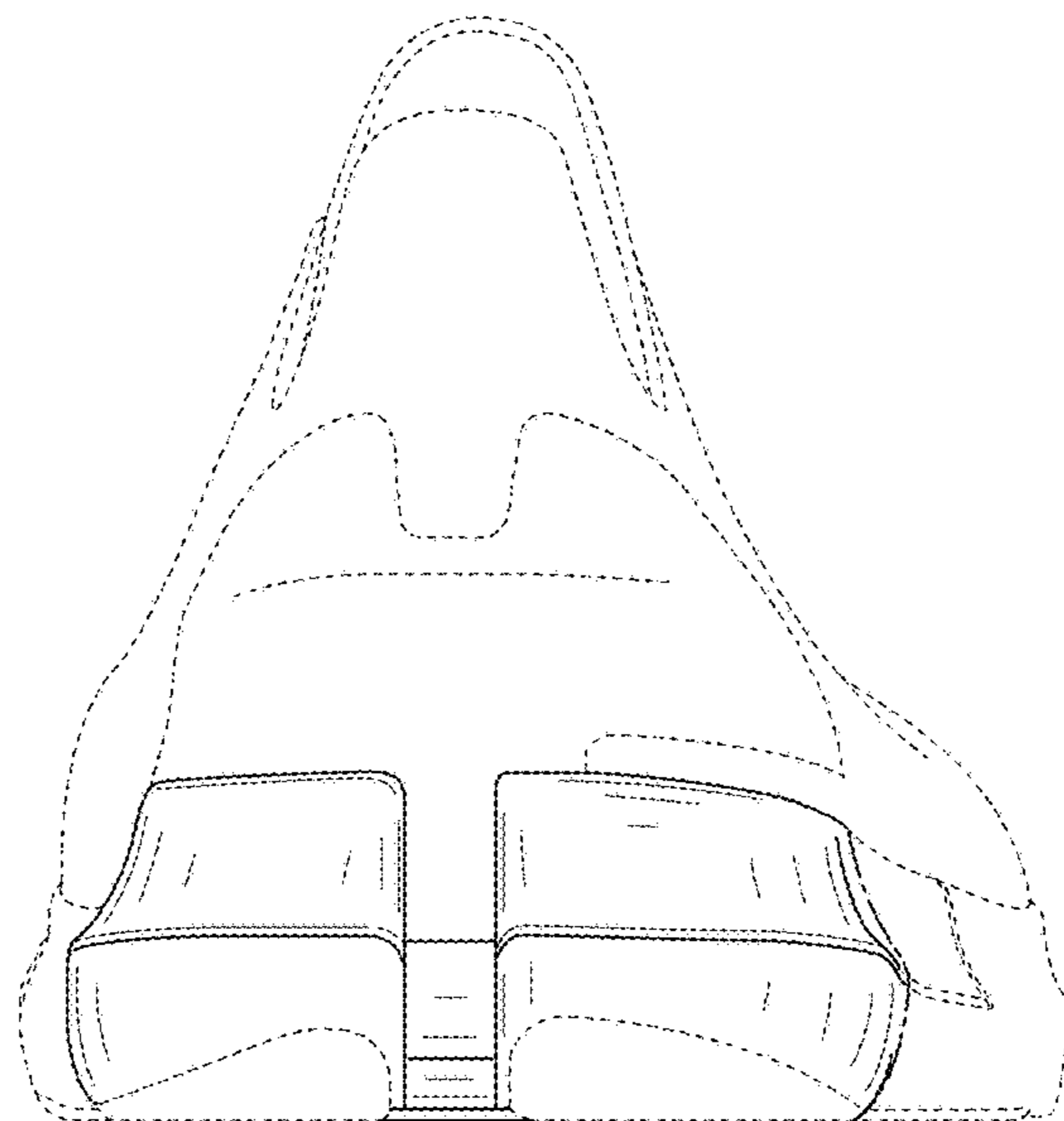


FIG. 6