



US00D848109S

(12) **United States Design Patent** (10) **Patent No.:** **US D848,109 S**
Zhang et al. (45) **Date of Patent:** **** May 14, 2019**

(54) **BRA**
(71) Applicant: **Shenzhen Fang Ta Technology Co., Ltd.**, Shenzhen, Guangdong (CN)
(72) Inventors: **Miaoling Zhang**, Shenzhen (CN); **Fei Zhang**, Shenzhen (CN); **Wenjing Fan**, Shenzhen (CN)
(73) Assignee: **Shenzhen Fang Ta Technology Co. Ltd.**, Shenzhen, Guangdong (CN)
(**) Term: **15 Years**

(21) Appl. No.: **29/633,605**
(22) Filed: **Jan. 15, 2018**
(30) **Foreign Application Priority Data**
Dec. 5, 2017 (CN) 2017 3 06131167
(51) **LOC (11) Cl.** **02-01**
(52) **U.S. Cl.**
USPC **D2/706**
(58) **Field of Classification Search**
USPC D2/706-709, 701-703, 723; 450/53-59
CPC A41C 1/06; A41C 3/00; A41C 3/02; A41D 13/05; A41D 13/0518
See application file for complete search history.

(56) **References Cited**
U.S. PATENT DOCUMENTS
8,221,189 B2 * 7/2012 Chen A41C 3/065 450/54
D665,969 S * 8/2012 Chang D2/706
D665,971 S * 8/2012 Chang D2/706
D671,711 S * 12/2012 Chang D2/706
D671,712 S * 12/2012 Chang D2/706
D760,473 S * 7/2016 Deal D2/706
D792,053 S * 7/2017 Chen D2/706
9,713,350 B1 * 7/2017 Colburn A41C 3/065

D825,888 S * 8/2018 Chen D2/706
2010/0029176 A1 * 2/2010 Chen A41C 3/065 450/38
2012/0108143 A1 * 5/2012 Sherwood A41C 3/065 450/57

(Continued)


Primary Examiner — Robin V Webster
Assistant Examiner — J. Thorn, Sr.
(74) *Attorney, Agent, or Firm* — D’Ambrosio & Menon, PLLC; Usha Menon

(57) **CLAIM**
The ornamental design for a bra, as shown and described.

DESCRIPTION

FIG. 1 is a front view of a bra, showing our new design; FIG. 2 is a perspective top view thereof; FIG. 3 is a right side view thereof; FIG. 4 is a right front view thereof; FIG. 5 is a prospective view thereof; FIG. 6 is a front perspective view thereof; FIG. 7 is a left side view thereof; FIG. 8 is a bottom view thereof; FIG. 9 is a front view of a bra, showing the second embodiment; FIG. 10 is a perspective top view of the second embodiment thereof; FIG. 11 is a right side view of the second embodiment thereof; FIG. 12 is a right front view of the second embodiment thereof; FIG. 13 is a right front prospective view of the second embodiment thereof; FIG. 14 is a front perspective view of the second embodiment thereof; FIG. 15 is a left side view of the second embodiment thereof; and, FIG. 16 is a bottom view of the second embodiment thereof.

1 Claim, 16 Drawing Sheets



(56)

References Cited

U.S. PATENT DOCUMENTS

2014/0273739 A1* 9/2014 Chang A41C 3/065
450/81

* cited by examiner

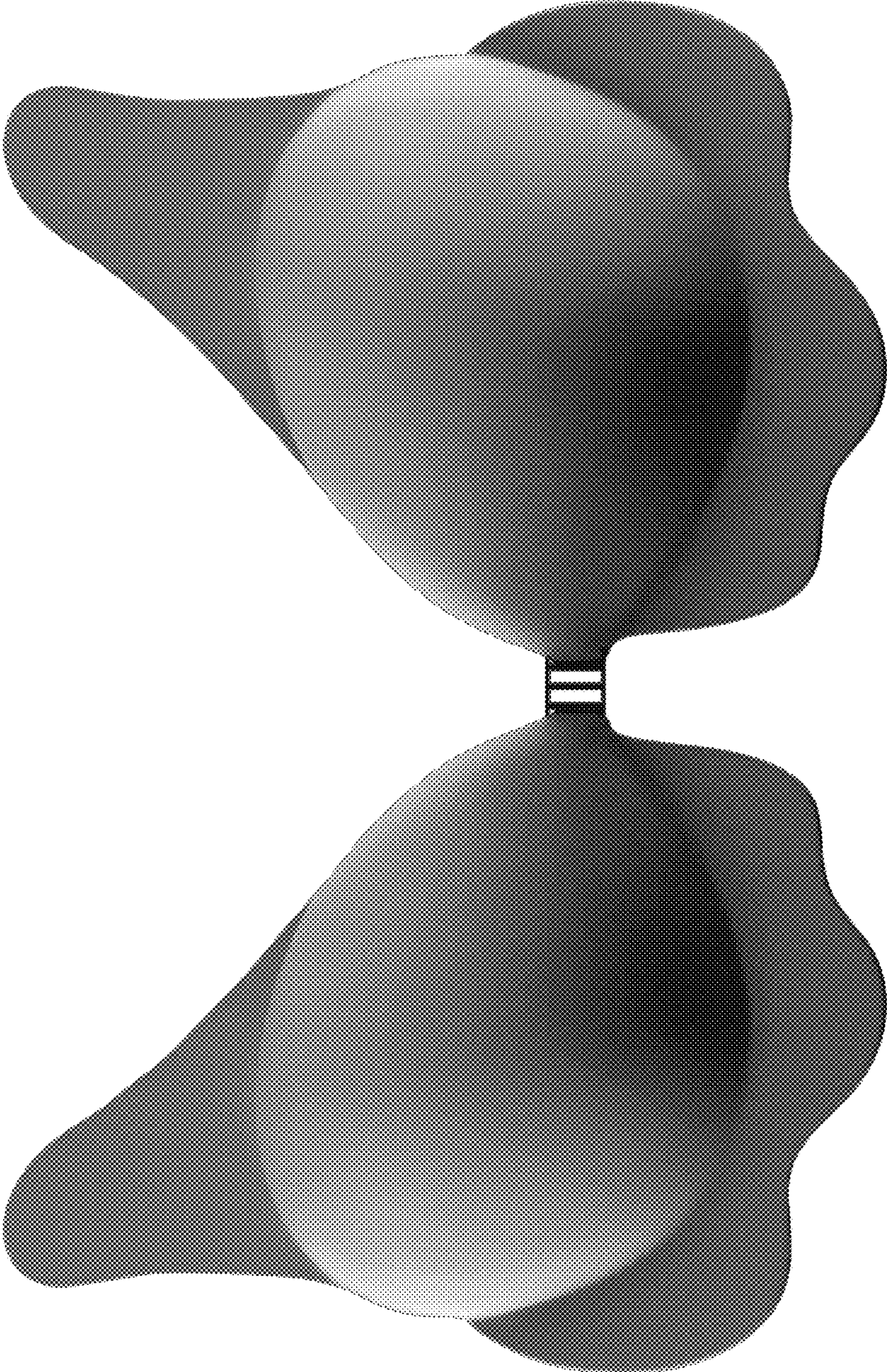


FIG. 1



FIG. 2




FIG. 3




FIG. 4

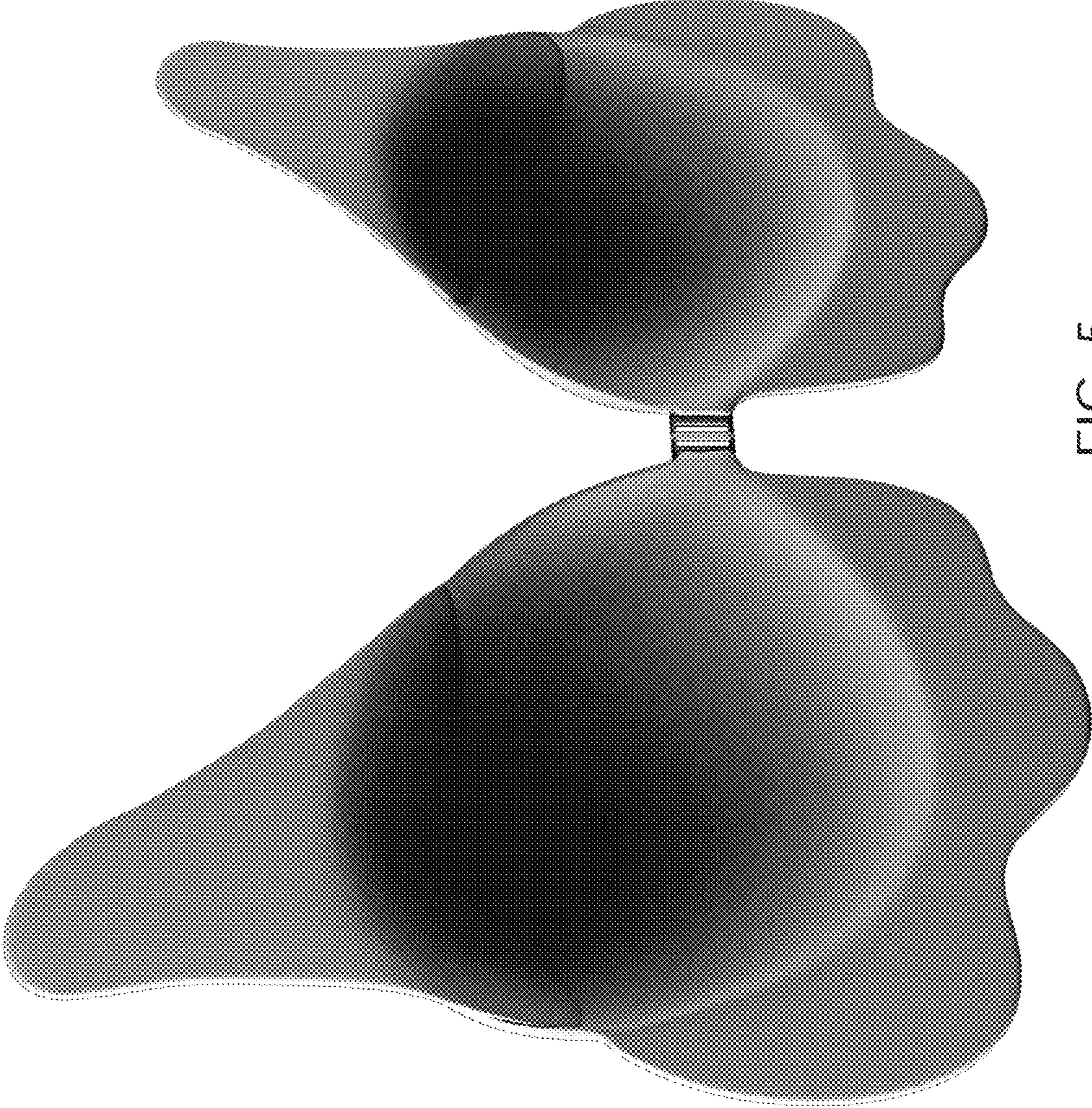


FIG. 5

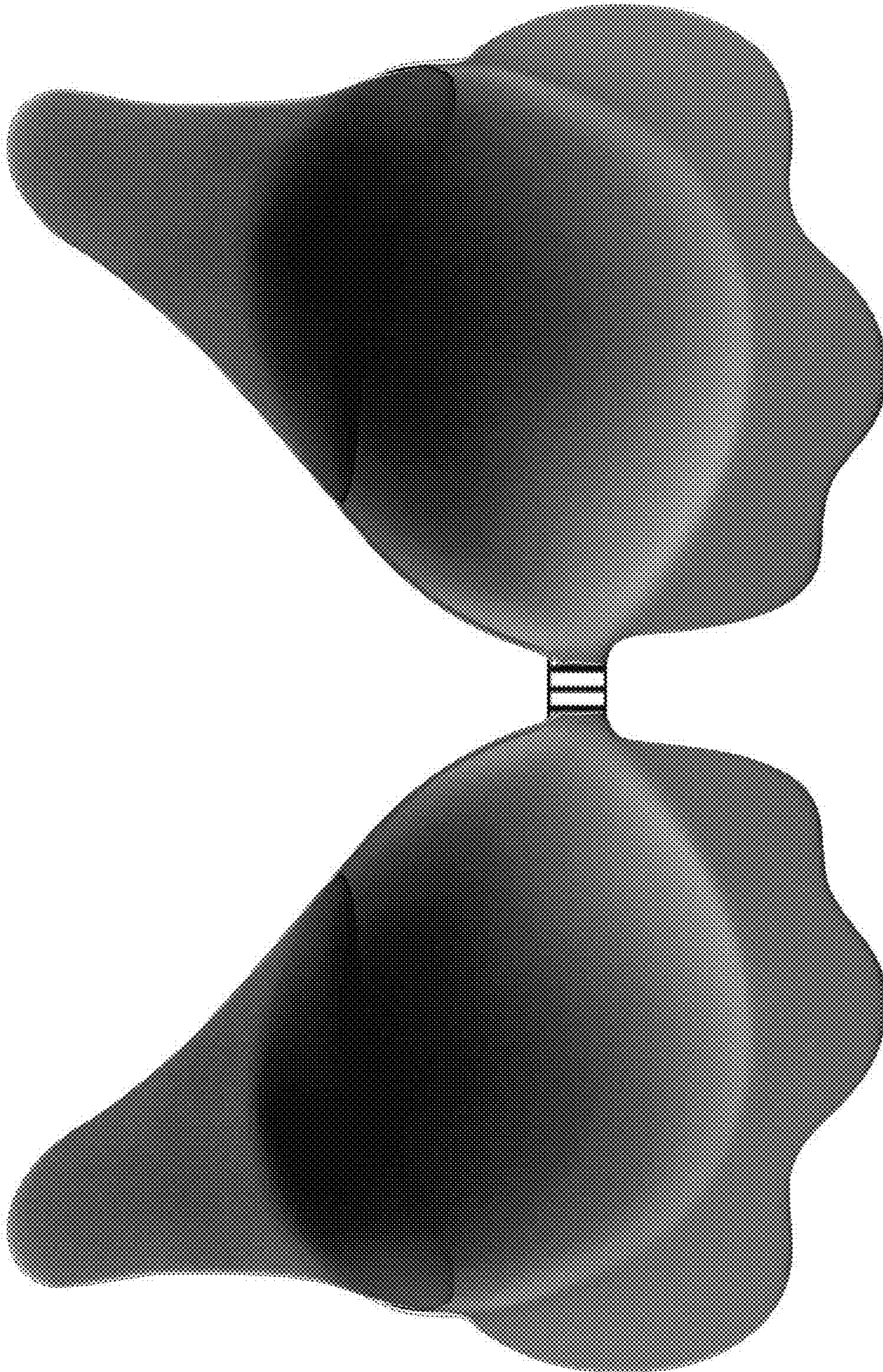


FIG. 6




FIG. 7




FIG. 8

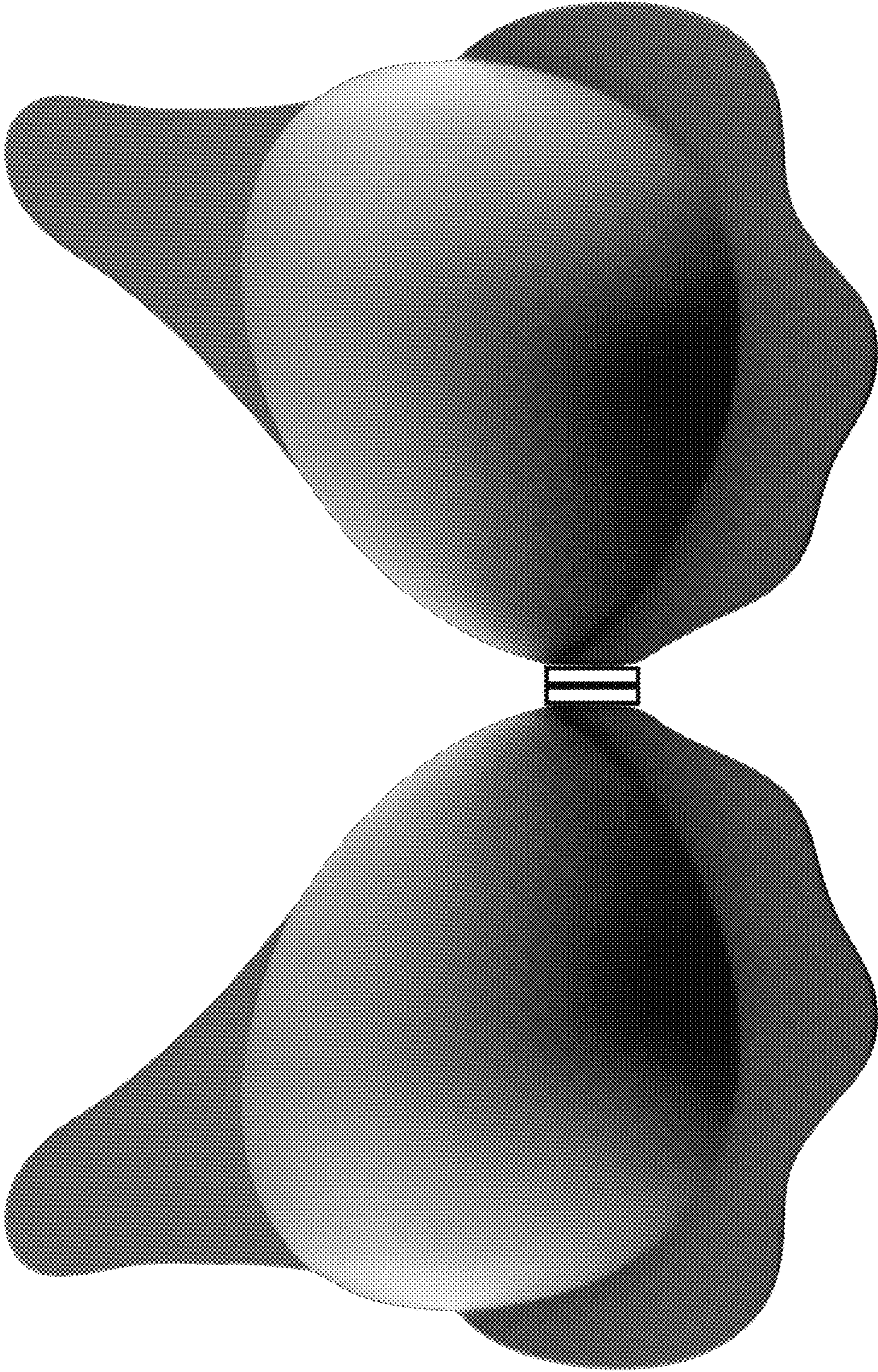


FIG. 9




FIG. 10




FIG. 11




FIG. 12




FIG. 13

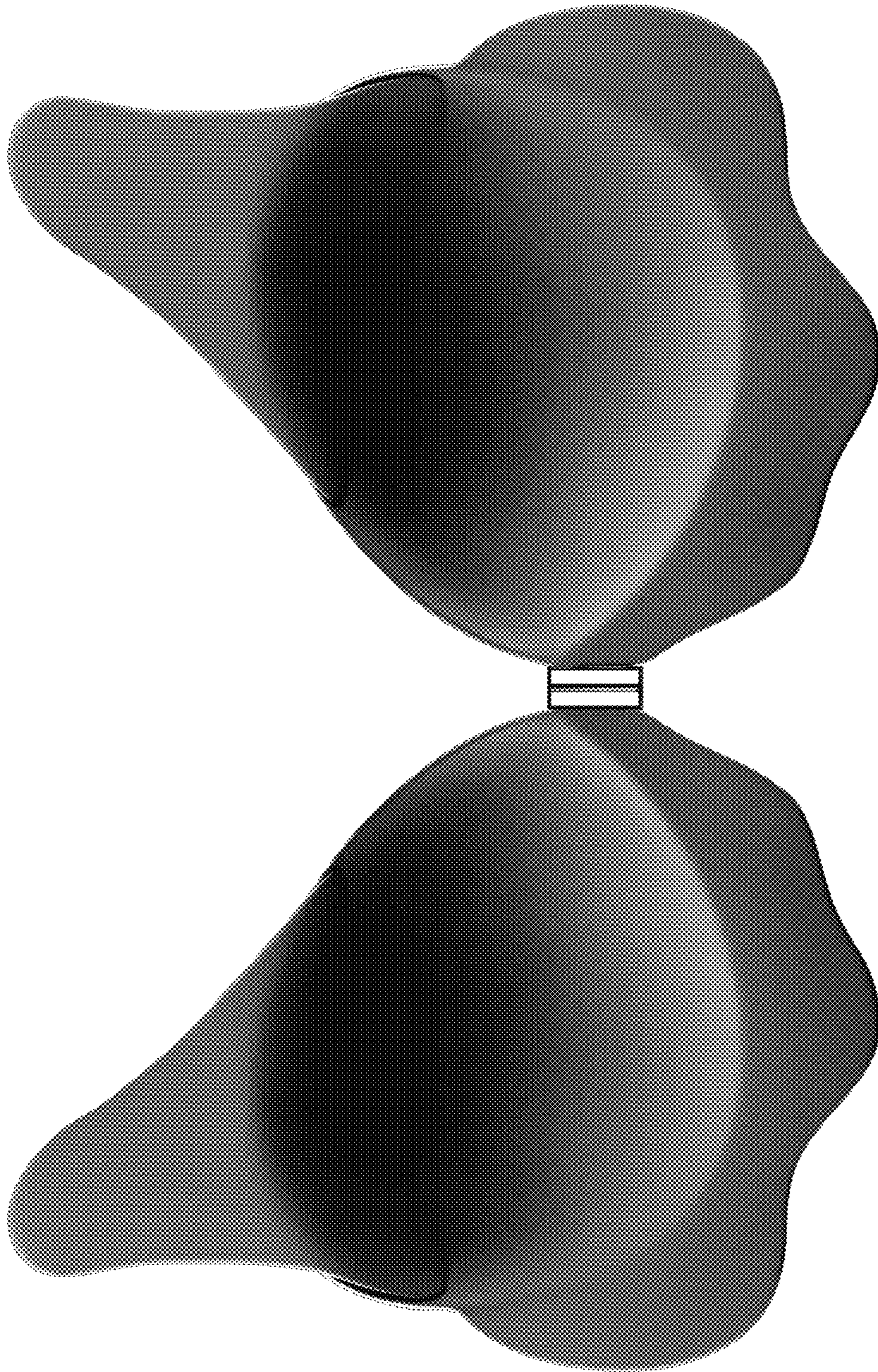


FIG. 14




FIG. 15

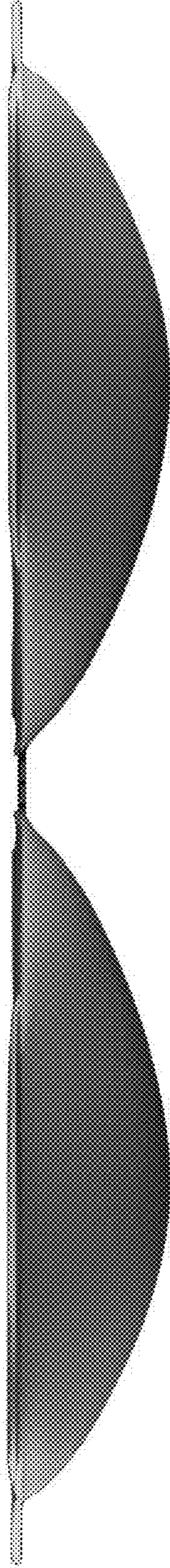


FIG. 16