



US00D848105S

(12) **United States Design Patent** (10) **Patent No.:** **US D848,105 S**
Michel et al. (45) **Date of Patent:** **** May 14, 2019**

(54) **SALT BLOCK**
(71) Applicant: **Morton Salt, Inc.**, Chicago, IL (US)
(72) Inventors: **Evelyne Michel**, Levallois-Perret (FR); **Thorsten Kopp**, Hannover (DE); **Brian Grindley**, Chicago, IL (US); **John MacKinnon**, Vernon Hills, IL (US); **Ronell Scheller**, Chicago, IL (US); **Amy Vemulapalli**, Chicago, IL (US)
(73) Assignee: **MORTON SALT, INC.**, Chicago, IL (US)
(**) Term: **15 Years**
(21) Appl. No.: **29/650,392**
(22) Filed: **Jun. 6, 2018**

Related U.S. Application Data

(62) Division of application No. 29/600,315, filed on Apr. 11, 2017, now Pat. No. Des. 834,280.
(51) **LOC (11) Cl.** **01-01**
(52) **U.S. Cl.**
USPC **D1/100**
(58) **Field of Classification Search**
USPC D1/100-130, 199; 426/104, 108, 138, 426/391, 549, 808, 94, 143, 559, 560; D24/101-104; D28/8.1, 63; D6/601; D32/40, 43; D9/707, 756; D30/160; D18/56; D25/113, 115; D23/366
CPC A23G 3/50; A23G 3/54; A23J 3/26; A23L 1/0067; B41J 2/17593
See application file for complete search history.

References Cited

U.S. PATENT DOCUMENTS

D132,350 S * 5/1942 Stoner D28/8.1
D226,595 S * 4/1973 Caunes D1/121

D310,130 S * 8/1990 van Kooten D1/100
D352,364 S * 11/1994 Dietz D28/8.1
D357,338 S * 4/1995 Bornhorst
D371,801 S * 7/1996 Jones 106/31.13
D373,139 S * 8/1996 Jones 347/99
D392,771 S * 3/1998 Mohary D28/8.1
D407,110 S * 3/1999 Yao D18/56
D407,742 S * 4/1999 Yao 347/99
D409,237 S * 5/1999 Ellers 347/88
D415,193 S * 10/1999 Jones 347/88
D416,936 S * 11/1999 Chin 347/88
D433,068 S 10/2000 Dunlap
D453,787 S * 2/2002 Mattern 347/88
D465,858 S 11/2002 Griffith
D562,461 S 2/2008 Nash
D580,553 S 11/2008 Nash
D647,686 S 11/2011 Mann
D669,213 S 10/2012 Celia
D676,216 S 2/2013 Peterson

(Continued)

Primary Examiner — Katie Jane Stofko
(74) *Attorney, Agent, or Firm* — Oblon, McClelland, Maier & Neustadt, L.L.P.

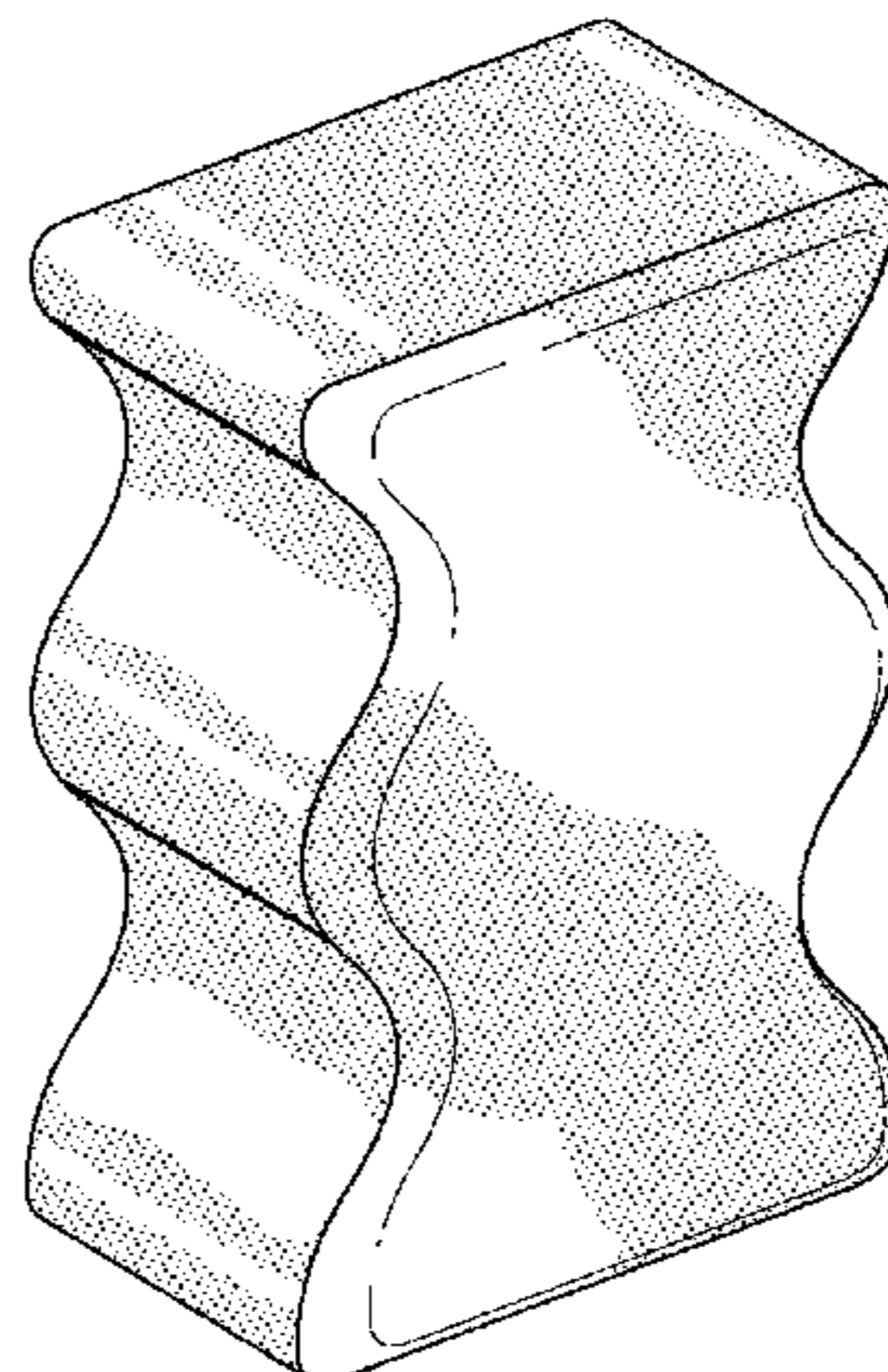
(57) **CLAIM**

The ornamental design for a salt block, as shown and described.

DESCRIPTION

FIG. 1 is a front, top, and left side perspective view of a salt block;
FIG. 2 is a front elevational view thereof, the rear elevational view being a mirror image of the front elevational view;
FIG. 3 is a left side elevational view thereof, the right side elevational view being a mirror image of the left side elevational view; and,
FIG. 4 is a top plan view thereof, the bottom plan view being a mirror image of the top plan view.

1 Claim, 2 Drawing Sheets



(56)

References Cited

U.S. PATENT DOCUMENTS

D714,017 S 9/2014 Rogers
D763,544 S 8/2016 Mann

* cited by examiner

FIG. 1

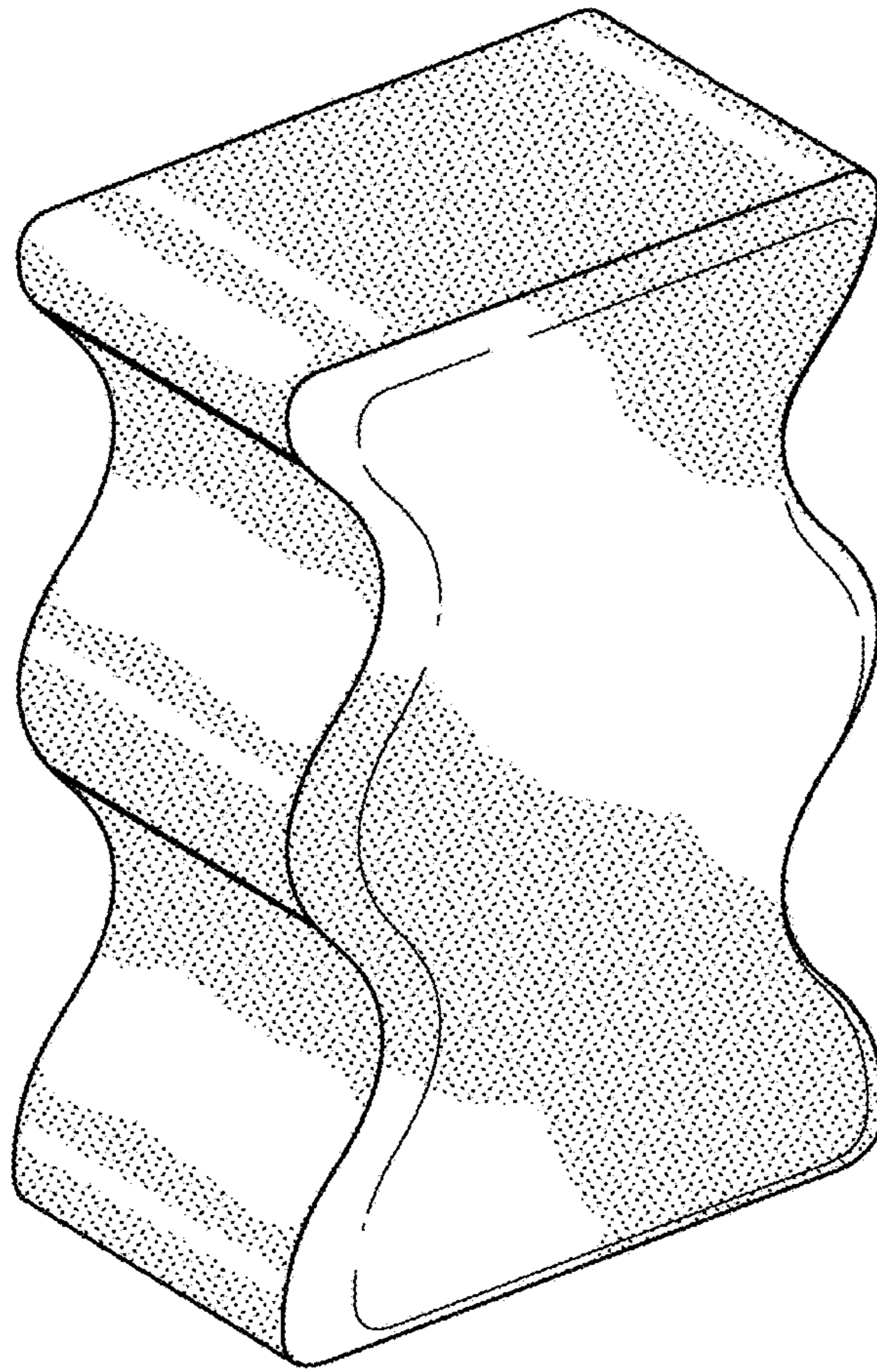


FIG. 2

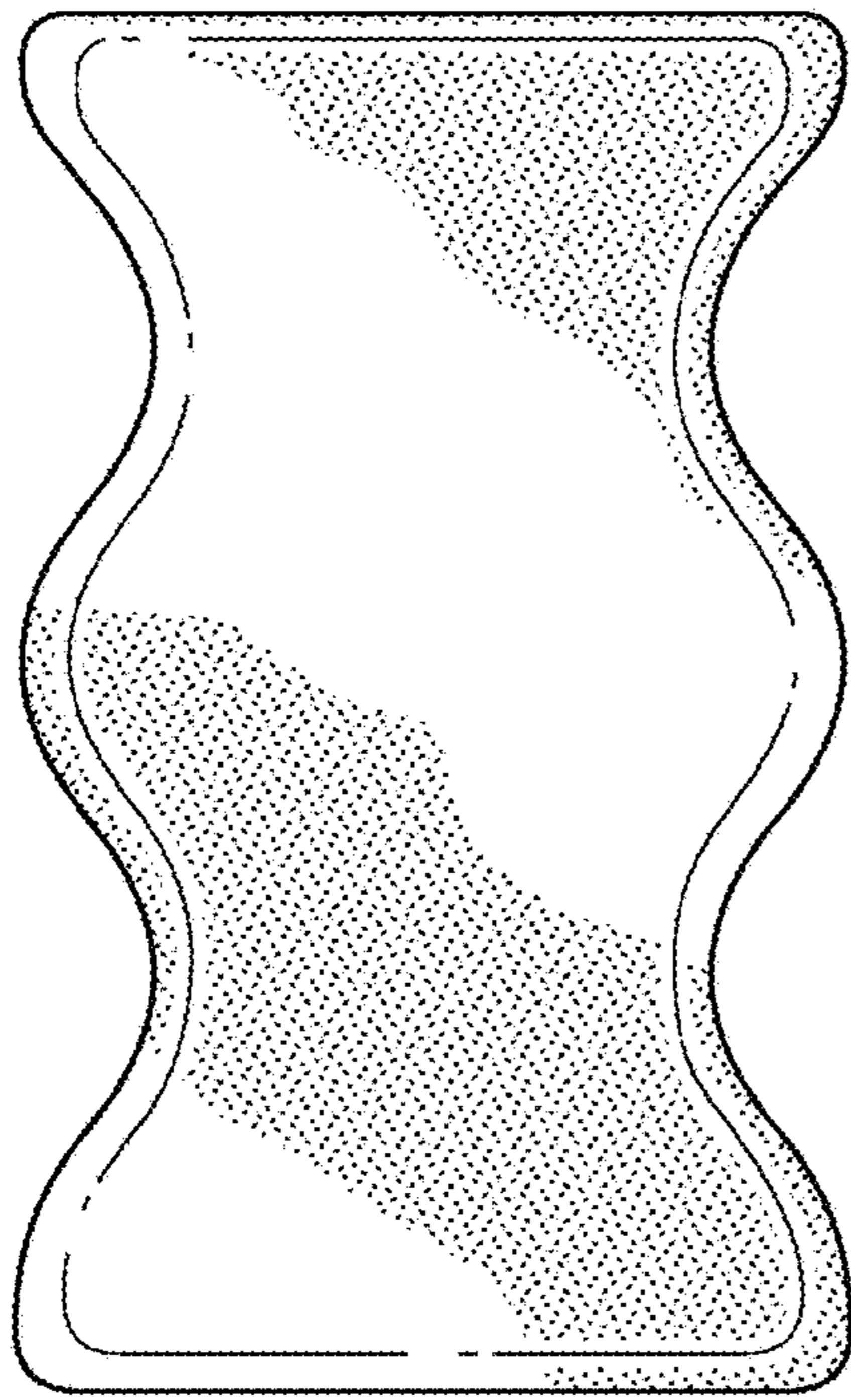


FIG. 3

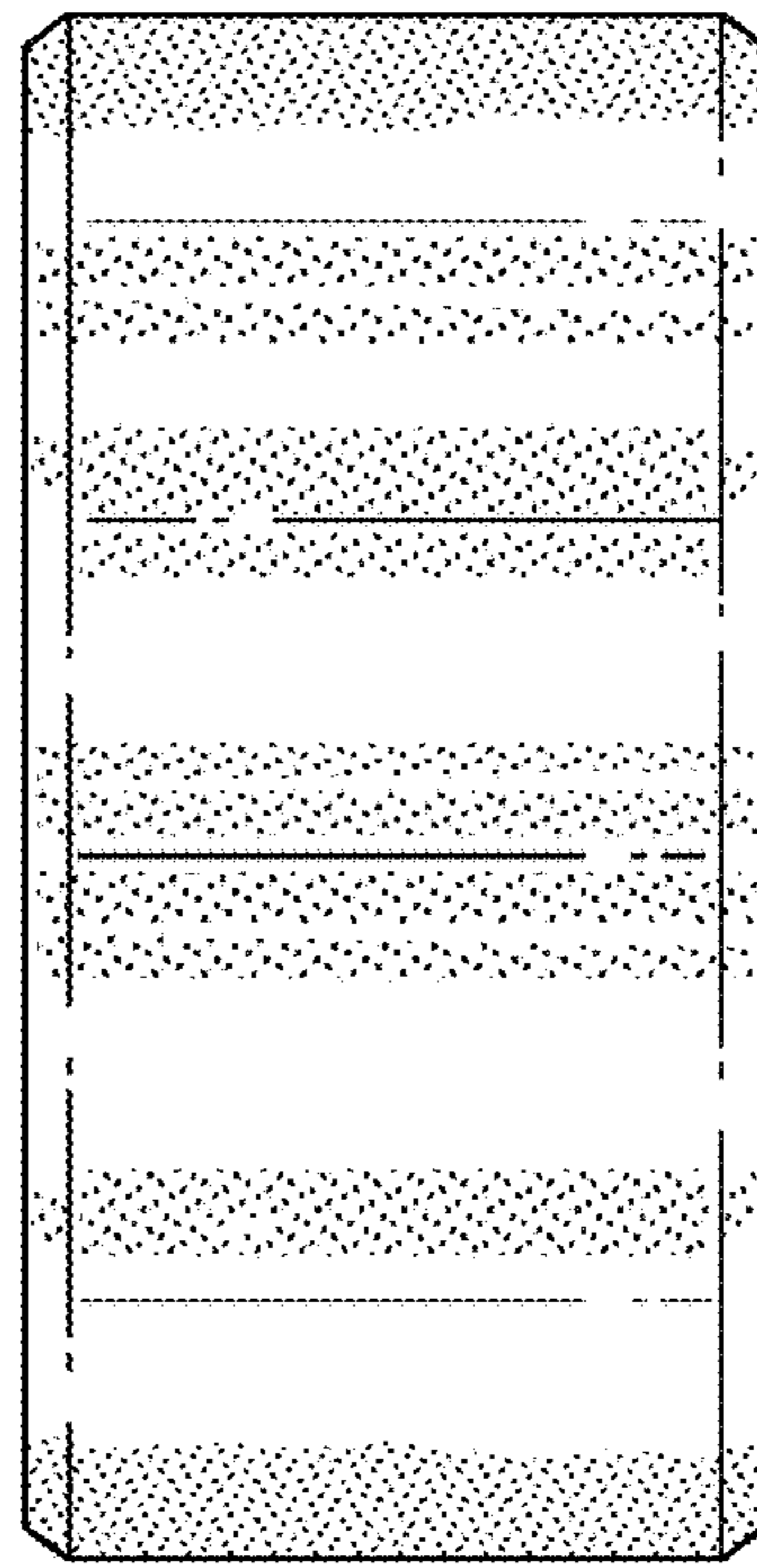


FIG. 4

