



US00D848102S

(12) **United States Design Patent** (10) **Patent No.:** **US D848,102 S**
Carlson et al. (45) **Date of Patent:** **** *May 7, 2019**

(54) **THREE-LAYERED SCOURING PAD** 7,815,617 B2 * 10/2010 Dircks B32B 7/12
604/332
(71) Applicant: **3M INNOVATIVE PROPERTIES** 7,892,630 B1 * 2/2011 McKnight B32B 3/10
COMPANY, St. Paul, MN (US) 428/114
D650,539 S * 12/2011 Caprarola D32/40
(72) Inventors: **Lauren K. Carlson**, St. Paul, MN D659,320 S * 5/2012 Davis D32/40
(US); **Matthew W. Gorrell**, South St. Paul, MN (US); **Robert J. Maki**, D685,552 S * 7/2013 Myers D32/40
Hudson, WI (US); **Byron E. Trotter**, D699,908 S * 2/2014 Fang D32/40
St. Paul, MN (US) (Continued)

FOREIGN PATENT DOCUMENTS

(73) Assignee: **3M INNOVATIVE PROPERTIES** CN 304115833 * 4/2017
COMPANY, Saint Paul, MN (US) CN 304115834 * 4/2017
FR 2956968 9/2011

(*) Notice: This patent is subject to a terminal disclaimer.

OTHER PUBLICATIONS

(**) Term: **15 Years**

Scotch Brite™ Dual Purpose Scour Pad, reviews 2017, [https://www.webstaurantstore.com/3m-96hex-5-3-4-x-5-scotch-brite-dual-purpose-scour-p . . .](https://www.webstaurantstore.com/3m-96hex-5-3-4-x-5-scotch-brite-dual-purpose-scour-p...) site visited Oct. 4, 2017.*

(21) Appl. No.: **29/597,236**

(Continued)

(22) Filed: **Mar. 15, 2017**

(51) **LOC (11) Cl.** **07-05**

Primary Examiner — John Windmuller

(52) **U.S. Cl.** **D32/40**
USPC **D32/40**

Assistant Examiner — John R Yeh

(58) **Field of Classification Search**
USPC D32/40, 43, 50–52, 35
CPC A47L 13/282; A47L 13/10; A47L 13/16;
A47L 13/20; A47L 13/256; B66B 31/00
See application file for complete search history.

(74) *Attorney, Agent, or Firm* — Daniel J. Iden

(57) **CLAIM**

The ornamental design for a three-layered scouring pad, as shown and described.

(56) **References Cited**

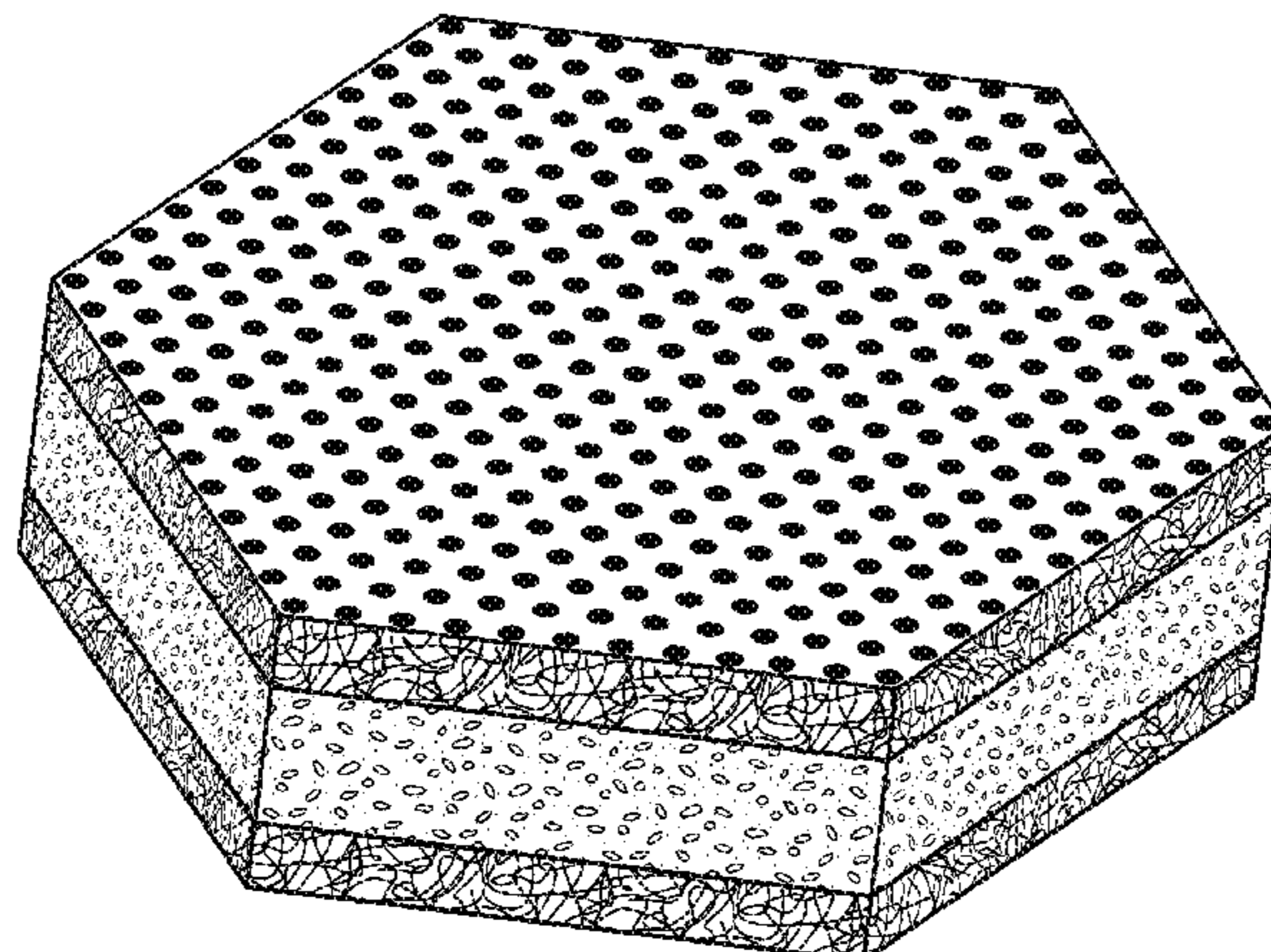
DESCRIPTION

U.S. PATENT DOCUMENTS

3,021,649 A * 2/1962 Robbins B24D 15/04
15/118
3,169,264 A * 2/1965 Walker A47K 7/02
112/441
D426,690 S * 6/2000 Sakai D32/43
D429,861 S * 8/2000 Denney D32/40
D497,092 S * 10/2004 McCarthy D32/40
D505,528 S * 5/2005 Burt D28/63
D506,587 S * 6/2005 Armaly, Jr. A47L 13/16
D28/63
D509,935 S * 9/2005 Burt D28/63

FIG. 1 is a perspective view of a three-layered scouring pad showing the new design.
FIG. 2 is a top view thereof.
FIG. 3 is a bottom view thereof.
FIG. 4 is a front view thereof, the rear view being a mirror image of the front view shown; and,
FIG. 5 is a right side view thereof, the left side view being a mirror image of the left side view shown.

1 Claim, 2 Drawing Sheets



(56)

References Cited

U.S. PATENT DOCUMENTS

D708,805 S * 7/2014 Mehdizadeh D32/40
D719,711 S * 12/2014 Mozeika, III D32/40
D773,828 S * 12/2016 Brenner D32/40
D774,265 S * 12/2016 Staude D32/40
D797,390 S * 9/2017 Kawasaki D32/43
2003/0186029 A1* 10/2003 Ogawa B29C 70/025
428/158
2005/0013957 A1* 1/2005 Leschinsky B32B 7/06
428/40.1
2007/0271719 A1 11/2007 Schindler
2012/0171409 A1* 7/2012 Todt B32B 33/00
428/90
2016/0369507 A1* 12/2016 Pervan E04C 2/26

OTHER PUBLICATIONS

3M KR application No. 30-2017-0043071, entitled "Scouring Pad".

* cited by examiner

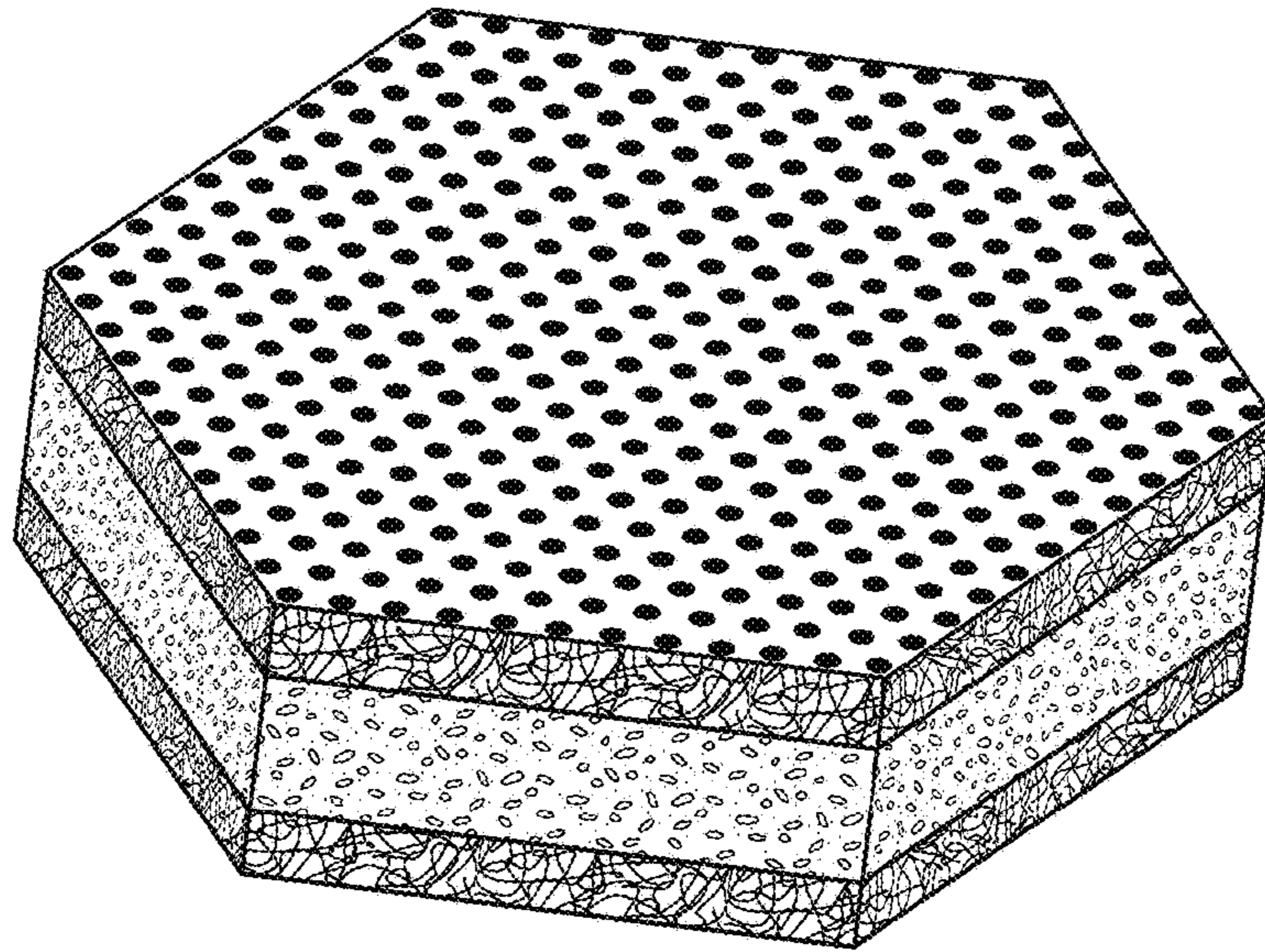


FIG. 1




FIG. 2




FIG. 3




FIG. 4

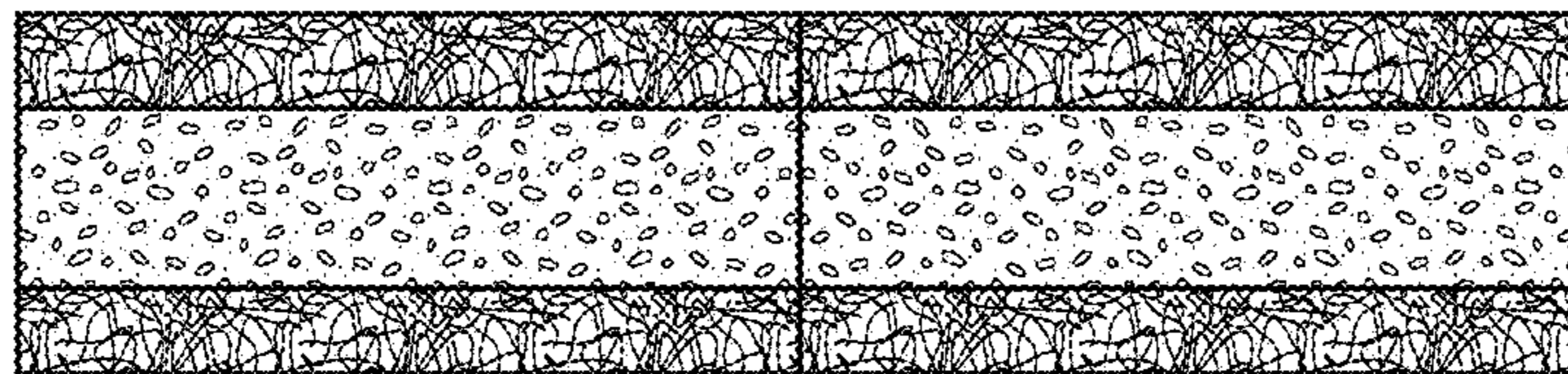


FIG. 5