

US00D848084S

(12) **United States Design Patent**
Jew et al.

(10) **Patent No.:** **US D848,084 S**

(45) **Date of Patent:** **** May 7, 2019**

(54) **ANIMAL ROPE TOY**

A63B 2071/0602; A63B 21/0055; A63B
2207/02; A63B 2225/54; A63B 69/0053;
A63B 2047/043

(71) Applicant: **PetSmart Home Office, Inc.**, Phoenix,
AZ (US)

See application file for complete search history.

(72) Inventors: **Reyna Jew**, Phoenix, AZ (US);
Shanghai Lin, Shanghai (CN)

(56) **References Cited**

U.S. PATENT DOCUMENTS

(73) Assignee: **PetSmart Home Office, Inc.**, Phoenix,
AZ (US)

D328,805 S 8/1992 O'Rourke
D356,879 S * 3/1995 O'Rourke D30/160
(Continued)

(**) Term: **15 Years**

FOREIGN PATENT DOCUMENTS

(21) Appl. No.: **29/611,207**

CN 301925084 5/2012
CN 302407177 4/2013
CN 203058050 7/2013

(22) Filed: **Jul. 19, 2017**

(51) **LOC (11) Cl.** **30-99**

(52) **U.S. Cl.**

USPC **D30/160**

(58) **Field of Classification Search**

USPC D21/398, 400, 402, 412, 415, 426, 436,
D21/439, 440, 441, 443, 445, 460-462,
D21/466-468, 479, 495, 563, 656, 712,
D21/713, 788, 799.1, 681, 386, 484, 707,
D21/408, 437, 470, 673, 678, 679, 682;
D24/211, 214, 215, 193-195, 212;
D30/160, 112, 119; D1/125-127, 120

CPC A63H 5/00; A63H 33/26; A63H 33/18;
A63H 29/22; A63H 29/24; A63H
2200/00; A63H 11/00; A63H 13/00;
A63H 18/02; A63H 18/14; A63H 18/16;
A63H 29/00; A63H 33/009; A63H 33/22;
A63H 33/3055; A63H 3/003; A63H
3/006; A63H 3/008; A63H 3/24; A63H
3/28; A63H 3/31; A63H 3/36; A63H
9/00; A63B 59/20; A63B 69/406; A63B
47/04; A63B 2220/51; A63B 2220/53;
A63B 2220/56; A63B 2220/805; A63B
2071/0625; A63B 2071/063; A63B
2220/17; A63B 2220/18; A63B 2220/40;
A63B 2220/803; A63B 2220/833; A63B
43/004; A63B 43/06; A63B 71/0622;

OTHER PUBLICATIONS

Top Paw Figure 8 Dog Toy—Rope; posted at petsmart.com,
earliest date reviewed on 2017, [online], acquired on Dec. 6, 2018.
Available from Internet, <URL: <https://www.petsmart.com/dog/toys/rope-toys/top-paw-figure-8-dog-toy---rope-43044.html?cgid=100476>> (Year: 2017).*

Primary Examiner — Lilyana Bekic

Assistant Examiner — Aula Soroush

(74) *Attorney, Agent, or Firm* — Duane Morris LLP

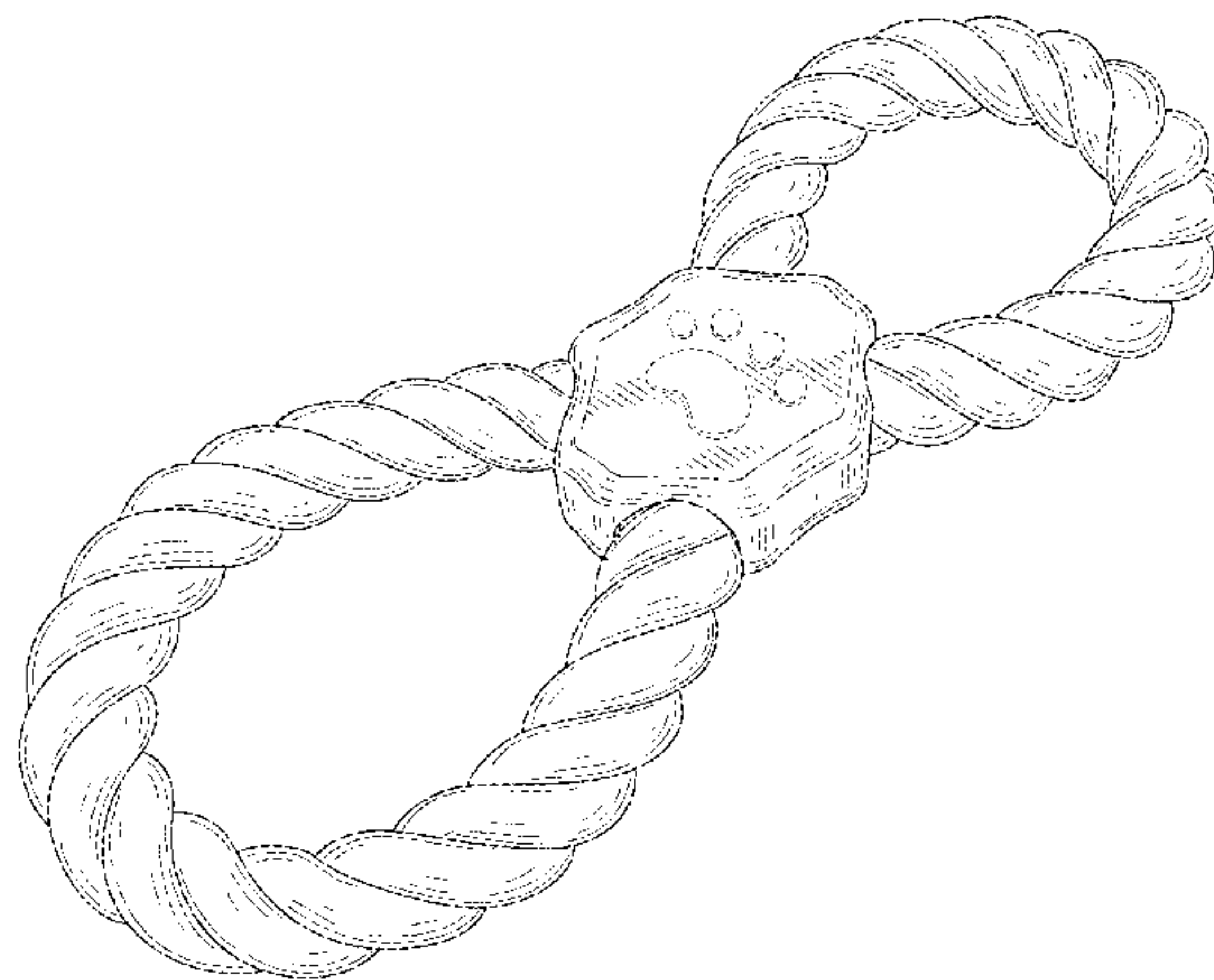
(57) **CLAIM**

The ornamental design for an animal rope toy, as shown and described.

DESCRIPTION

FIG. 1 is a front isometric view of the animal rope toy.
FIG. 2 is a rear elevational view of the animal rope toy.
FIG. 3 is a front elevational view of the animal rope toy.
FIG. 4 is a left elevational view of the animal rope toy.
FIG. 5 is a right elevational view of the animal rope toy.
FIG. 6 is a bottom plan view of the animal rope toy; and,
FIG. 7 is a top plan view of the animal rope toy.

(Continued)



The broken lines in the drawings illustrate portions of the animal rope toy that form no part of the claimed design.

1 Claim, 5 Drawing Sheets

(56)

References Cited

U.S. PATENT DOCUMENTS

D358,911 S *	5/1995	Hotta	D30/160
D359,147 S *	6/1995	Hotta	D30/160
D371,645 S	7/1996	Lawson	
D382,678 S	8/1997	Weinacker, Jr.	
D399,612 S	10/1998	Weinacker, Jr.	
D465,885 S	11/2002	Weinacker, Jr.	
D496,771 S	10/2004	Tepper et al.	
D497,225 S *	10/2004	Weinacker, Jr.	D30/160
D556,392 S	11/2007	Rutherford et al.	
D701,655 S *	3/2014	Byrne	D30/160
D702,005 S *	4/2014	Byrne	D30/160
D755,451 S	5/2016	Lai	
D812,322 S *	3/2018	Hirschberg	D30/160

* cited by examiner

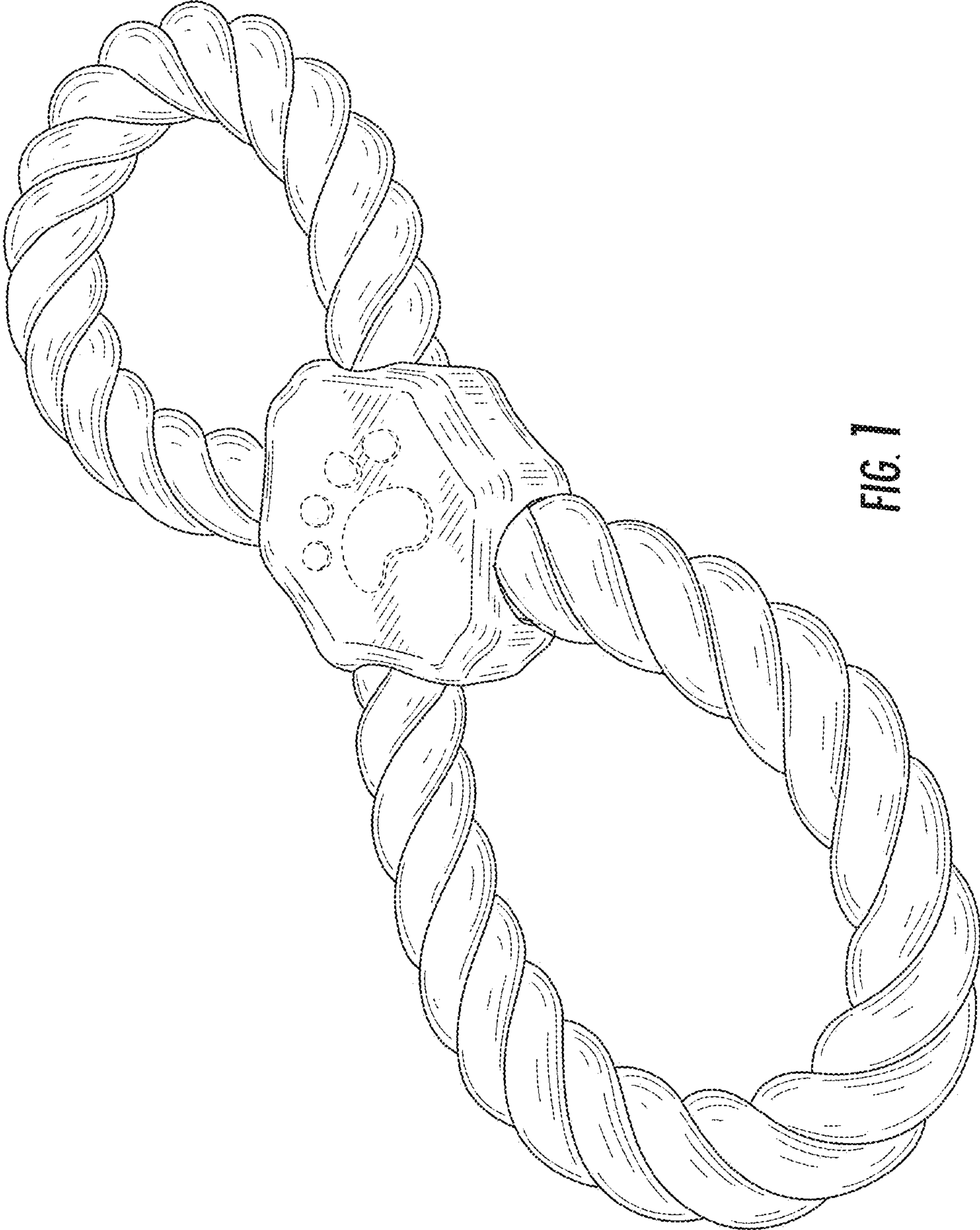


FIG. 1

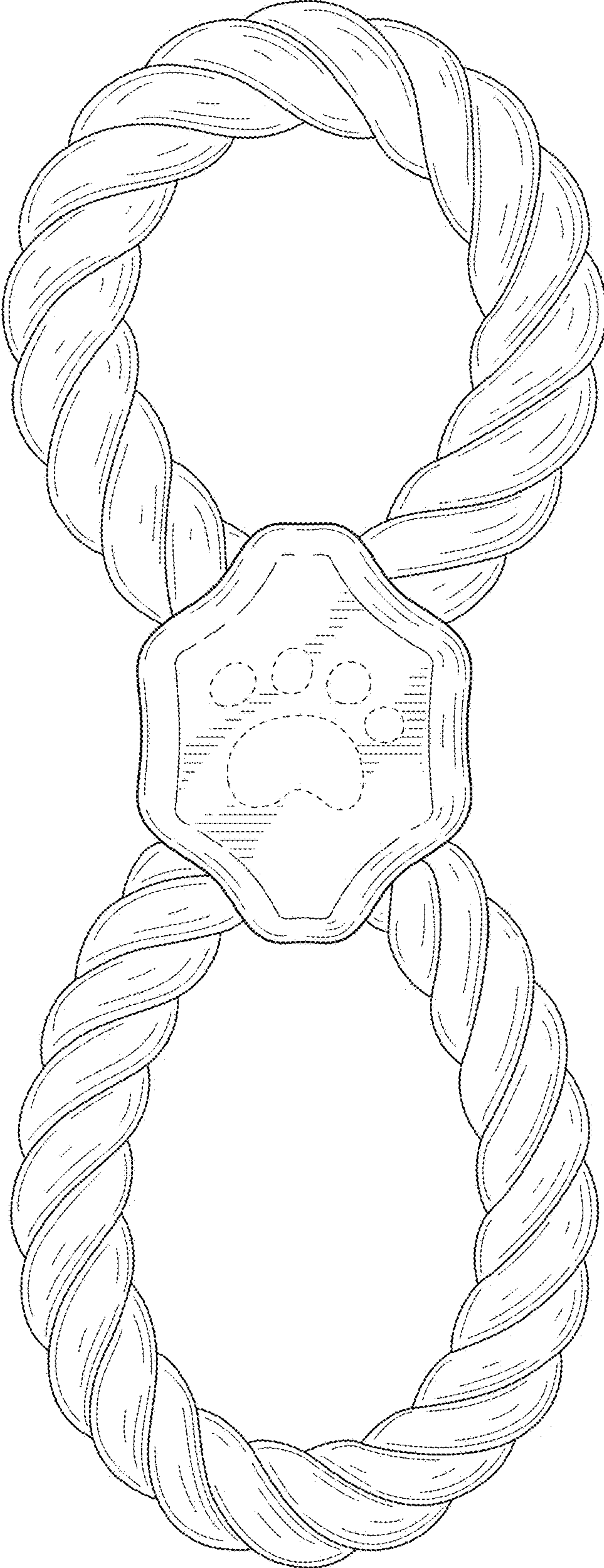


FIG. 2

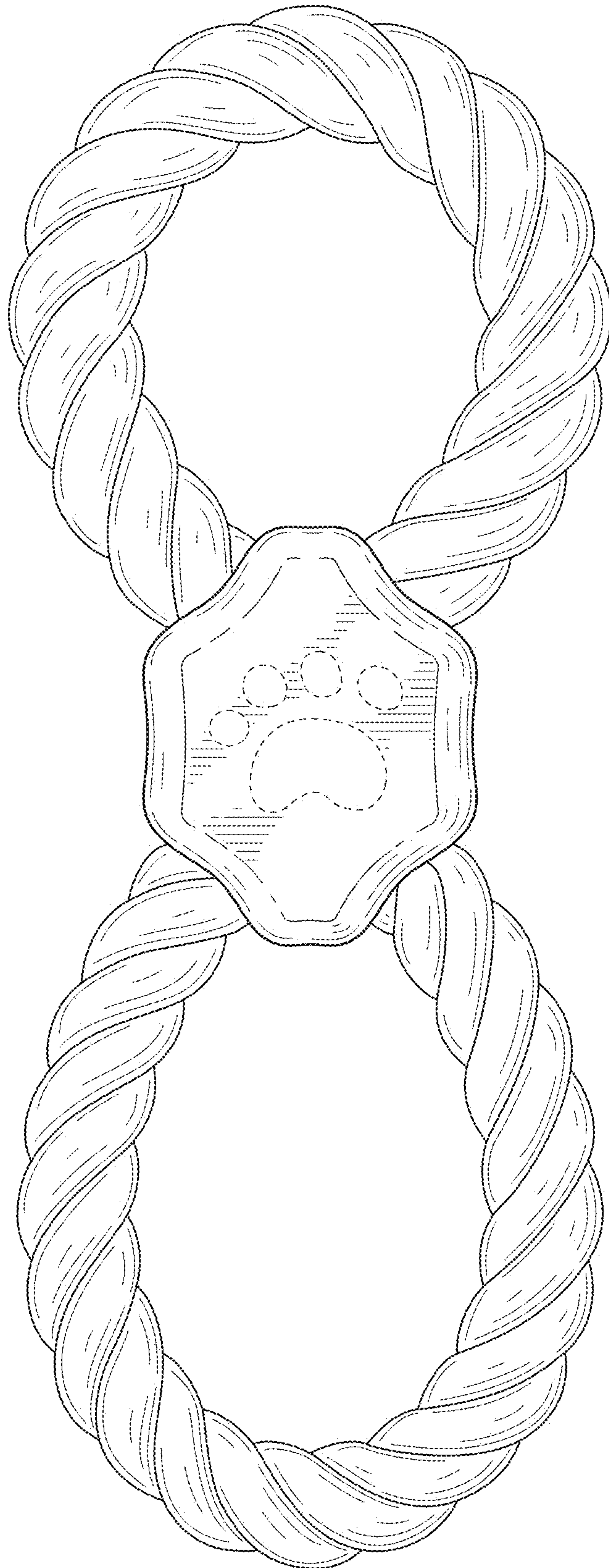


FIG. 3

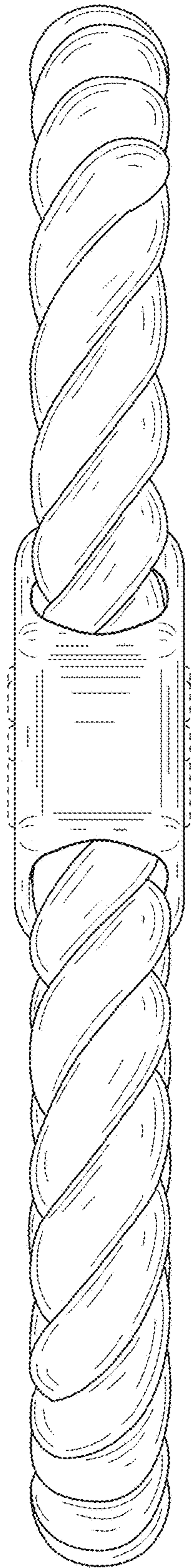


FIG. 4




FIG. 5




FIG. 6




FIG. 7