



US00D848053S

(12) **United States Design Patent** (10) **Patent No.:** **US D848,053 S**  
**Chien** (45) **Date of Patent:** **\*\* May 7, 2019**

(54) **WORKLIGHT**  
(71) Applicant: **PT. HO WAH GENTING**, New Taipei (TW)  
(72) Inventor: **Chao Chuan Chien**, New Taipei (TW)  
(73) Assignee: **PT. HO WAH GENTING**, New Taipei (TW)

9,029,898 B2 5/2015 Pu et al.  
D734,522 S \* 7/2015 Coulbeaut ..... D26/63  
D773,088 S \* 11/2016 Hodgson ..... D26/61  
D773,092 S \* 11/2016 Koshiba ..... D26/63  
D812,805 S \* 3/2018 Bendtsen ..... D26/113  
D827,174 S \* 8/2018 Yu ..... D26/63  
D828,601 S \* 9/2018 Hu ..... D26/63  
2012/0113676 A1 5/2012 Van Dijk et al.

(Continued)

(\*\*) Term: **15 Years**  
(21) Appl. No.: **29/666,179**  
(22) Filed: **Oct. 10, 2018**

FOREIGN PATENT DOCUMENTS

WO 2013107652 A1 7/2013  
WO 2014153578 A1 10/2014  
WO 2015103813 A1 7/2015

*Primary Examiner* — Brian N. Vinson  
(74) *Attorney, Agent, or Firm* — Patzik, Frank & Samotny Ltd.

**Related U.S. Application Data**

(62) Division of application No. 29/619,521, filed on Sep. 29, 2017, now Pat. No. Des. 834,740.  
(51) **LOC (11) Cl.** ..... **26-99**  
(52) **U.S. Cl.**  
USPC ..... **D26/113**  
(58) **Field of Classification Search**  
USPC .... D26/60–66, 72, 85, 87, 92, 86, 102, 113, D26/118, 124, 138, 145  
CPC ..... F21Y 2103/002; F21Y 2101/02; F21S 10/00; F21V 21/30; F21V 14/02; F21V 21/00  
See application file for complete search history.

(57) **CLAIM**

The ornamental design for a worklight, as shown and described.

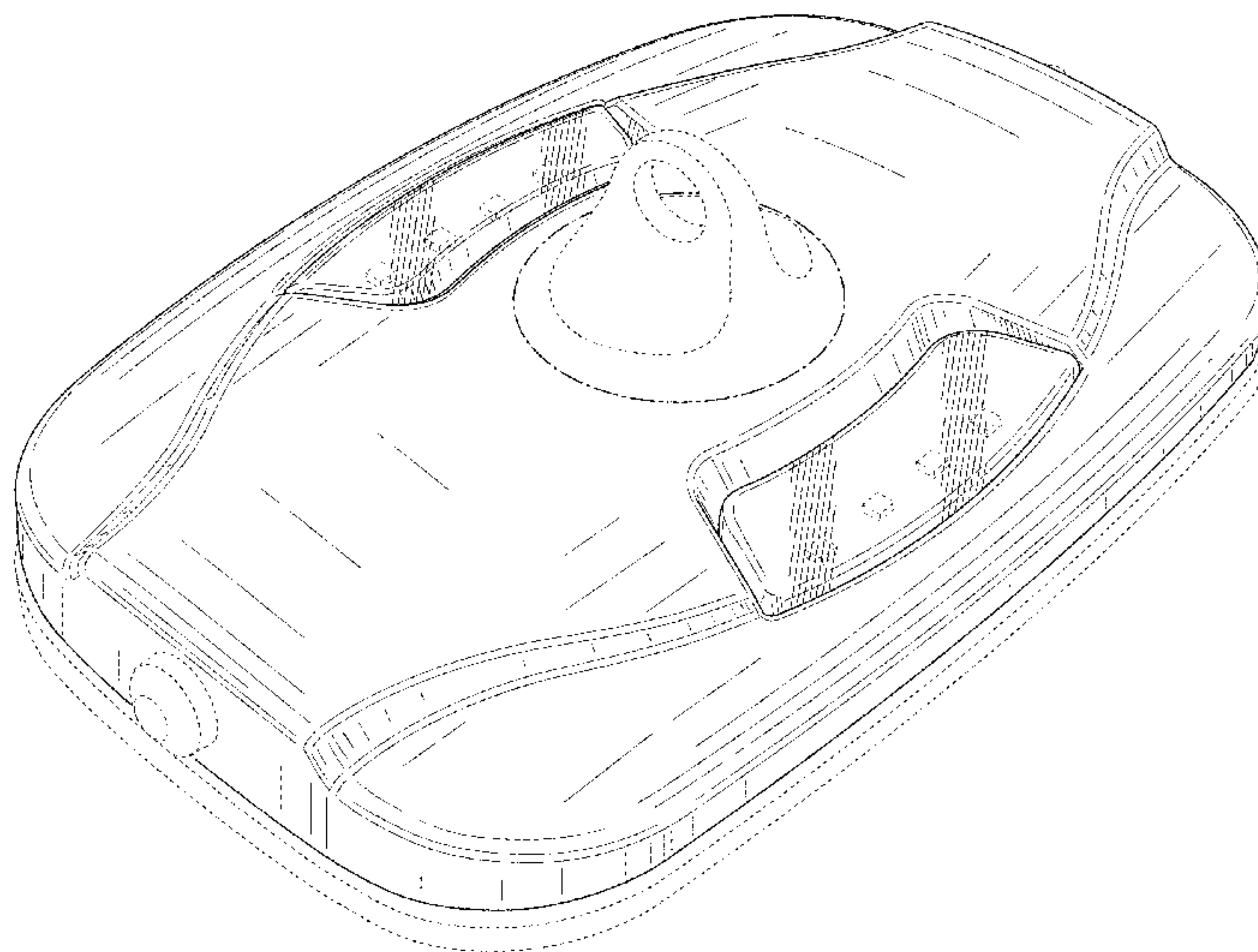
**DESCRIPTION**

FIG. 1 is a top perspective view of the worklight of the present invention;  
FIG. 2 is a top plan view of the worklight of the present invention;  
FIG. 3 is a bottom plan view of the worklight of the present invention;  
FIG. 4 is a front elevation view of the worklight of the present invention;  
FIG. 5 is a rear elevation view of the worklight of the present invention;  
FIG. 6 is a left side elevation view of the worklight of the present invention; and,  
FIG. 7 is a right side elevation view of the worklight of the present invention.  
The portions shown in broken lines form no part of the claimed design.

(56) **References Cited**  
U.S. PATENT DOCUMENTS

D268,529 S \* 4/1983 Lebowitz ..... D26/65  
D300,864 S \* 4/1989 Titmarsh ..... D26/63  
5,788,363 A \* 8/1998 Kamaya ..... F21V 21/02  
362/285  
6,483,439 B1 11/2002 Vukosic  
8,534,896 B2 9/2013 Boonekamp  
8,591,062 B2 11/2013 Hussell et al.  
8,702,265 B2 4/2014 May  
8,987,017 B2 3/2015 Hsu

**1 Claim, 5 Drawing Sheets**



(56)

**References Cited**

U.S. PATENT DOCUMENTS

2013/0057146 A1 3/2013 Chao  
2014/0232292 A1 8/2014 Adler et al.

\* cited by examiner

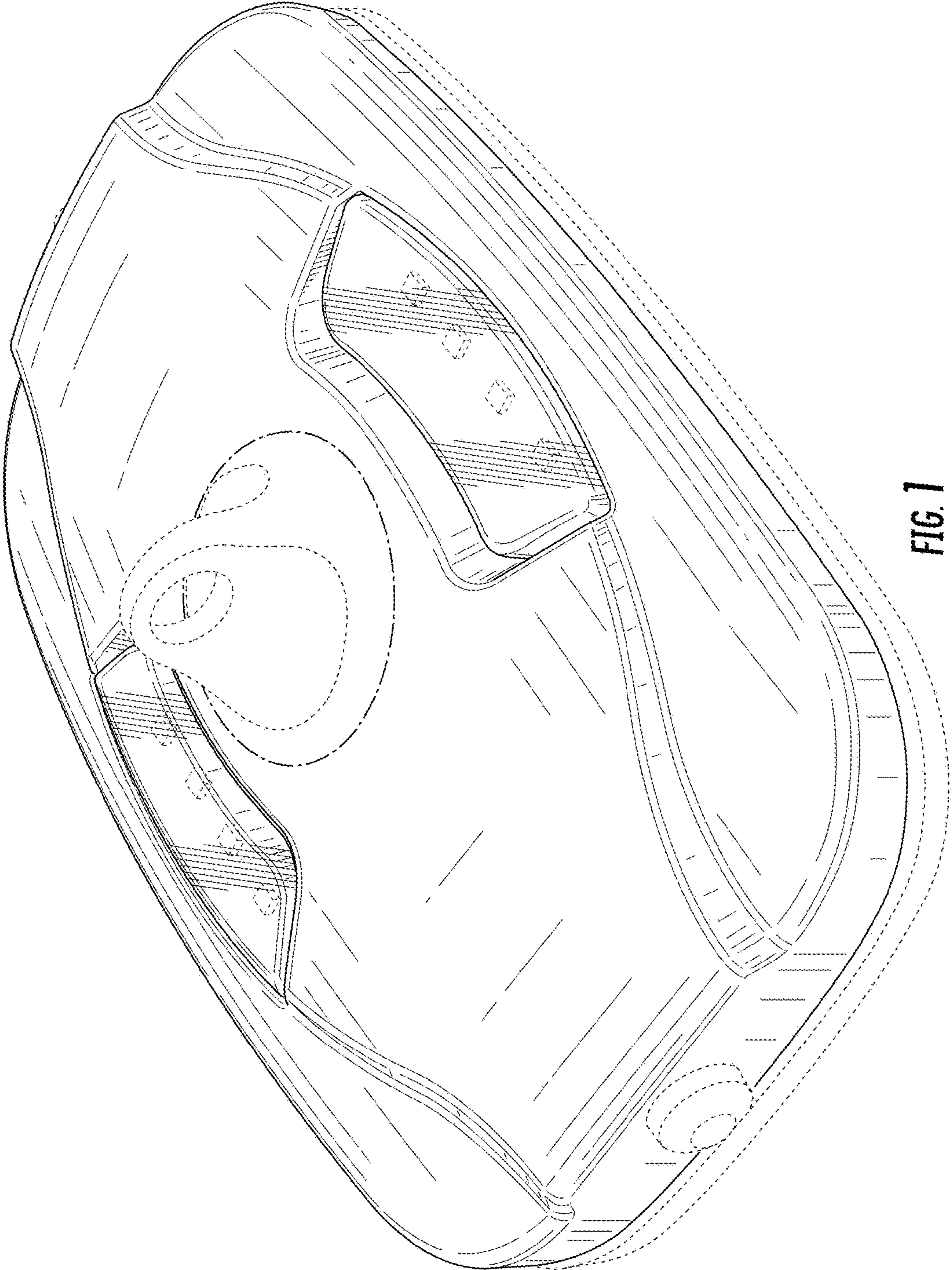


FIG. 1



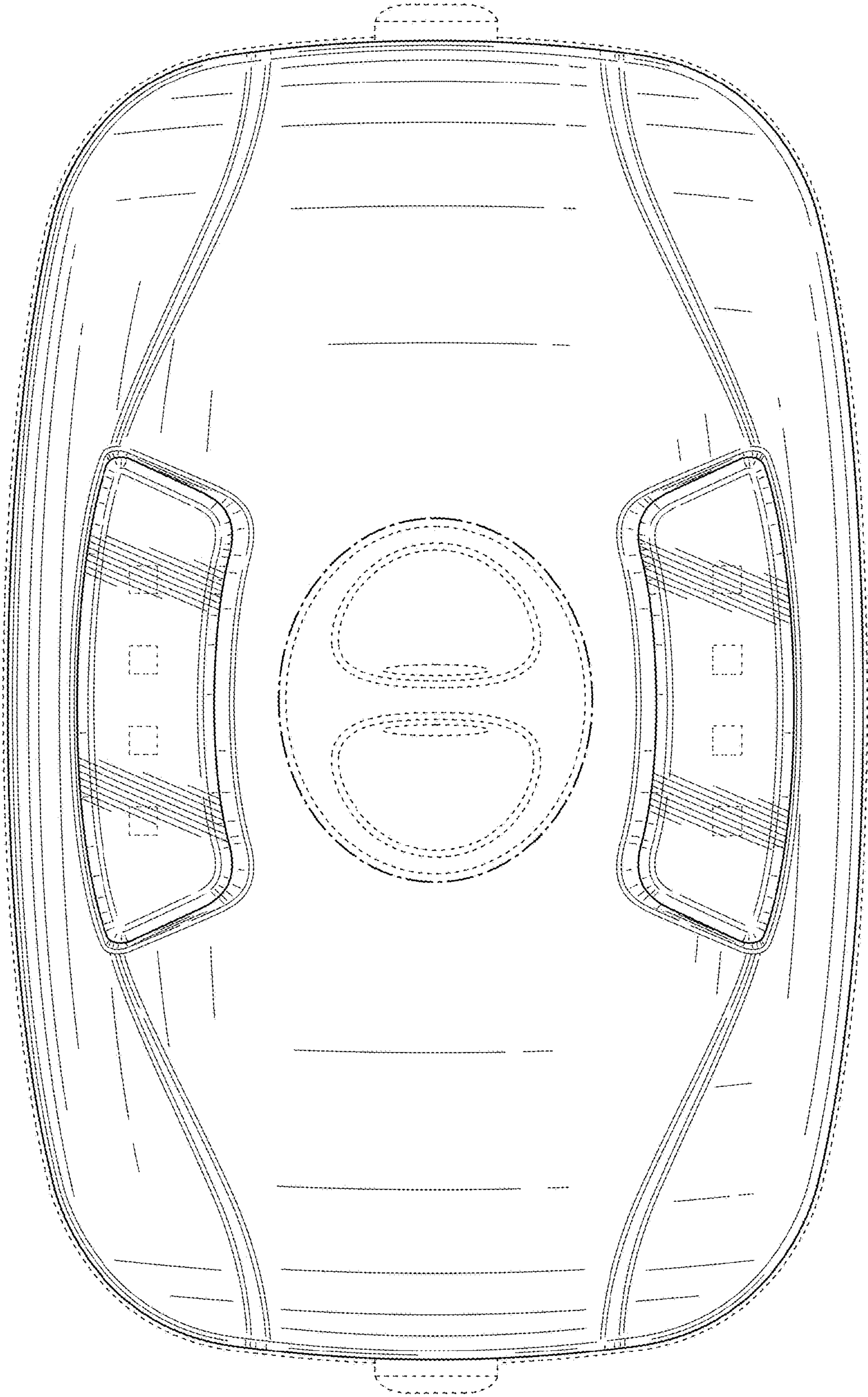


FIG. 2




FIG. 3

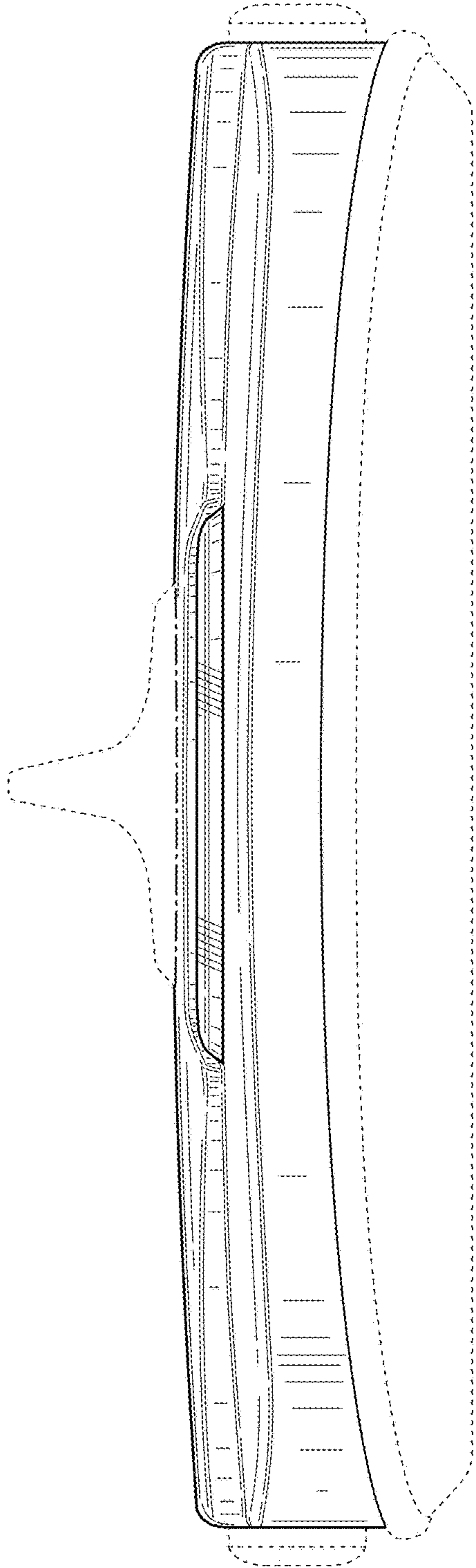


FIG. 4

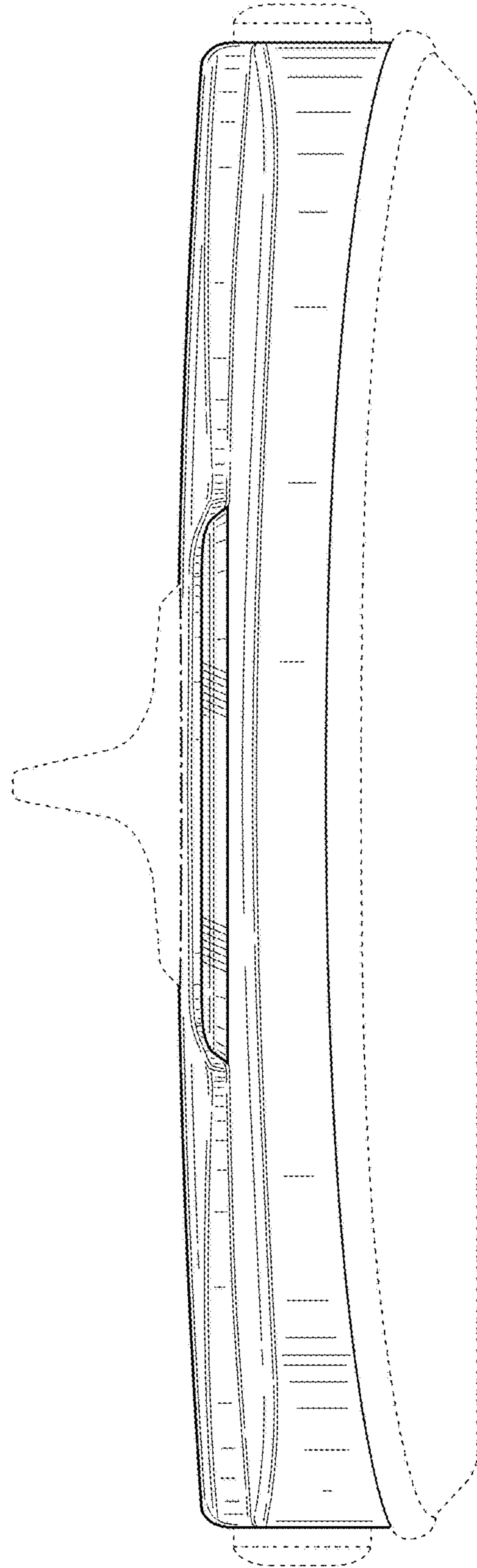


FIG. 5

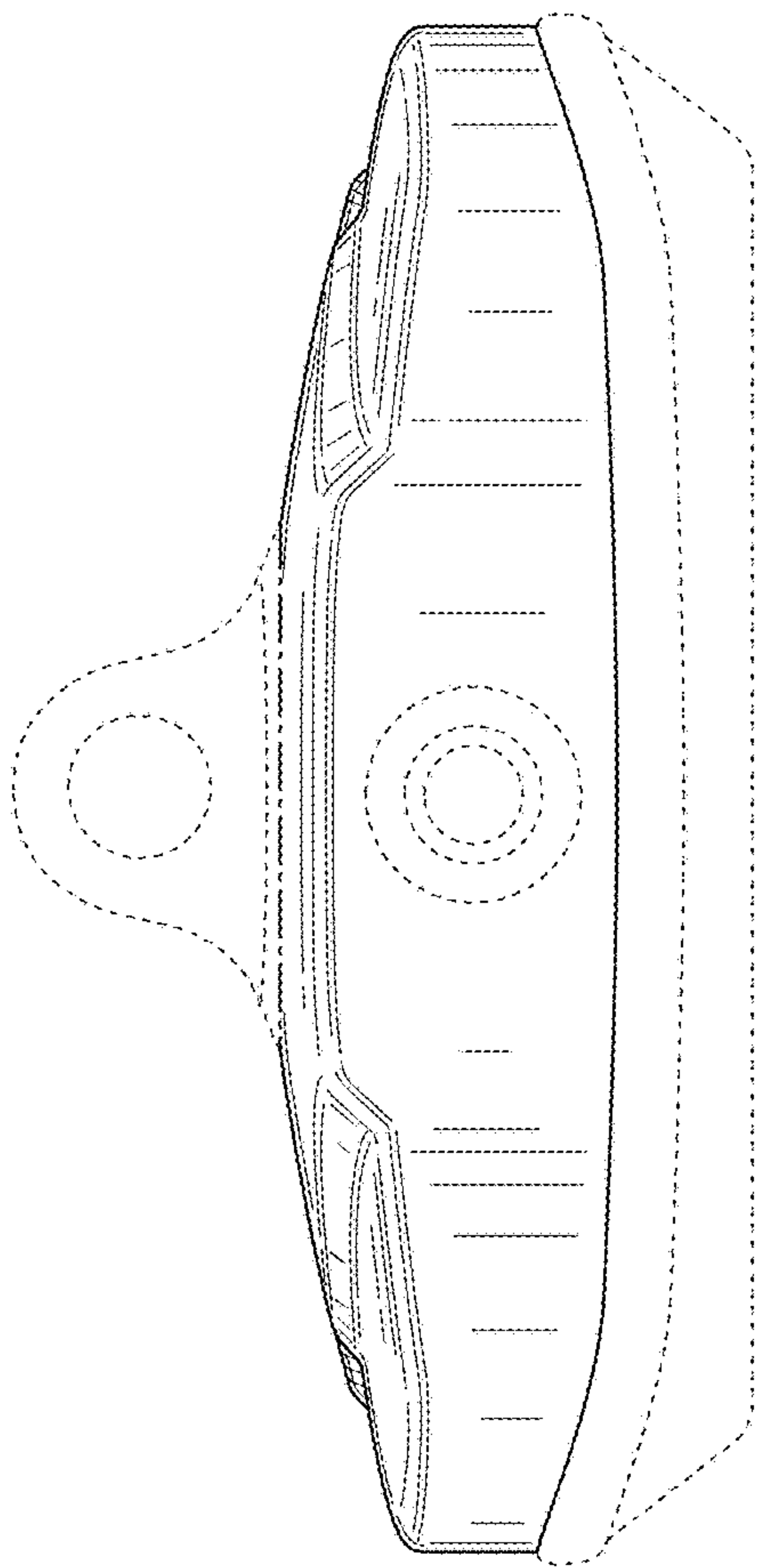


FIG. 6

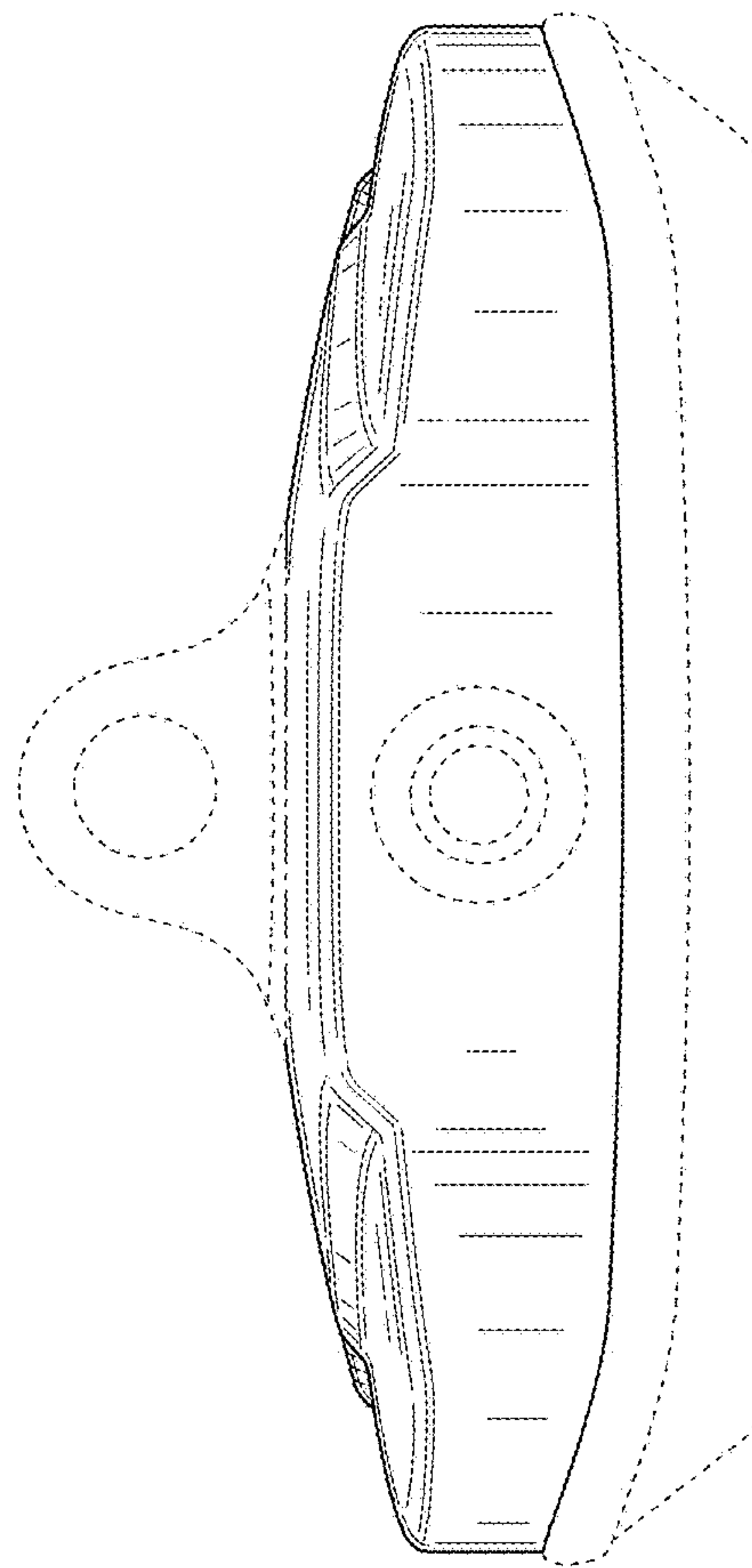


FIG. 7