



US00D848027S

(12) **United States Design Patent**
Lawson

(10) **Patent No.:** **US D848,027 S**

(45) **Date of Patent:** **** May 7, 2019**

(54) **FENCE**
(71) Applicant: **Peak Innovations Inc.**, Richmond (CA)
(72) Inventor: **Craig Lawson**, Burnaby (CA)
(73) Assignee: **Peak Innovations Inc.**, Richmond (CA)
(**) Term: **15 Years**

2,373,931 A * 4/1945 Upham B03B 5/06
209/458
3,131,789 A * 5/1964 Watter E04C 2/34
165/148
D224,212 S * 7/1972 Larson D25/132
D237,538 S * 11/1975 Larson D25/132
D360,531 S * 7/1995 Griffith D5/1
D464,740 S * 10/2002 Griffith D25/100
D535,405 S * 1/2007 Stein D25/38.1

(21) Appl. No.: **29/635,642**
(22) Filed: **Feb. 1, 2018**
(51) **LOC (11) Cl.** **25-02**
(52) **U.S. Cl.**
USPC **D25/38.1**
(58) **Field of Classification Search**
USPC D6/332, 405; D11/143, 144, 149, 151,
D11/164; D25/38.1, 40, 42-45, 100, 101,
D25/138, 149, 152, 153, 157-162
CPC E04H 17/1421; E04H 17/1439; E04H
17/1443; E04H 2017/1478; E04H
2017/1491; A01G 9/12; A01G 17/06
See application file for complete search history.

FOREIGN PATENT DOCUMENTS

CA 173576 * 8/2018
KR 300452085.0000 * 6/2007

* cited by examiner

Primary Examiner — Leanne Was-Englehart
(74) *Attorney, Agent, or Firm* — Smiths IP; Lawrence Chan

(57) **CLAIM**

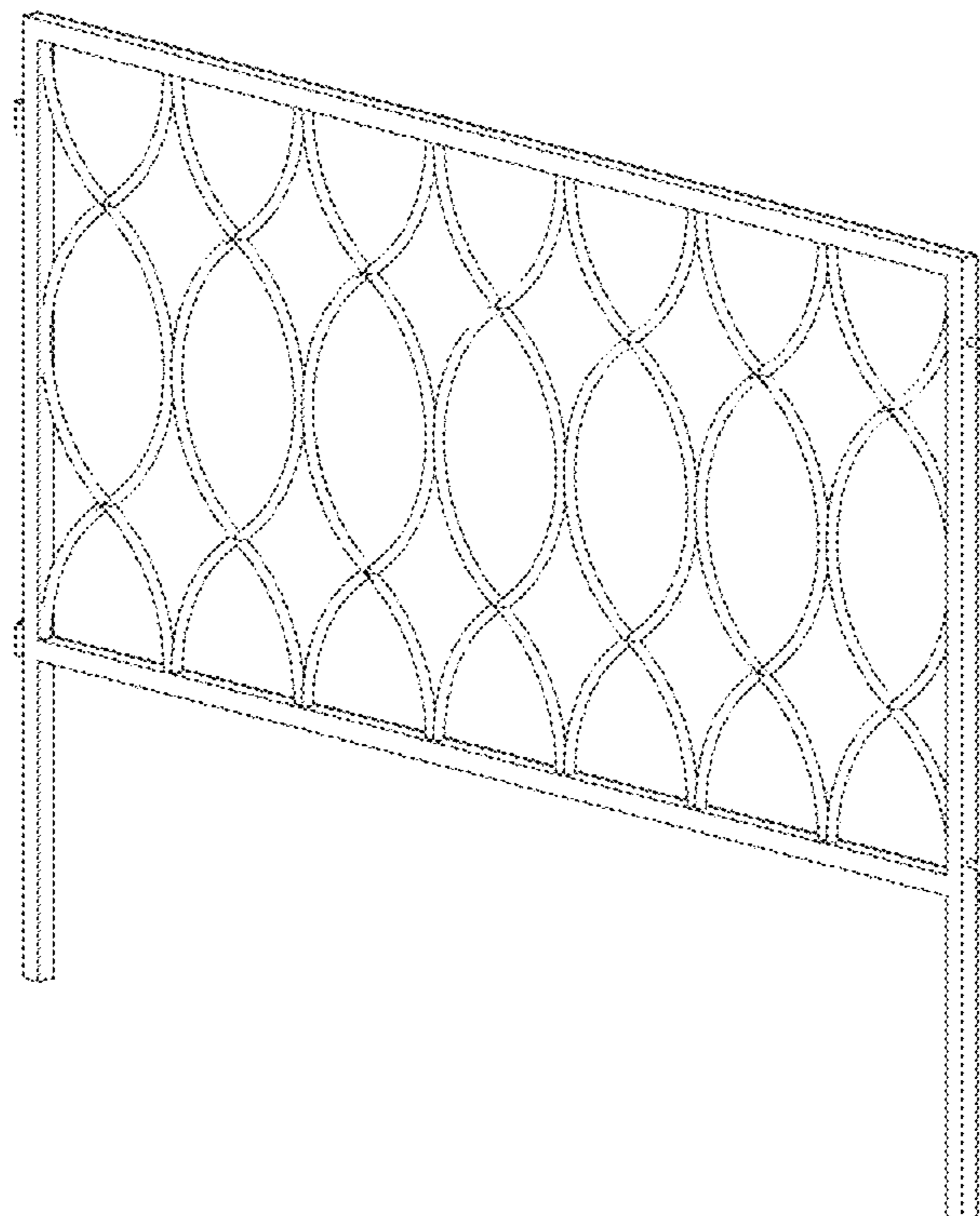
The ornamental design for a fence, as shown and described.

DESCRIPTION

FIG. 1 is a front perspective view thereof;
FIG. 2 is a front view thereof, the rear view being a mirror image;
FIG. 3 is a top view thereof;
FIG. 4 is a bottom view thereof;
FIG. 5 is a left side view thereof; and,
FIG. 6 is a right side view thereof.

1 Claim, 4 Drawing Sheets

(56) **References Cited**
U.S. PATENT DOCUMENTS
D26,235 S * 11/1896 Martin D5/54
2,324,229 A * 7/1943 Neale B64C 1/12
52/245



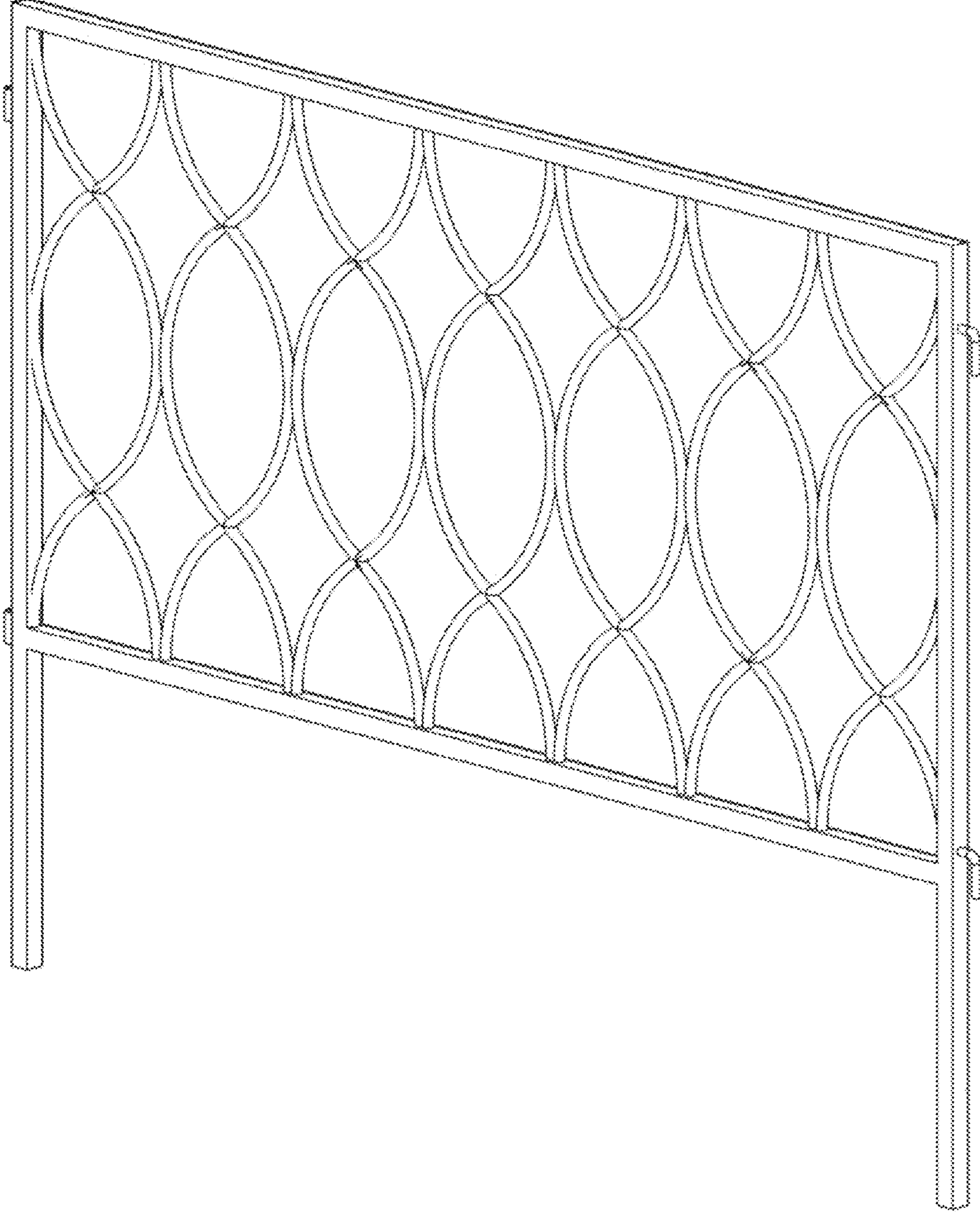


FIG. 1




FIG. 2




FIG. 3




FIG. 4




FIG. 5




FIG. 6