



US00D848021S

(12) **United States Design Patent** (10) **Patent No.:** **US D848,021 S**  
**Edwards et al.** (45) **Date of Patent:** **\*\* May 7, 2019**

(54) **TEST KIT**  
(71) Applicant: **LIA DIAGNOSTICS, INC.**,  
Philadelphia, PA (US)  
(72) Inventors: **Bethany Edwards**, Harveys Lake, PA  
(US); **Anna Couturier**, Philadelphia,  
PA (US); **Jino Lee**, Philadelphia, PA  
(US)  
(73) Assignee: **LIA DIAGNOSTICS, INC.**,  
Philadelphia, PA (US)  
(\*\*) Term: **15 Years**  
(21) Appl. No.: **29/628,346**  
(22) Filed: **Dec. 4, 2017**  
(51) **LOC (11) Cl.** ..... **24-01**  
(52) **U.S. Cl.**  
USPC ..... **D24/223**  
(58) **Field of Classification Search**  
USPC ..... D24/216, 223-233, 186, 107; D10/81  
CPC .... B01L 3/5027; B01L 3/502707; B01L 9/52;  
B01L 9/523; B01L 9/527; B01L  
2300/0609; B01L 2300/0809; B01L  
2300/0877; B01L 2200/027  
See application file for complete search history.

(56) **References Cited**

**U.S. PATENT DOCUMENTS**

D383,668 S \* 9/1997 Siegel ..... D24/229  
D427,320 S \* 6/2000 Clawson ..... D24/216  
D445,906 S \* 7/2001 Clawson ..... D24/216

D445,909 S \* 7/2001 Pogorzelski ..... D24/216  
D540,953 S \* 4/2007 Ramel ..... D24/224  
D571,928 S \* 6/2008 Rannikko ..... D24/225  
D606,664 S \* 12/2009 Jacono ..... D24/225  
D640,389 S \* 6/2011 Francis ..... D24/225  
D734,482 S \* 7/2015 Peterman ..... D24/216  
D824,532 S \* 7/2018 Novak ..... D24/216  
D830,572 S \* 10/2018 Edwards ..... D24/223  
D831,845 S \* 10/2018 Sugie ..... D24/225  
2009/0117660 A1 \* 5/2009 Dai ..... B01L 3/5023  
436/66

\* cited by examiner

*Primary Examiner* — Anhdao Doan

(74) *Attorney, Agent, or Firm* — Rimôn, P.C.

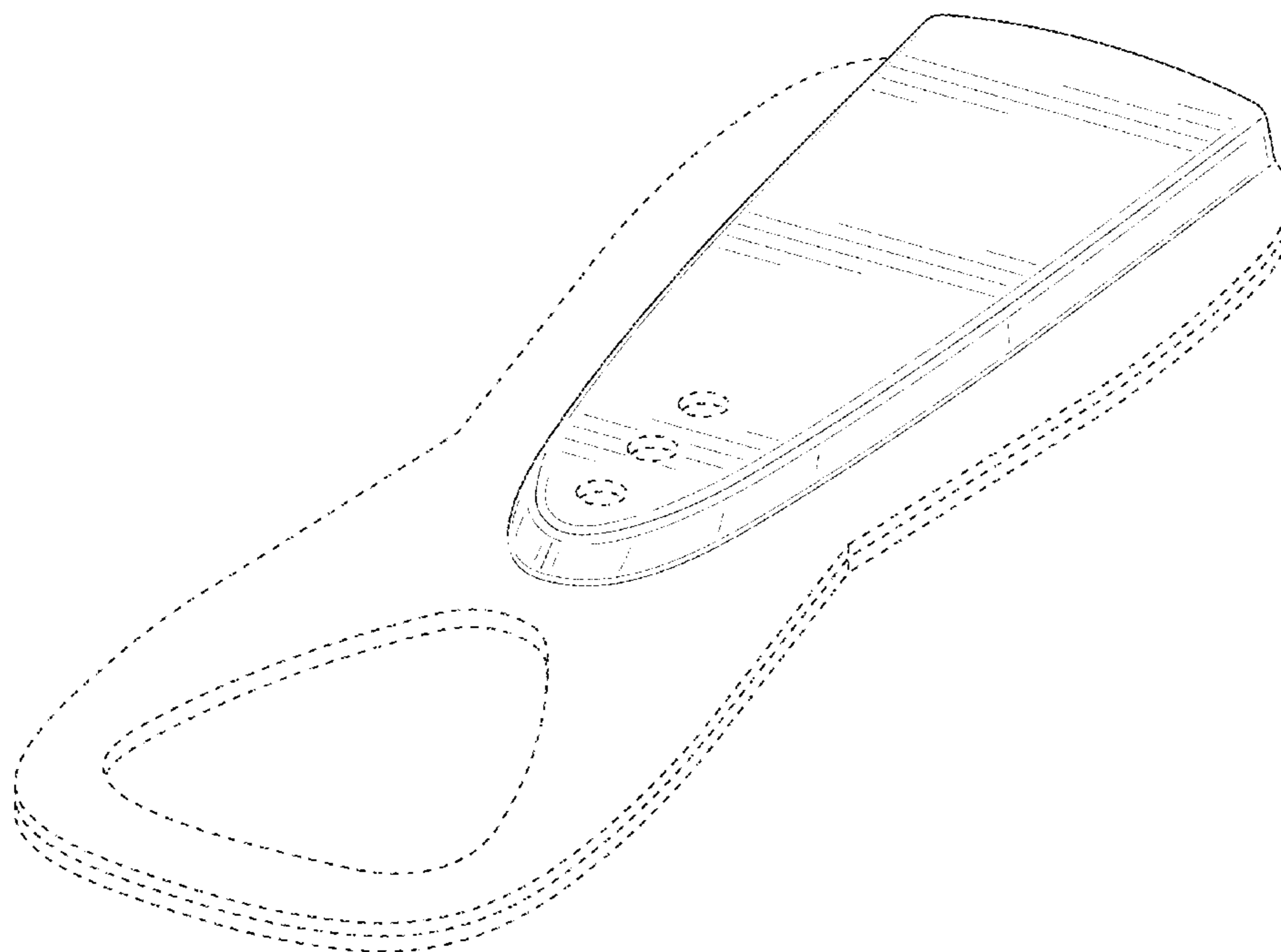
(57) **CLAIM**

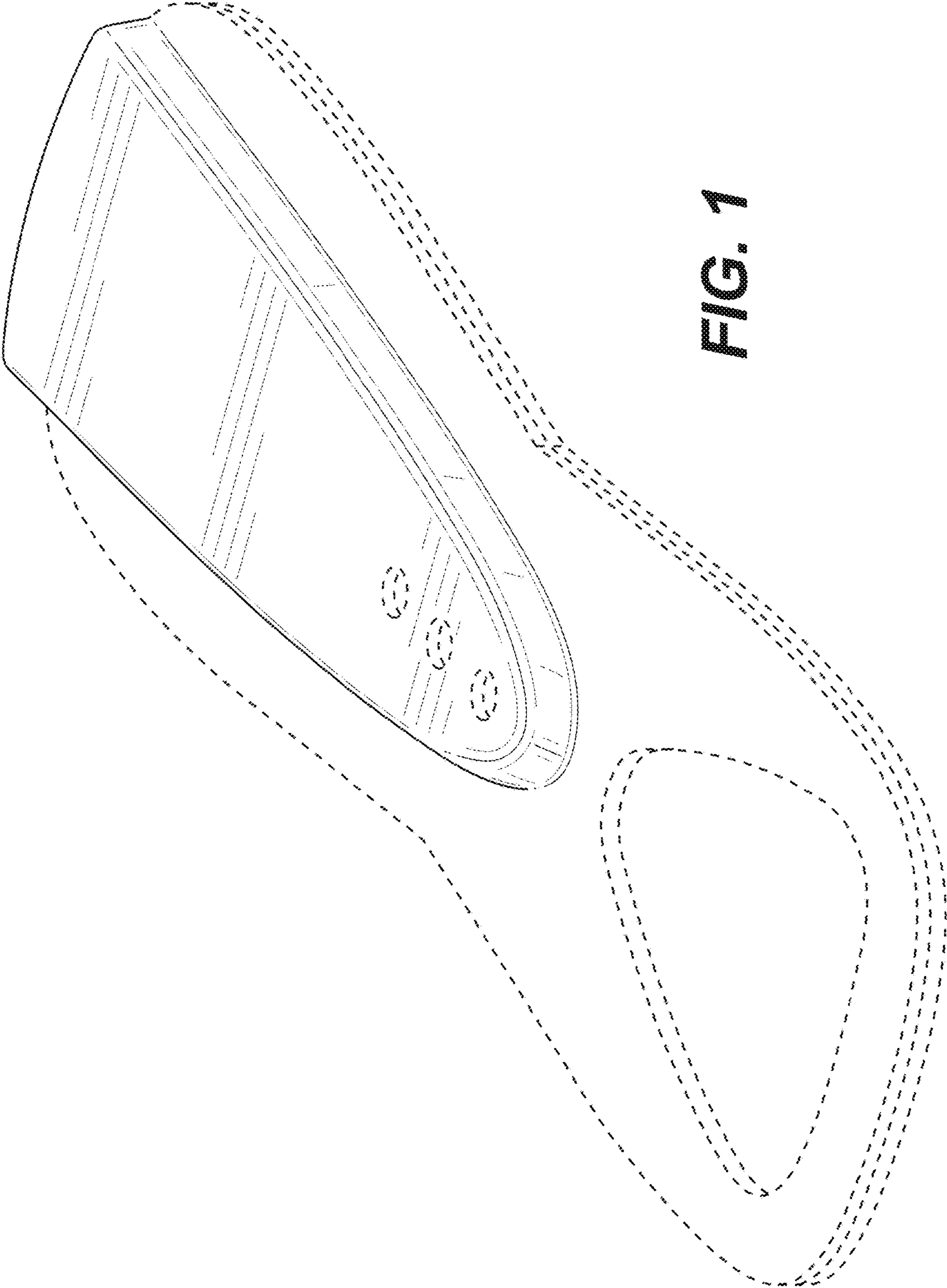
We claim the ornamental design for a test kit, as shown and described.

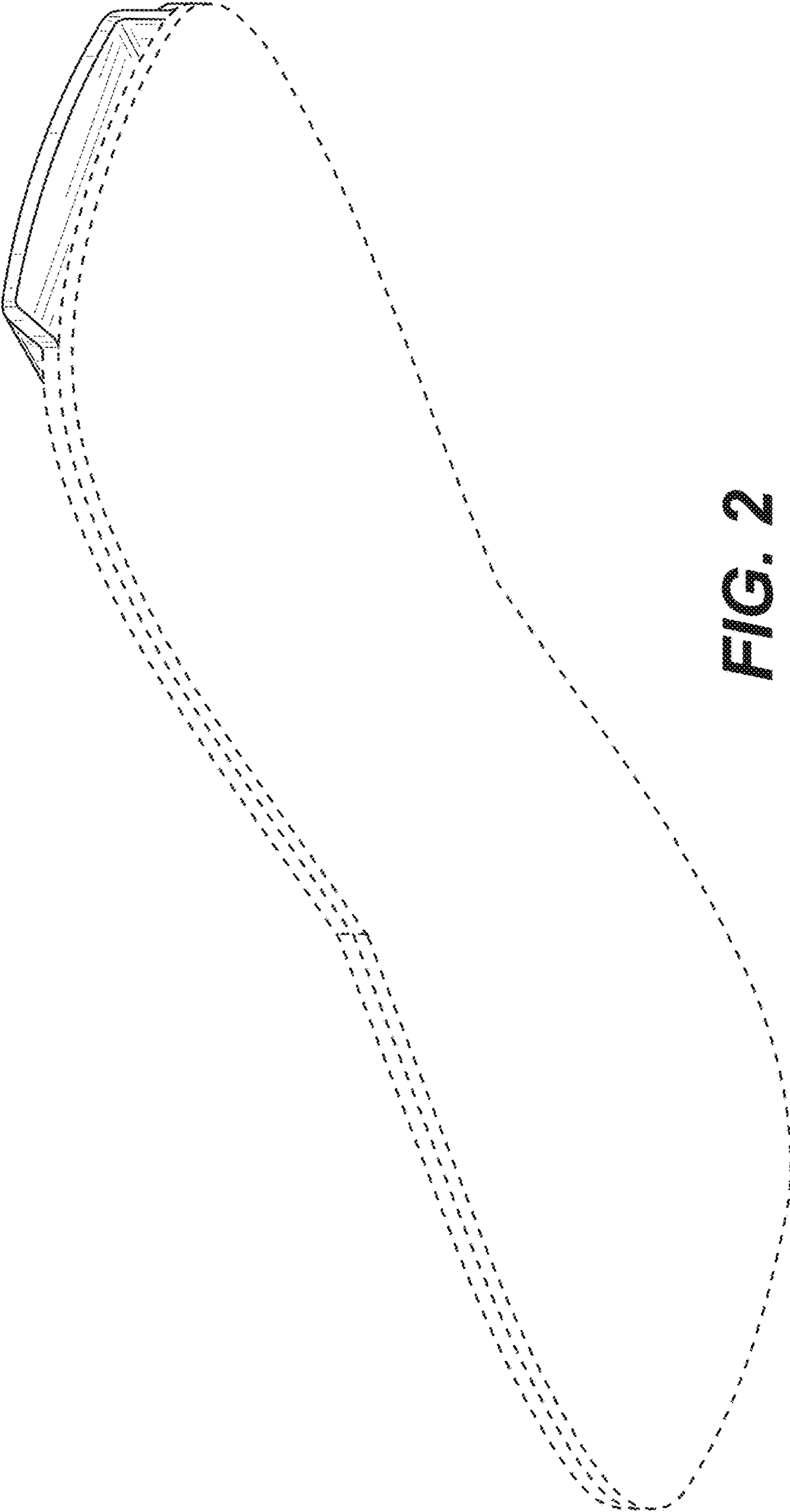
**DESCRIPTION**

FIG. 1 is an upper perspective view of a first embodiment of the test kit;  
FIG. 2 is a lower perspective view of the test kit in FIG. 1;  
FIG. 3 is a top plan view of the test kit shown in FIG. 1;  
FIG. 4 is a bottom plan view of the test kit shown in FIG. 1;  
FIG. 5 is a right side view of the test kit shown in FIG. 1;  
FIG. 6 is a left side view of the test kit shown in FIG. 1;  
FIG. 7 is a forward plan view of the test kit shown in FIG. 1; and,  
FIG. 8 is a rear plan view of the test kit shown in FIG. 1.  
The broken lines in the drawings illustrate portions of the test kit that form no part of the claimed design.

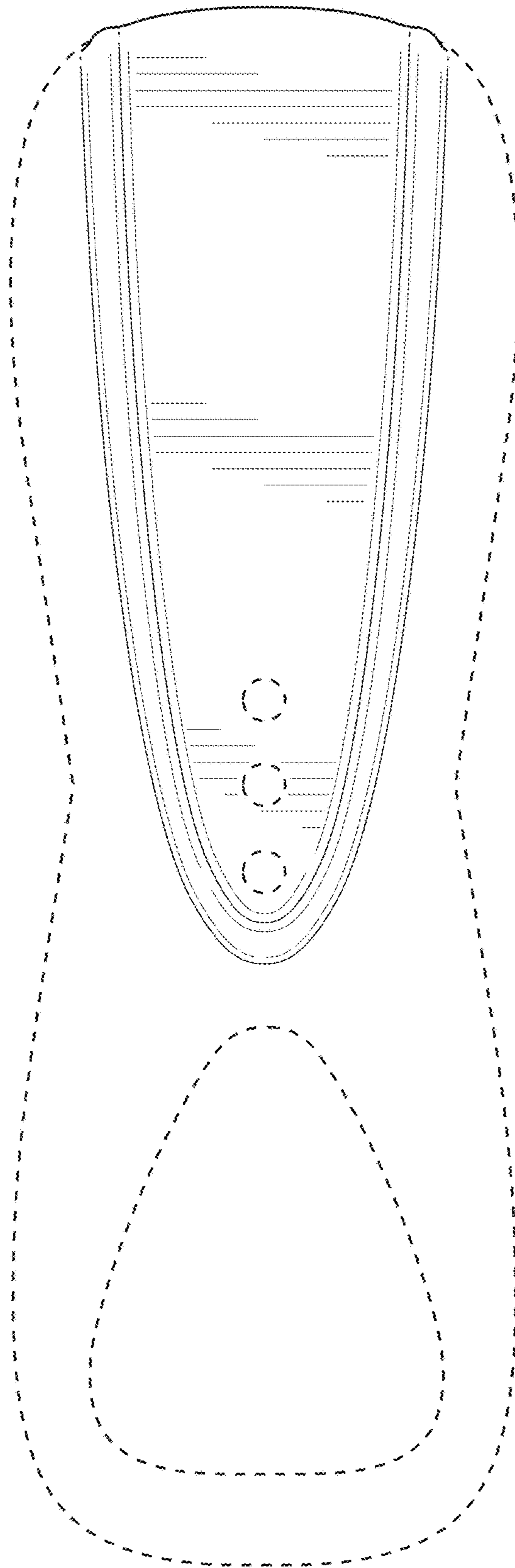
**1 Claim, 8 Drawing Sheets**



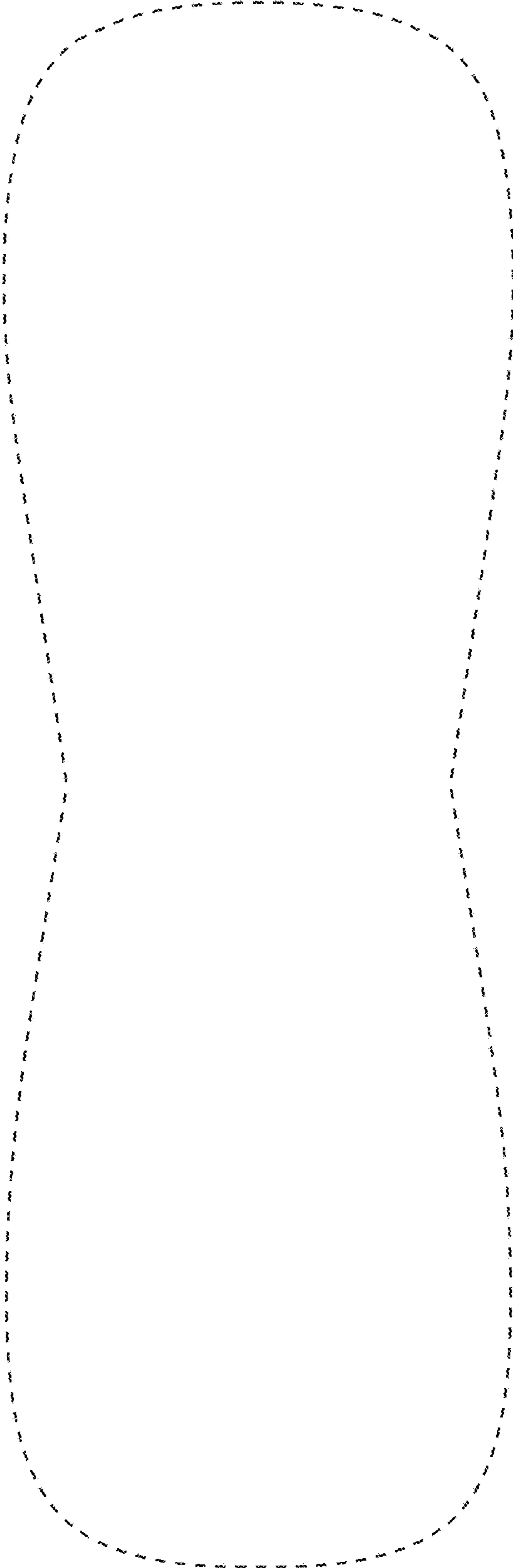




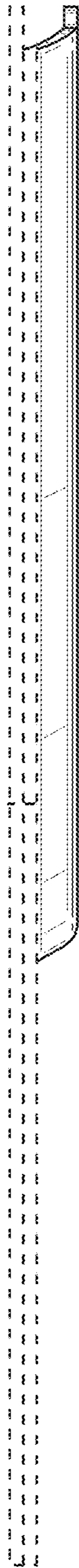
**FIG. 2**




**FIG. 3**



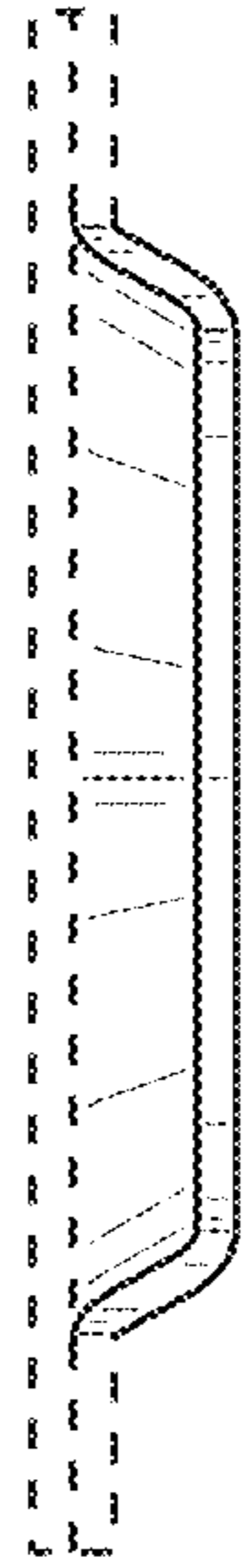
**FIG. 4**



**FIG. 5**



**FIG. 6**



**FIG. 7**





**FIG. 8**