



US00D848013S

(12) **United States Design Patent** (10) **Patent No.:** **US D848,013 S**  
**Fuhner et al.** (45) **Date of Patent:** **\*\* May 7, 2019**

(54) **ADULT TOY**  
(71) Applicant: **EIS GmbH**, Bielefeld (DE)  
(72) Inventors: **Lisa Fuhner**, Hamburg (DE); **Paul Fally**, Hamburg (DE); **Johanna Konigsberger**, Hamburg (DE); **Won-Gyung Lee**, Hamburg (DE)  
(73) Assignee: **EIS GmbH**, Bielefeld (DE)  
(\*\*) Term: **15 Years**  
(21) Appl. No.: **29/666,623**  
(22) Filed: **Oct. 15, 2018**

D688,381 S 8/2013 Marshall  
D693,932 S 11/2013 Nichols  
D693,933 S 11/2013 Tai  
D700,347 S 2/2014 Sedic  
D732,683 S 6/2015 Zhang  
D742,535 S 11/2015 Wu  
9,474,681 B2 10/2016 Sedic  
D794,784 S \* 8/2017 Bradley ..... D24/133  
D795,423 S \* 8/2017 Chen ..... D24/133  
D795,445 S 8/2017 Marshall  
9,950,147 B2 \* 4/2018 Mehta ..... A61M 35/003  
D819,221 S \* 5/2018 Lei ..... D24/200  
D822,843 S \* 7/2018 Lenke ..... D24/215  
D825,073 S \* 8/2018 Lenke ..... D24/215  
D835,796 S \* 12/2018 Sedic ..... D24/215  
2014/0221737 A1 \* 8/2014 Liu ..... A61H 19/44  
600/38

(Continued)

**Related U.S. Application Data**

(62) Division of application No. 35/502,428, filed on Jan. 26, 2017 (U.S. filing date under 35 U.S.C. 384), and having an international filing date of Oct. 10, 2016, now Pat. No. Des. 836,792.  
(51) **LOC (11) Cl.** ..... **28-03**  
(52) **U.S. Cl.**  
USPC ..... **D24/215**  
(58) **Field of Classification Search**  
USPC ..... D24/214, 215, 133; D28/9  
CPC ..... A61H 19/30; A61H 19/44; A61M 35/003  
See application file for complete search history.

**FOREIGN PATENT DOCUMENTS**

EM 002760181-0003 \* 8/2015  
EM 003351543-0002 \* 8/2016

(Continued)

*Primary Examiner* — George D. Kirschbaum

(74) *Attorney, Agent, or Firm* — Hollingsworth Davis, LLC

(57) **CLAIM**

We claim the ornamental design for adult toy, as shown and described.


**DESCRIPTION**

FIG. 1 is a front perspective view;  
FIG. 2 is a front elevation view;  
FIG. 3 is a rear elevation view;  
FIG. 4 is a left side view;  
FIG. 5 is a top elevation view;  
FIG. 6 is a bottom elevation view; and,  
FIG. 7 is a rear perspective view showing our new design.

**1 Claim, 7 Drawing Sheets**

(56) **References Cited**  
U.S. PATENT DOCUMENTS

D425,241 S 5/2000 Nishizawa et al.  
D568,473 S 5/2008 Ashiwa et al.  
D589,650 S \* 3/2009 Adriaenssen ..... D24/133  
D609,817 S \* 2/2010 Piller ..... D24/215  
D649,657 S \* 11/2011 Petersen ..... D24/215  
D666,303 S \* 8/2012 Ding ..... D24/215  
D677,394 S 3/2013 Grust et al.



(56)

**References Cited**

U.S. PATENT DOCUMENTS

2016/0213557 A1\* 7/2016 Lenke ..... A61H 19/30

FOREIGN PATENT DOCUMENTS

EM	003462936-0001	* 11/2016
EM	004005510-0002	* 5/2017
EM	004494060-0004	* 11/2017
EM	004716678-0001	* 2/2018
EM	004716678-0002	* 2/2018
EM	004716678-0003	* 2/2018
EM	004716678-0004	* 2/2018
EM	004716678-0005	* 2/2018
EM	004716678-0006	* 2/2018
EM	D102470-001	* 8/2018
EM	D102470-003	* 8/2018
EM	D102470-004	* 8/2018
EM	005816147-0001	* 11/2018
EM	005816147-0002	* 11/2018
EM	005816147-0003	* 11/2018

\* cited by examiner



FIG. 1




FIG. 2




FIG. 3

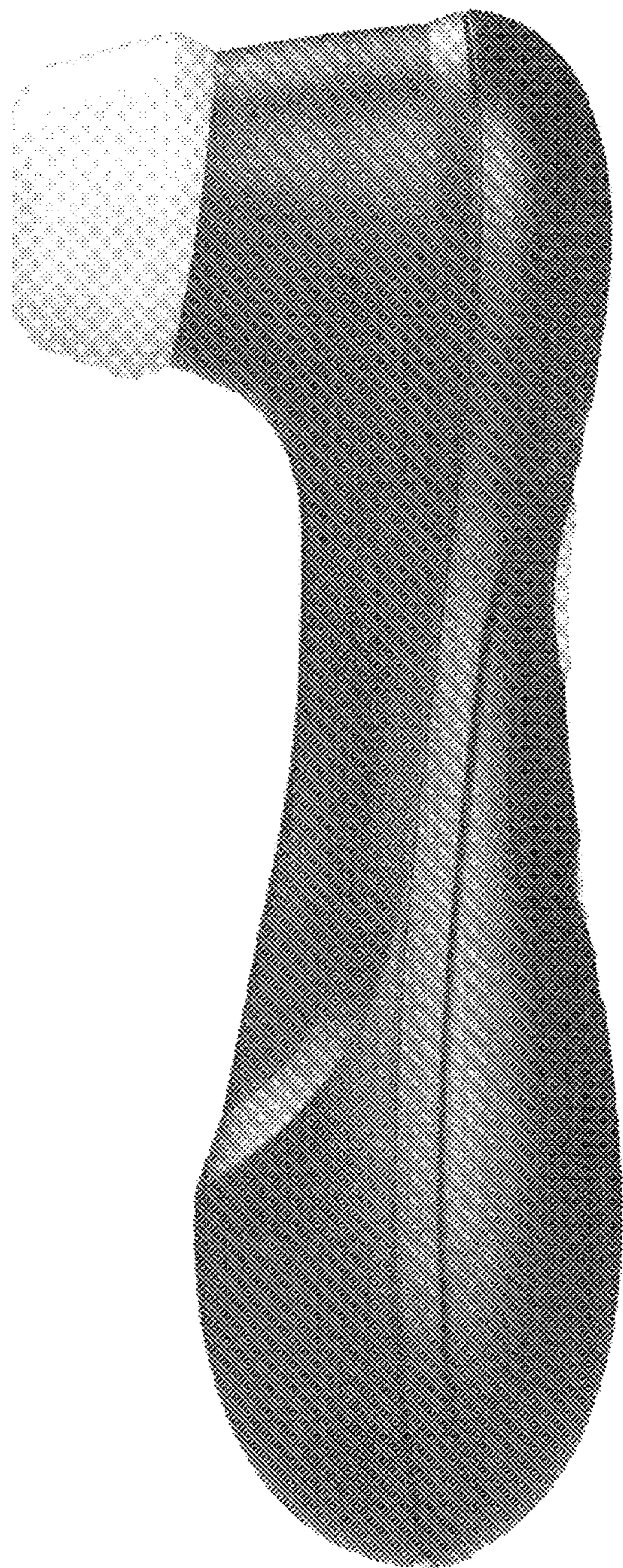


FIG. 4



FIG. 5

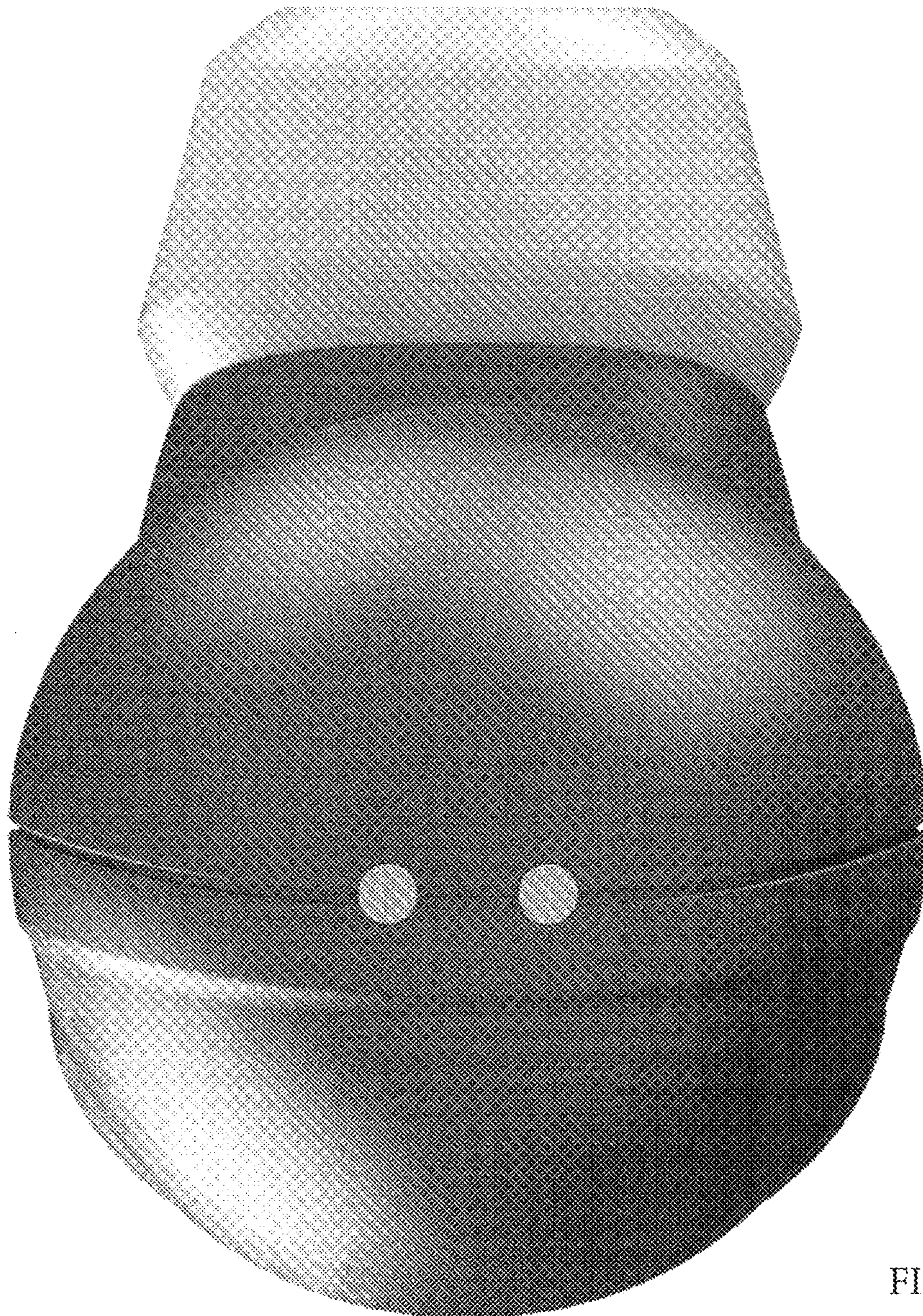


FIG. 6





FIG. 7