



US00D848011S

(12) **United States Design Patent** (10) **Patent No.:** **US D848,011 S**
Champeval (45) **Date of Patent:** **** May 7, 2019**

(54) **MESSAGE DEVICE**
(71) Applicant: **COSMOGEN SAS**, Paris (FR)
(72) Inventor: **Alexandre Champeval**, Paris (FR)
(73) Assignee: **COSMOGEN SAS**, Paris (FR)
(**) Term: **15 Years**
(21) Appl. No.: **29/643,008**
(22) Filed: **Apr. 3, 2018**
(30) **Foreign Application Priority Data**
Oct. 3, 2017 (EM) 004383230-0002
(51) **LOC (11) Cl.** **28-03**
(52) **U.S. Cl.**
USPC **D24/215**
(58) **Field of Classification Search**
USPC 601/15, 18, 19, 46, 47, 48, 52, 99, 112,
601/113, 118, 135, 137, DIG. 12,
601/DIG. 14, DIG. 15, DIG. 16, DIG. 17;
D24/133, 200, 211, 212, 213, 214, 215;
600/38, 39, 40, 41; D30/160; D4/100,
D4/102, 130
CPC A61H 2201/0153; A61H 7/007; A61H
2201/0157; A61H 39/04
See application file for complete search history.

D341,426 S * 11/1993 Hubbard D24/211
D360,695 S * 7/1995 Wollman D24/211
D403,430 S * 12/1998 Chien D24/211
D430,936 S * 9/2000 Noble D24/211
D438,975 S * 3/2001 Chen D24/211
D495,803 S * 9/2004 Gough D24/200
D499,186 S * 11/2004 Chien D24/211
D499,810 S * 12/2004 Chien D24/211
D508,132 S * 8/2005 Huang D24/200
D510,440 S * 10/2005 Huang D24/200
D514,328 S * 2/2006 Huang D24/211
D523,962 S * 6/2006 Huang D24/214
D542,418 S * 5/2007 Chen D24/211
D639,430 S * 6/2011 Yoo D24/146
D694,421 S * 11/2013 Anderson D24/215
D712,058 S * 8/2014 Huang D24/215
D724,752 S * 3/2015 Huang D24/215
D825,771 S * 8/2018 Park D24/215

(56) **References Cited**
U.S. PATENT DOCUMENTS
D42,435 S * 4/1912 Erskine 601/137
D245,856 S * 9/1977 Grube D23/223
D260,928 S * 9/1981 Gueret D24/211
D273,708 S * 5/1984 Haug D23/214
D280,664 S * 9/1985 Ishida D24/211


OTHER PUBLICATIONS
Cosmogen, "Body Scrub", Oct. 15, 2018. <https://www.cosmogen.fr/body-fit.html>. Shown on p. 1. (Year: 2018).*

* cited by examiner
Primary Examiner — Cynthia Ramirez
Assistant Examiner — Michael A Maharajh
(74) *Attorney, Agent, or Firm* — Burriss Law, PLLC

(57) **CLAIM**
The ornamental design for a massage device, as shown and described.

DESCRIPTION
FIG. 1 is a perspective view of the massage device;
FIG. 2 is a side view thereof;
FIG. 3 is a top view thereof; and,
FIG. 4 is a bottom view thereof.

1 Claim, 4 Drawing Sheets






FIG. 1




FIG. 2




FIG. 3




FIG. 4