



US00D847976S

(12) **United States Design Patent** (10) **Patent No.:** **US D847,976 S**
Protasiewicz et al. (45) **Date of Patent:** **** *May 7, 2019**

(54) **INJECTION ASSIST DEVICE**
(71) Applicant: **West Pharmaceutical Services, Inc.**,
Exton, PA (US)
(72) Inventors: **Raymond Protasiewicz**, Whippany, NJ
(US); **Brian Costello**, Whitehouse
Station, NJ (US)
(73) Assignee: **West Pharmaceutical Services, Inc.**,
Exton, PA (US)
(*) Notice: This patent is subject to a terminal dis-
claimer.

9,008,764 B2 4/2015 Larsen
D752,763 S * 3/2016 Rondoni D24/186
D760,374 S * 6/2016 Nagar D24/108
9,373,269 B2 6/2016 Bergman et al.
D761,434 S * 7/2016 Nelson D24/186
9,443,445 B2 9/2016 Laurusonis et al.
9,457,153 B2 10/2016 Marano, Jr. et al.
9,460,638 B2 10/2016 Baker et al.
D776,874 S * 1/2017 Kling D24/133
9,668,682 B2 6/2017 Brister et al.
9,743,875 B2 8/2017 Maguire et al.
D801,538 S * 10/2017 Rondoni D24/186
D805,189 S * 12/2017 Costello D24/113
D806,235 S * 12/2017 Costello D24/113
(Continued)

(**) Term: **15 Years**
(21) Appl. No.: **29/624,999**
(22) Filed: **Nov. 6, 2017**
(51) **LOC (11) Cl.** **24-02**
(52) **U.S. Cl.**
USPC **D24/113**
(58) **Field of Classification Search**
USPC D24/112-114, 108, 133, 130, 127, 186;
606/181, 185; 604/264, 272, 187, 181,
604/184, 227
CPC A61M 5/427; A61M 5/178; A61M 3/00;
A61M 5/20; A61M 5/31; A61M 5/3146;
A61M 5/3129; A61M 5/3148; A61M
5/315
See application file for complete search history.

FOREIGN PATENT DOCUMENTS

WO 2016054634 A1 4/2016
Primary Examiner — David G Muller
(74) *Attorney, Agent, or Firm* — Panitch Schwarze
Belisario & Nadel LLP

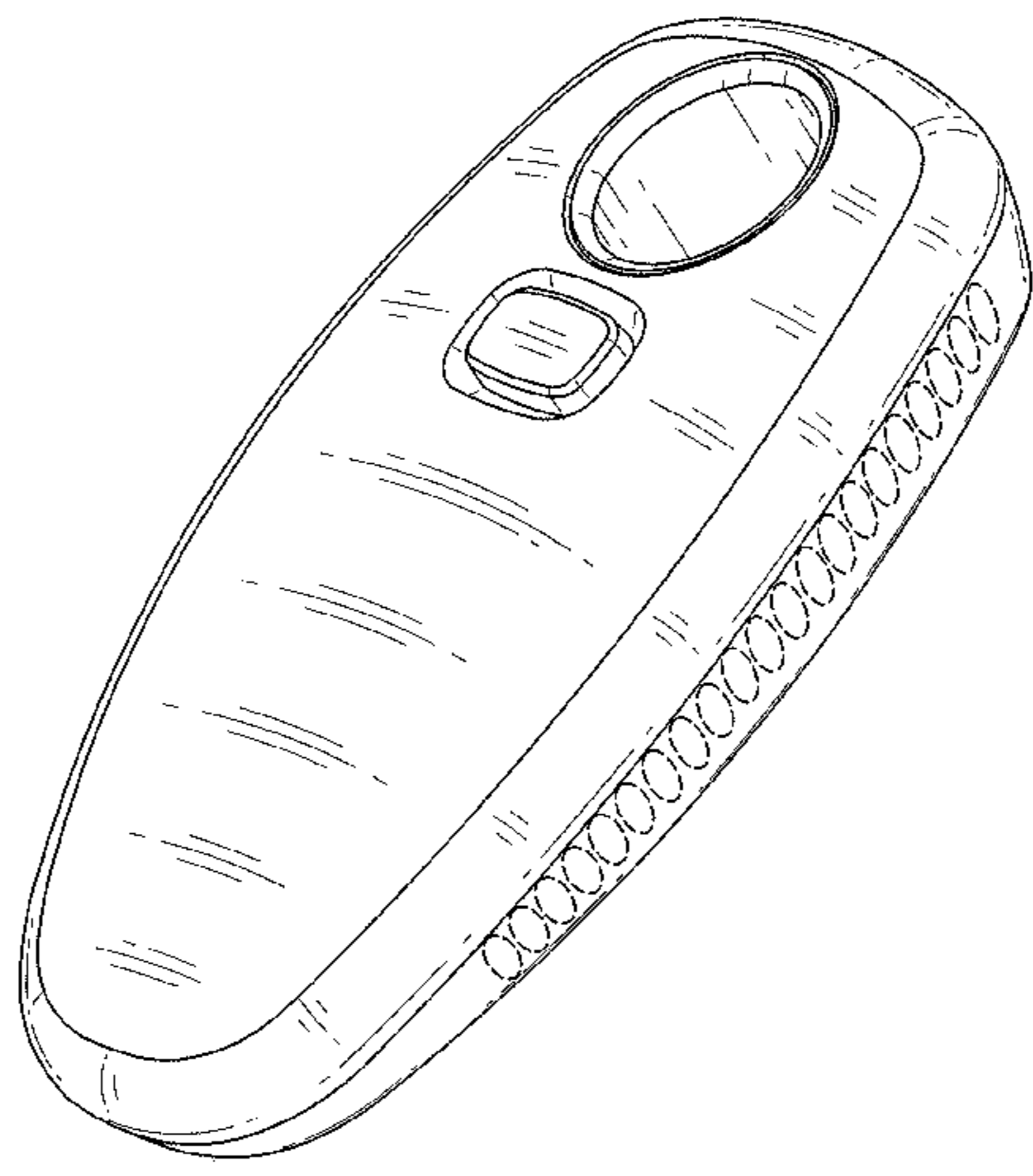
(57) **CLAIM**
The ornamental design for an injection assist device, as
shown and described.

DESCRIPTION

FIG. 1 is a front and top perspective view of an injection
assist device in accordance with our new design;
FIG. 2 is a top plan view thereof;
FIG. 3 is a right side elevational view thereof, a left side
elevational view being identical;
FIG. 4 is a front elevational view thereof; and,
FIG. 5 is rear elevational view thereof.
The bottom view of the injection assist device is not shown
in the drawings nor described in the specification and,
therefore, forms no part of the claimed design.
The broken line showing of parts of the drawings is included
for the purpose of illustrating use and environment and
forms no part of the claimed design.

1 Claim, 4 Drawing Sheets

(56) **References Cited**
U.S. PATENT DOCUMENTS
5,809,997 A 9/1998 Wolf
6,202,642 B1 3/2001 McKinnon et al.
6,254,586 B1 7/2001 Mann et al.
D544,605 S * 6/2007 Gumisawa D24/186
8,425,425 B2 4/2013 Hagy et al.
D687,140 S * 7/2013 Guarraia D24/108
8,926,525 B2 1/2015 Hulvershorn et al.



(56)

References Cited

U.S. PATENT DOCUMENTS

D810,306	S	*	2/2018	Rondoni	D24/186
D812,739	S	*	3/2018	Wolford	D24/111
D813,380	S	*	3/2018	Stonecipher	D24/113
D813,396	S	*	3/2018	Yoon	D24/167
2011/0202012	A1		8/2011	Bartlett	
2014/0303564	A1		10/2014	Roberts et al.	
2014/0324021	A1		10/2014	Ulrich et al.	
2014/0335494	A1		11/2014	Yanev et al.	
2015/0004582	A1		1/2015	Baker et al.	
2015/0119666	A1		4/2015	Brister et al.	
2015/0170545	A1		6/2015	Baker et al.	
2015/0374273	A1		12/2015	Maguire et al.	
2015/0379899	A1		12/2015	Baker et al.	
2015/0379900	A1		12/2015	Samosky et al.	
2016/0113576	A1		4/2016	Hulvershorn et al.	
2016/0121056	A1		5/2016	Edwards et al.	
2016/0284239	A1		9/2016	Bergman et al.	
2016/0287241	A1		10/2016	Azevedo	
2016/0293053	A1		10/2016	Azevedo	
2016/0310663	A1		10/2016	Dantsker	
2016/0335920	A1		11/2016	Bendek et al.	
2016/0367766	A1		12/2016	Baker et al.	
2016/0374612	A9		12/2016	Hulvershorn et al.	

* cited by examiner

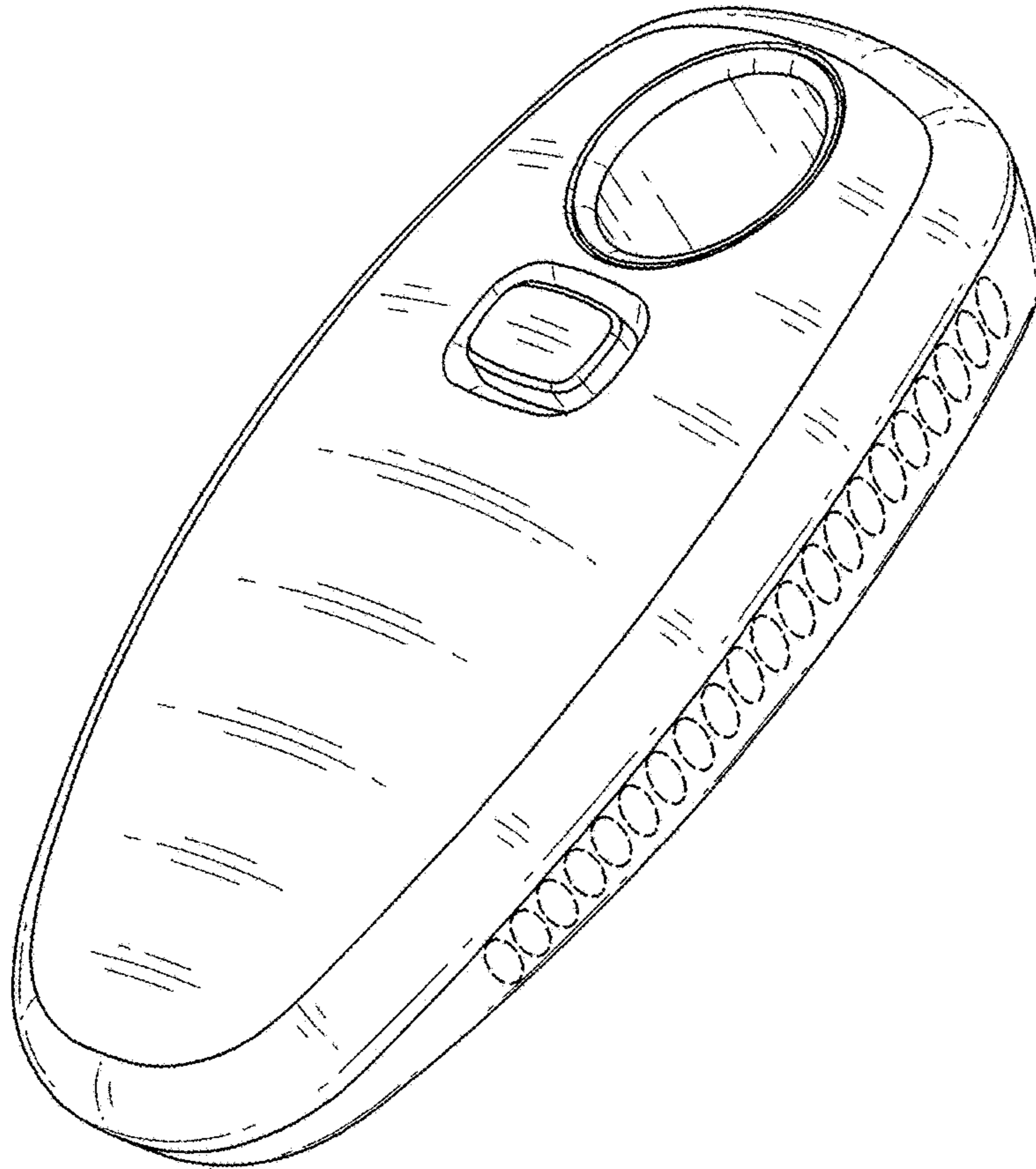


Fig. 1

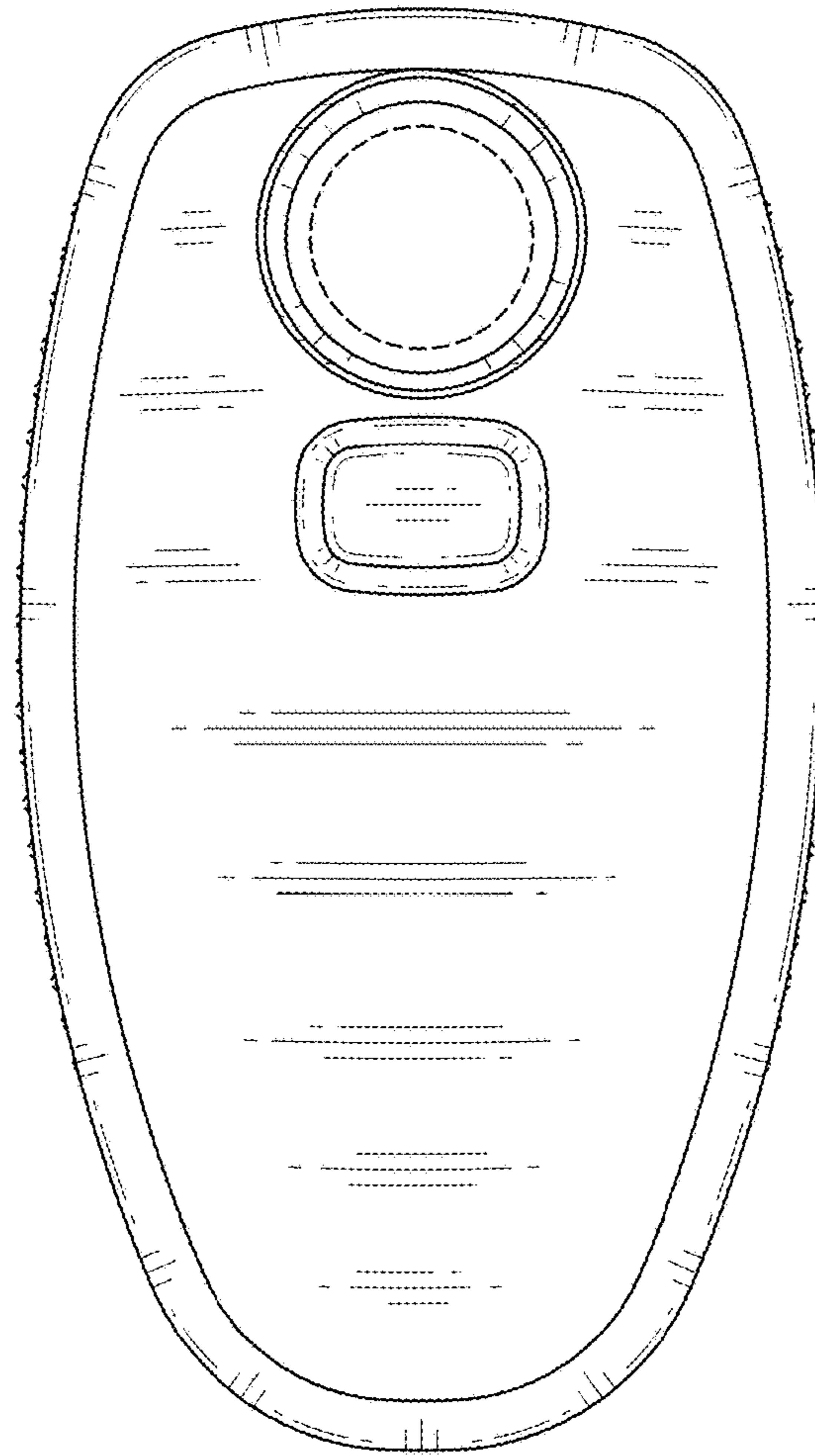


Fig. 2

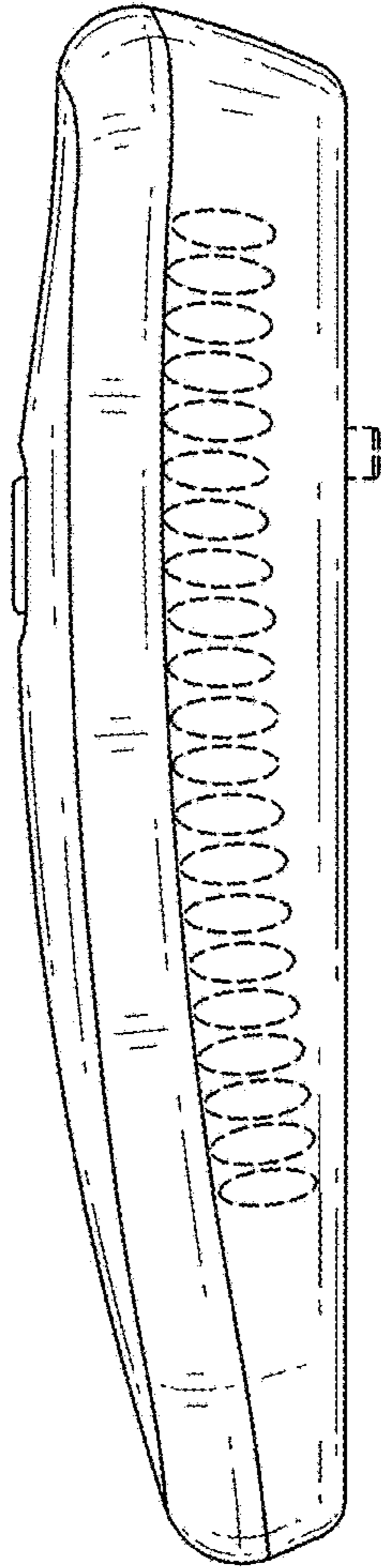


Fig. 3

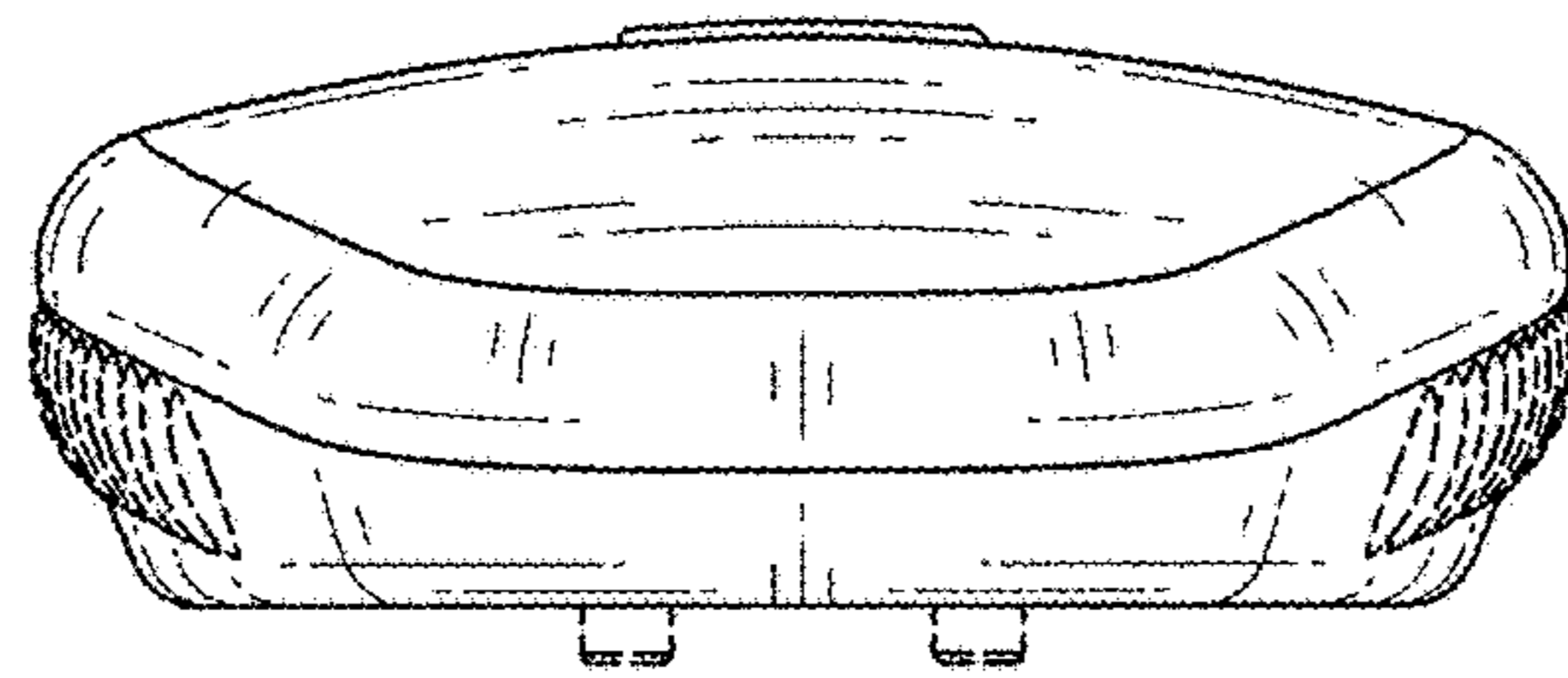


Fig. 4

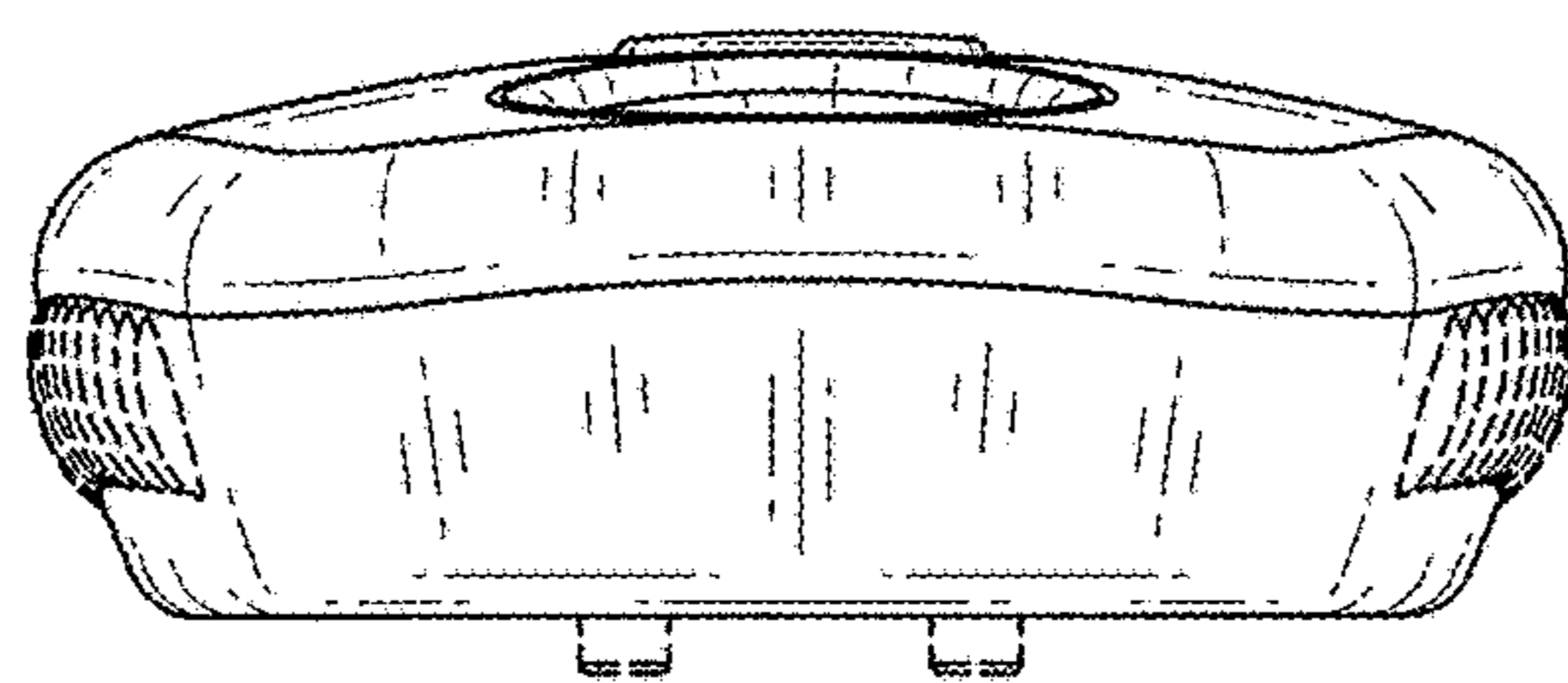


Fig. 5