



US00D847917S

(12) **United States Design Patent** (10) **Patent No.:** **US D847,917 S**
Cullen (45) **Date of Patent:** **** May 7, 2019**

(54) **JUMPROPE HANDLE**
(71) Applicant: **Gregory John Cullen**, New York, NY (US)
(72) Inventor: **Gregory John Cullen**, New York, NY (US)
(73) Assignee: **Gregory Cullen**, New York, NY (US)
(**) Term: **15 Years**
(21) Appl. No.: **29/609,131**
(22) Filed: **Jun. 28, 2017**
(51) **LOC (11) Cl.** **21-02**
(52) **U.S. Cl.**
USPC **D21/672**
(58) **Field of Classification Search**
USPC ... 482/106, 108, 49, 110, 126, 121, 51, 127, 482/93, 10, 46, 125, 82, 141; D30/160, D30/151; D21/682, 662, 692, 456, 684, D21/457, 691, 686, 679, 694, 753, 672, D21/681; D11/3, 13, 6, 93; 24/598.2; 446/28; D8/303; D24/211, 190, 200; D22/147; D19/174, 184, 906, 905, 917
CPC ... A63B 5/20; A63B 2208/12; A63B 21/4035; A63B 21/0552; A63B 21/0557; A63B 5/205
See application file for complete search history.

(56) **References Cited**
U.S. PATENT DOCUMENTS
D263,327 S * 3/1982 Cooper D21/679
D287,867 S * 1/1987 Wollersheim D21/681
4,801,137 A * 1/1989 Douglass A63B 5/20
482/108
6,551,222 B1 * 4/2003 Beaver A63B 5/20
482/82
7,086,951 B2 * 8/2006 Chang F41B 15/00
463/47.5
D615,605 S * 5/2010 Frasco D21/682
D708,754 S * 7/2014 Harangvolgyi D24/211

D762,042 S * 7/2016 Osenga D1/106
9,381,391 B1 * 7/2016 Welty, II A63B 5/20
D777,850 S * 1/2017 Kaye D21/692
D804,591 S * 12/2017 Kuang D21/672
2003/0148859 A1 * 8/2003 Chun A63B 5/20
482/82
2004/0024336 A1 * 2/2004 Lin A61H 15/0092
601/107
2007/0173357 A1 * 7/2007 Mauer A63B 15/00
473/457
2008/0280534 A1 * 11/2008 Chandler A45D 44/22
450/59
2010/0240500 A1 * 9/2010 Kim A63B 5/20
482/82
2013/0165299 A1 * 6/2013 Hunt A63B 5/20
482/82
2014/0121068 A1 * 5/2014 Rogers A63B 5/20
482/82

(Continued)

OTHER PUBLICATIONS

Vivid Skip by Vivid Skip dated no date given. Found online [Mar. 15, 2017]. <https://gregory-cullen-drk7.squarespace.com/shop/>.*


Primary Examiner — Philip S Hyder
Assistant Examiner — Ryan Harvey

(57) **CLAIM**
I claim the ornamental design for a jumprope handle, as shown and described.

DESCRIPTION

FIG. 1 is a side elevation view of the jumprope handle showing my new design; FIG. 2 is a top plan view thereof; and, FIG. 3 is a bottom plan view thereof. The broken lines showing portions of the jumprope handle depicts environment and forms no part of the claim.

1 Claim, 1 Drawing Sheet



(56)

References Cited

U.S. PATENT DOCUMENTS

2015/0119206 A1* 4/2015 Newman A63B 5/20
482/82
2015/0224355 A1* 8/2015 Holland A61F 7/10
482/82
2015/0335931 A1* 11/2015 Jordan A63B 5/20
482/82

* cited by examiner

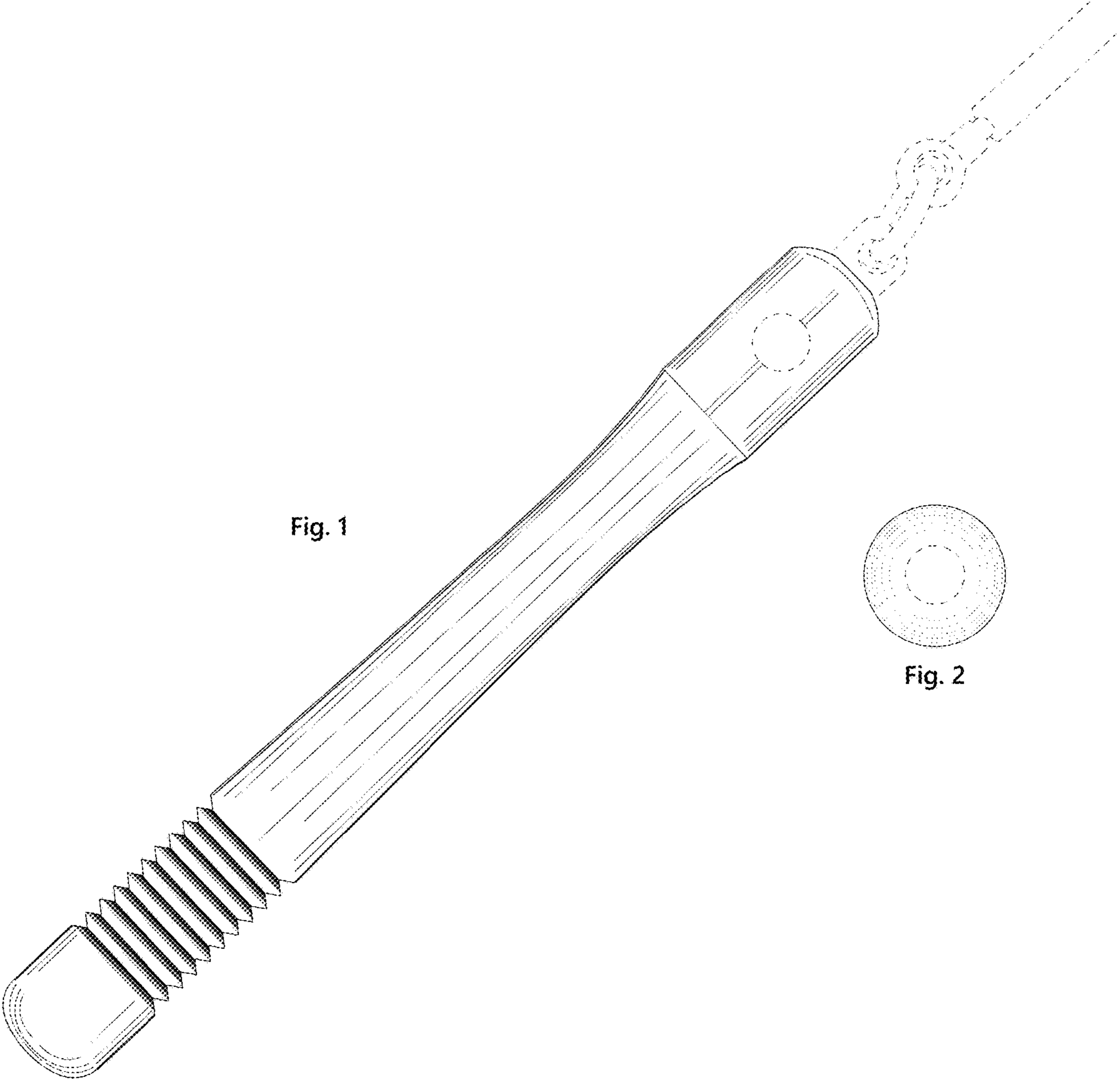


Fig. 1

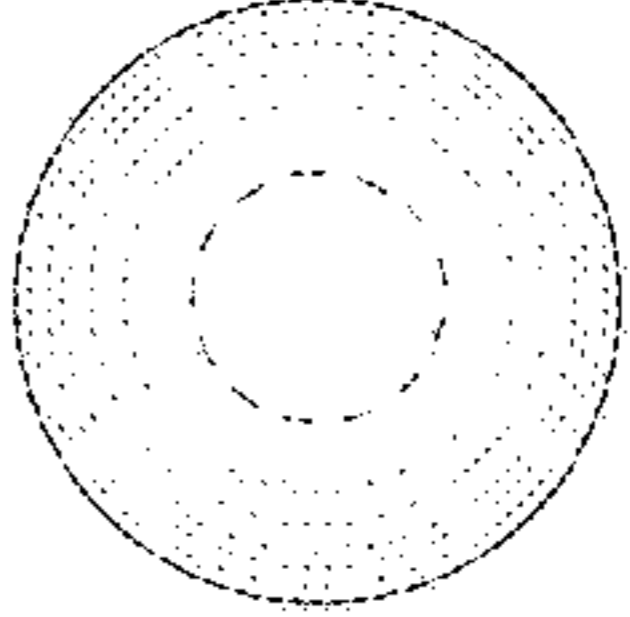


Fig. 2

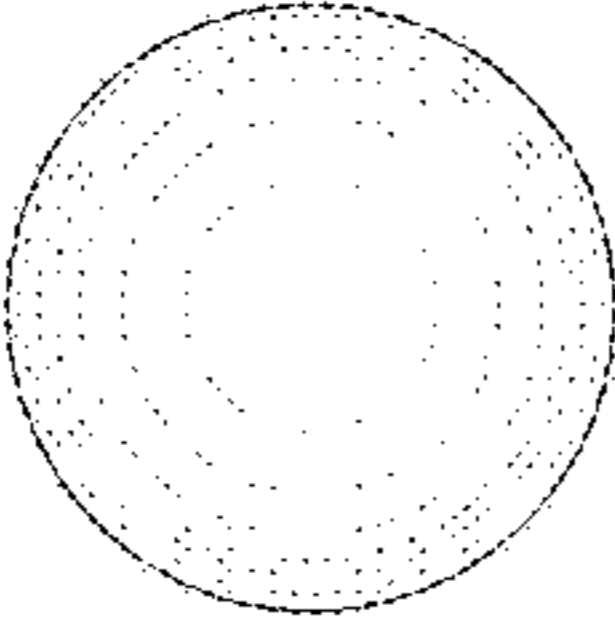


Fig. 3