



US00D847892S

(12) **United States Design Patent** (10) **Patent No.:** **US D847,892 S**
Huang (45) **Date of Patent:** **** May 7, 2019**

(54) **MAGNIFIER WITH LIGHTING ARRANGEMENT**
(71) Applicant: **Magnimax Inc.**, Alhambra, CA (US)
(72) Inventor: **Kuan Da Huang**, Alhambra, CA (US)
(**) Term: **15 Years**
(21) Appl. No.: **29/636,930**
(22) Filed: **Feb. 12, 2018**
(51) **LOC (11) Cl.** **16-06**
(52) **U.S. Cl.**
USPC **D16/135**
(58) **Field of Classification Search**
USPC D16/137, 135, 134, 138, 131, 132, 133,
D16/139, 200, 202-205, 218, 219, 235,
D16/242; D26/1, 2, 6, 65, 66, 68, 69, 72,
D26/74, 76, 86, 87, 88
CPC F41G 1/02; F41G 1/06
See application file for complete search history.

D703,718 S * 4/2014 Hsu G02B 25/002
D16/135
D707,278 S * 6/2014 Tang G02B 25/02
D16/135
D707,279 S * 6/2014 Tang G02B 25/02
D16/135
D709,937 S * 7/2014 Goldenberg D16/135
D720,379 S * 12/2014 Kim D16/202
D720,380 S * 12/2014 Kim D16/202
D720,381 S * 12/2014 Kim D16/219
D723,081 S * 2/2015 May D16/135
D750,679 S * 3/2016 Habraken D16/135
D752,124 S * 3/2016 Jim D16/135

* cited by examiner

Primary Examiner — Mark A Goodwin
Assistant Examiner — Benjamin M Weeks
(74) *Attorney, Agent, or Firm* — Tsz Lung Yeung

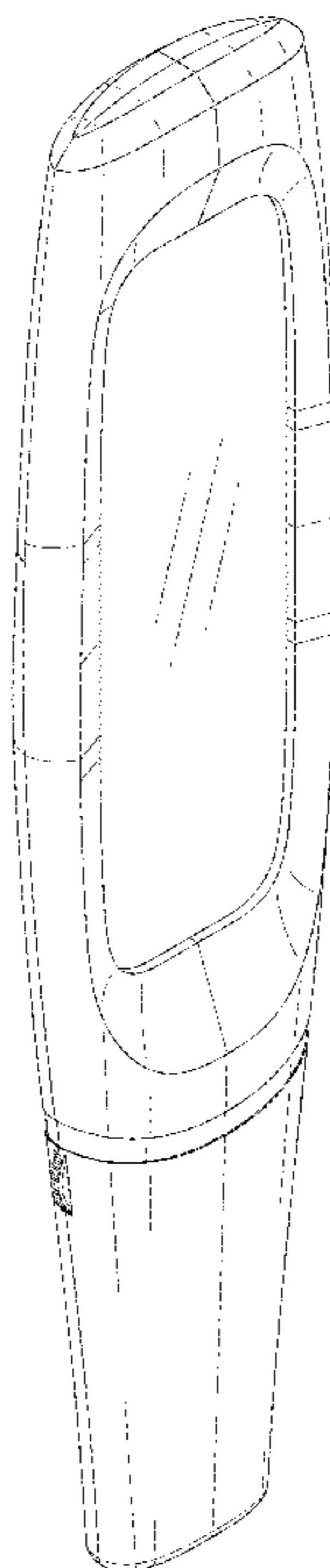
(57) **CLAIM**
The ornamental design for a magnifier with lighting arrangement, as shown and described.

DESCRIPTION

FIG. 1 is a perspective view of a magnifier with lighting arrangement showing my new design.
FIG. 2 is a front view thereof.
FIG. 3 is a rear view thereof.
FIG. 4 is a right end view thereof.
FIG. 5 is a left end view thereof.
FIG. 6 is a top view thereof.
FIG. 7 is a bottom view thereof; and,
FIG. 8 is a rear perspective view thereof.

1 Claim, 7 Drawing Sheets

(56) **References Cited**
U.S. PATENT DOCUMENTS
D200,681 S * 3/1965 Hermann 7/160
D365,363 S * 12/1995 Terino D16/135
D658,698 S * 5/2012 Jim D16/135
D663,339 S * 7/2012 Farenski D16/135
D663,340 S * 7/2012 Farenski D16/135
D665,438 S * 8/2012 Jim D16/135
D669,512 S * 10/2012 Besse D16/135
D702,746 S * 4/2014 Gresko D16/135



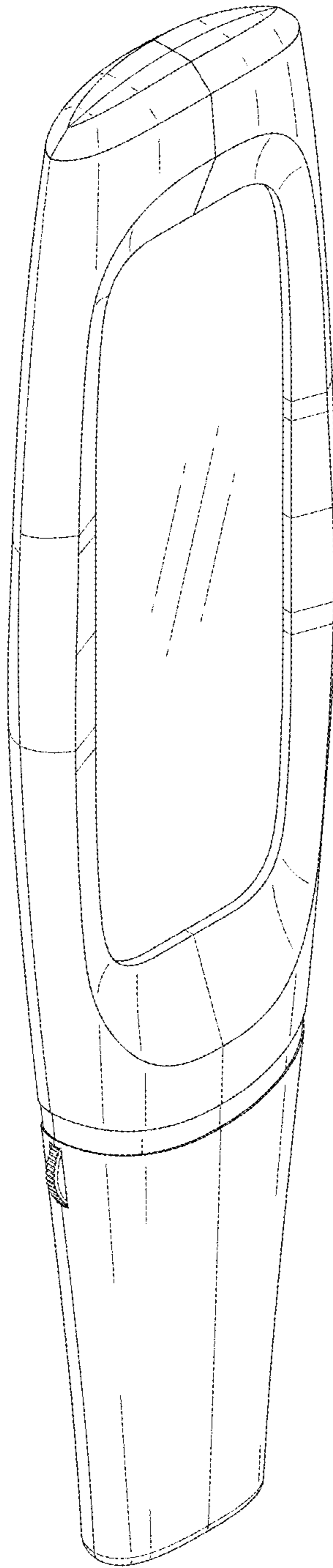


FIG. 1

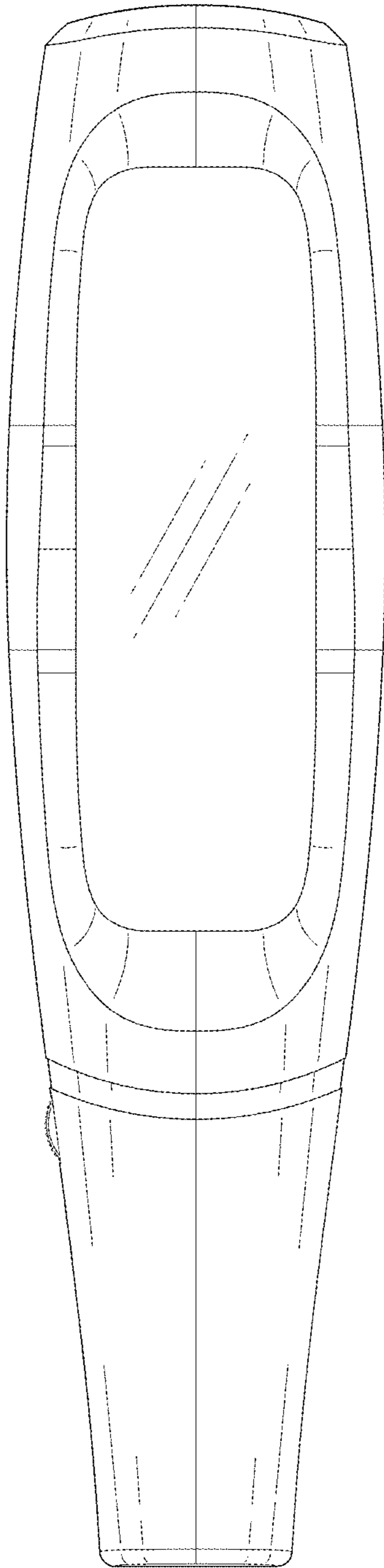


FIG. 2

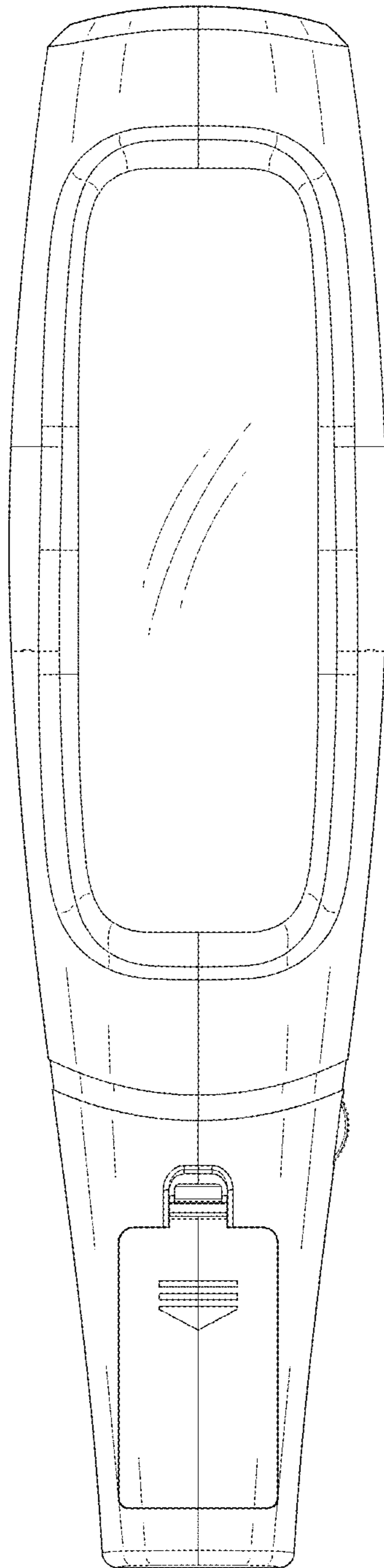


FIG. 3

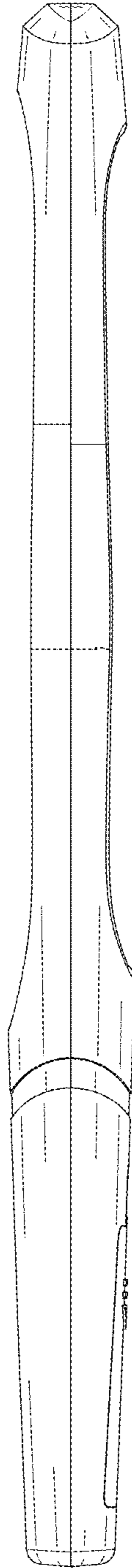


FIG. 4

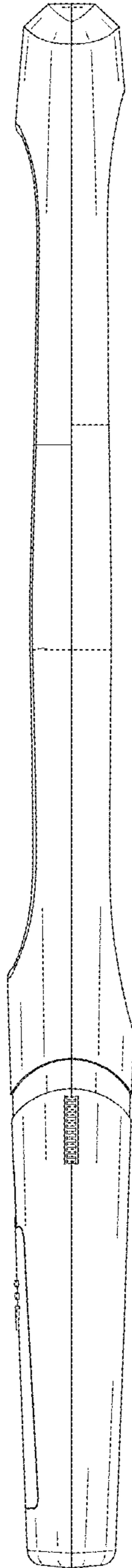


FIG. 5

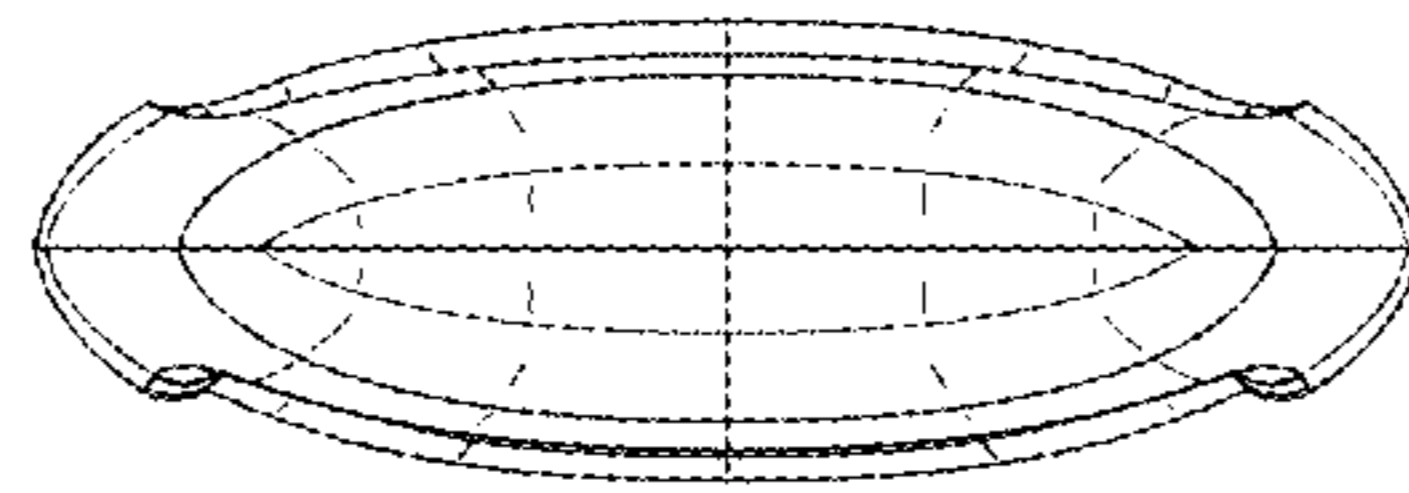


FIG. 6

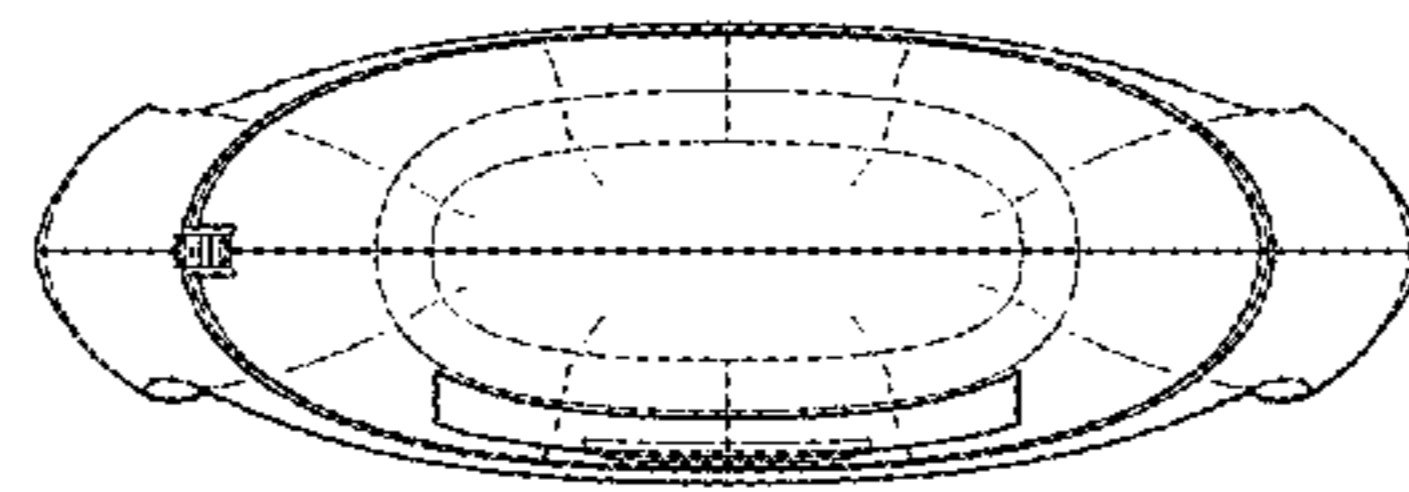


FIG. 7

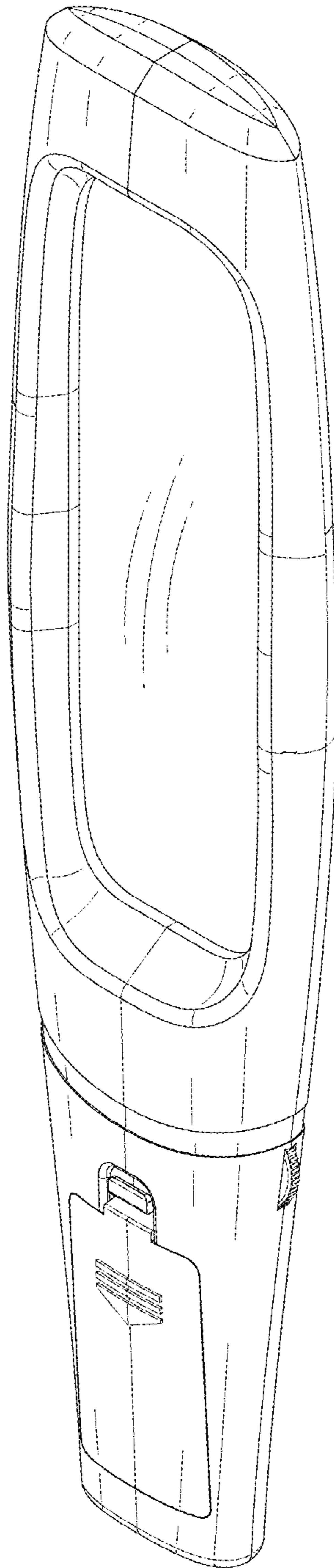


FIG. 8