



US00D847874S

(12) **United States Design Patent** (10) **Patent No.:** **US D847,874 S**
Kim et al. (45) **Date of Patent:** **** *May 7, 2019**

(54) **REFRIGERATOR**

F25D 2600/02; F25D 2700/02; F25D
2700/12; F25D 2700/121; F25D 2700/14;
F25D 29/00

(71) Applicant: **Samsung Electronics Co., Ltd.**,
Suwon-si (KR)

See application file for complete search history.

(72) Inventors: **Binna Kim**, Seoul (KR); **Jae-Moon Lee**, Seoul (KR); **Yoonjoo Kwon**, Seoul (KR); **Hyunsoo Kim**, Seongnam-si (KR); **Cheolwoong Seo**, Seongnam-si (KR); **Sunmin Lee**, Seoul (KR)

(56) **References Cited**

U.S. PATENT DOCUMENTS

D154,186	S	*	6/1949	Sandin	D15/88
D173,418	S	*	11/1954	Ferar	D15/88
D173,765	S	*	12/1954	Reynolds, Jr. et al.	D15/88
D287,133	S	*	12/1986	Owen	D15/81
D290,012	S	*	5/1987	Owen	D15/81
D803,903	S	*	11/2017	Wang	D15/88

(73) Assignee: **Samsung Electronics Co., Ltd.**,
Suwon-si (KR)

FOREIGN PATENT DOCUMENTS

CN	200930224331	8/2010
EM	003064849-0001	4/2016
EM	003021633-0002	5/2016

(*) Notice: This patent is subject to a terminal disclaimer.

(**) Term: **15 Years**

* cited by examiner

(21) Appl. No.: **29/594,557**

Primary Examiner — Khawaja Anwar

(22) Filed: **Feb. 21, 2017**

(74) *Attorney, Agent, or Firm* — NSIP Law

(30) **Foreign Application Priority Data**

(57) **CLAIM**

Sep. 1, 2016 (KR) 30-2016-0043003

We claim the ornamental design for a refrigerator, as shown and described.

(51) **LOC (11) Cl.** **15-07**

DESCRIPTION

(52) **U.S. Cl.**

USPC **D15/81**

(58) **Field of Classification Search**

USPC D15/79-91

CPC .. F25D 11/00; F25D 17/065; F25D 2325/022;

F25D 23/069; F25D 25/025; F25D 11/02;

F25D 17/062; F25D 21/12; F25D 21/125;

F25D 21/14; F25D 2317/061; F25D

2317/067; F25D 2323/021; F25D

2323/024; F25D 23/028; F25D 23/04;

F25D 23/066; F25D 23/085; F25D

23/087; F25D 23/126; F25D 2400/02;

F25D 2400/06; F25D 2400/361; F25D

2400/40; F25D 25/005; F25D 25/02;

FIG. 1 is a front perspective view of a refrigerator showing our new design;

FIG. 2 is a front view thereof;

FIG. 3 is a rear view thereof;

FIG. 4 is a left-side view thereof;

FIG. 5 is a right-side view thereof;

FIG. 6 is a top view thereof; and,

FIG. 7 is a bottom view thereof.

The broken lines in the figures depict environmental subject matter and form no part of the claimed design. The dot-dash broken lines in the figures represent a boundary line and form no part of the claimed design.

1 Claim, 7 Drawing Sheets

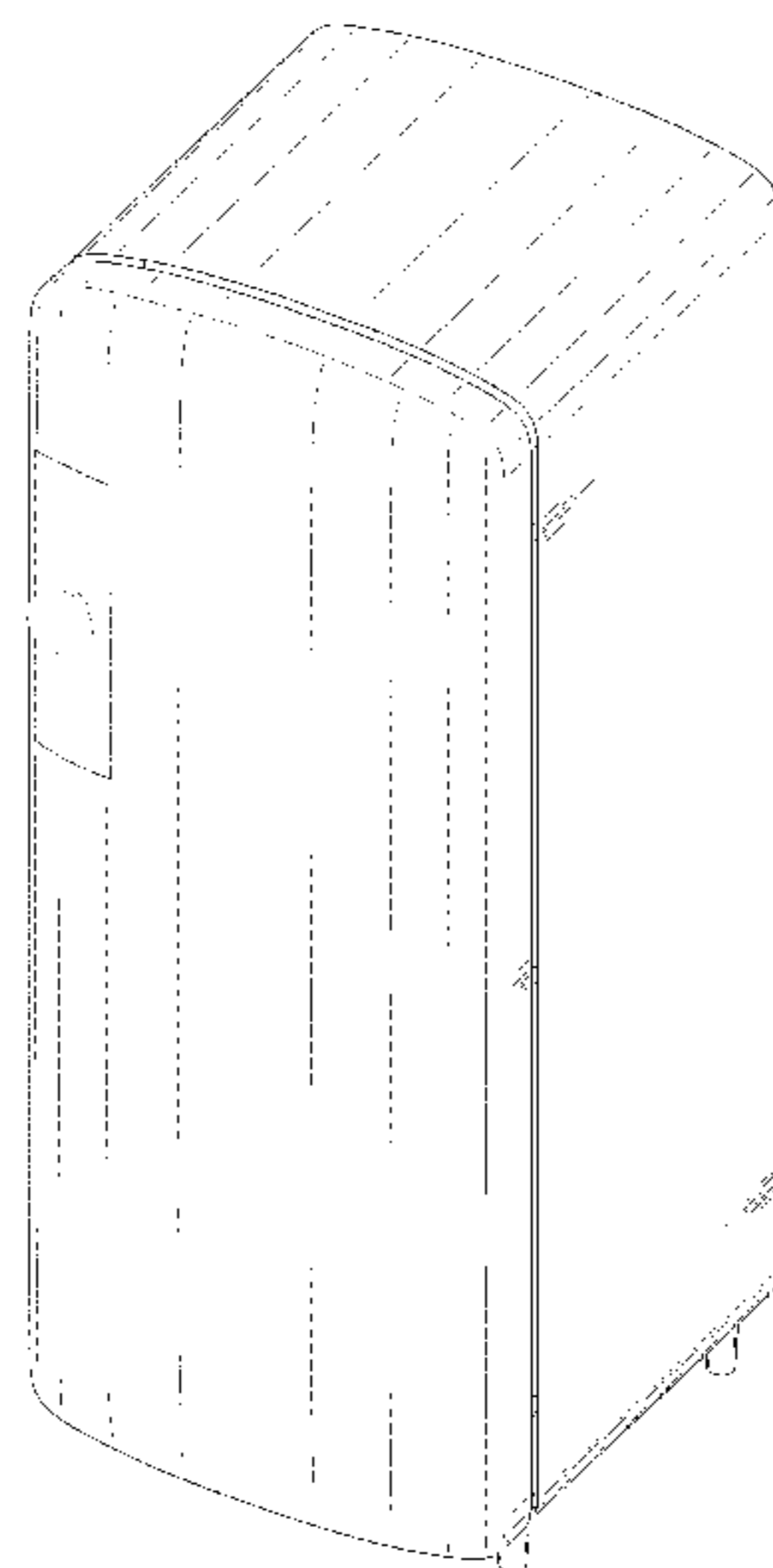


FIG. 1

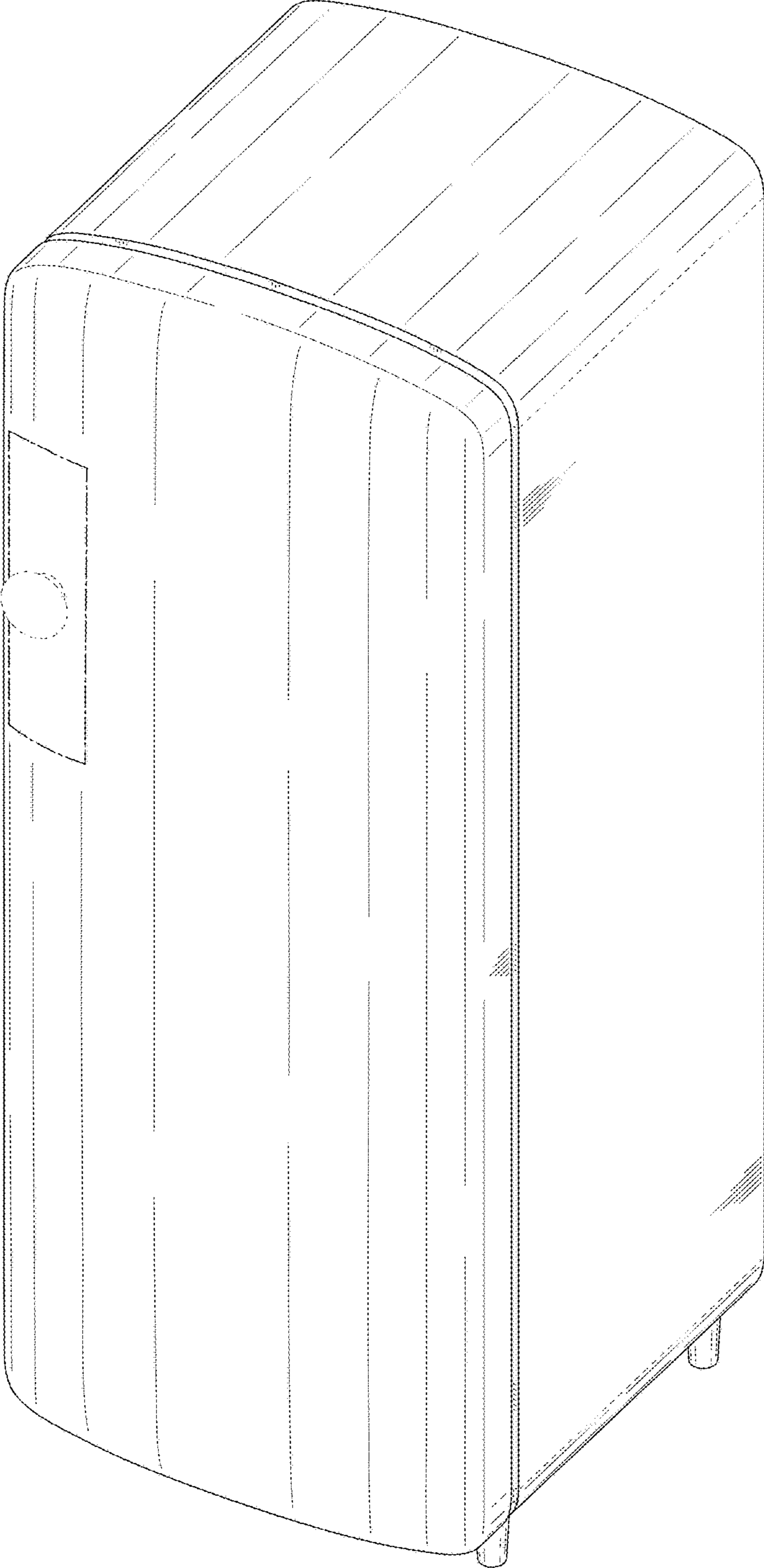


FIG. 2




FIG. 3




FIG. 4




FIG. 5

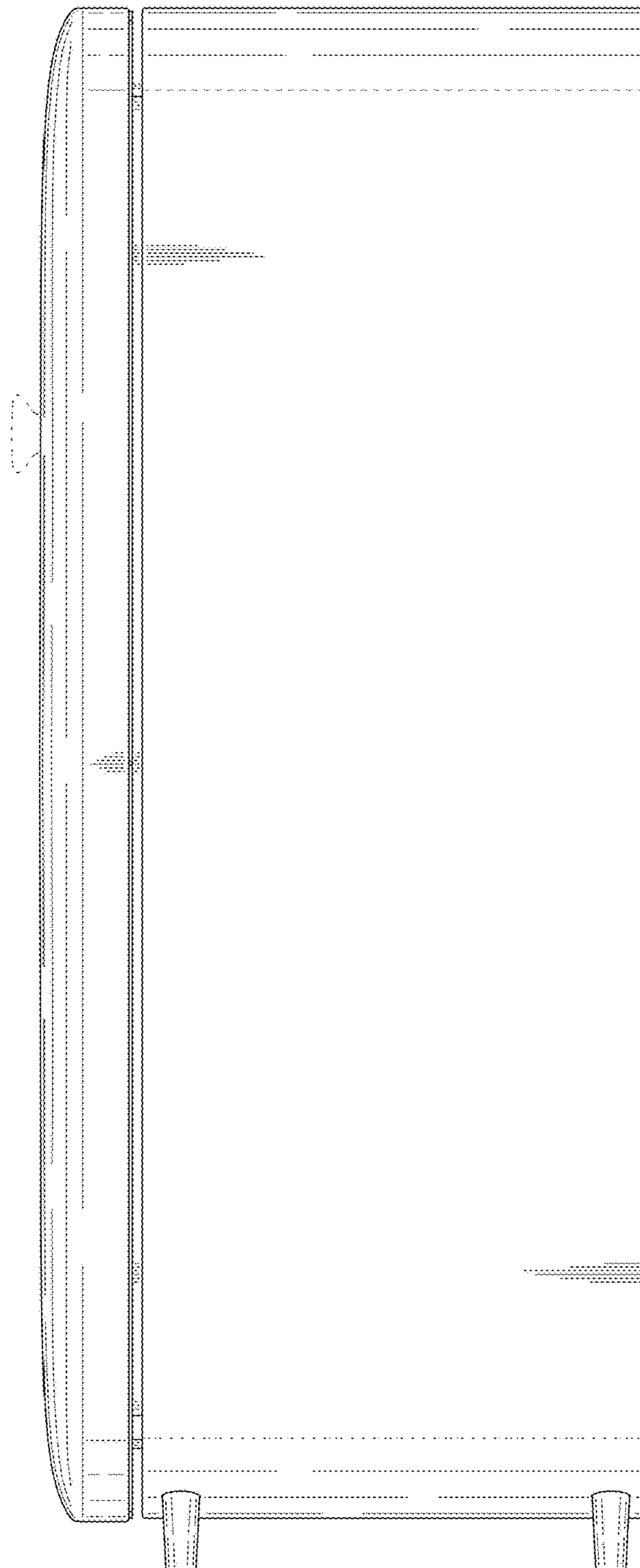


FIG. 6

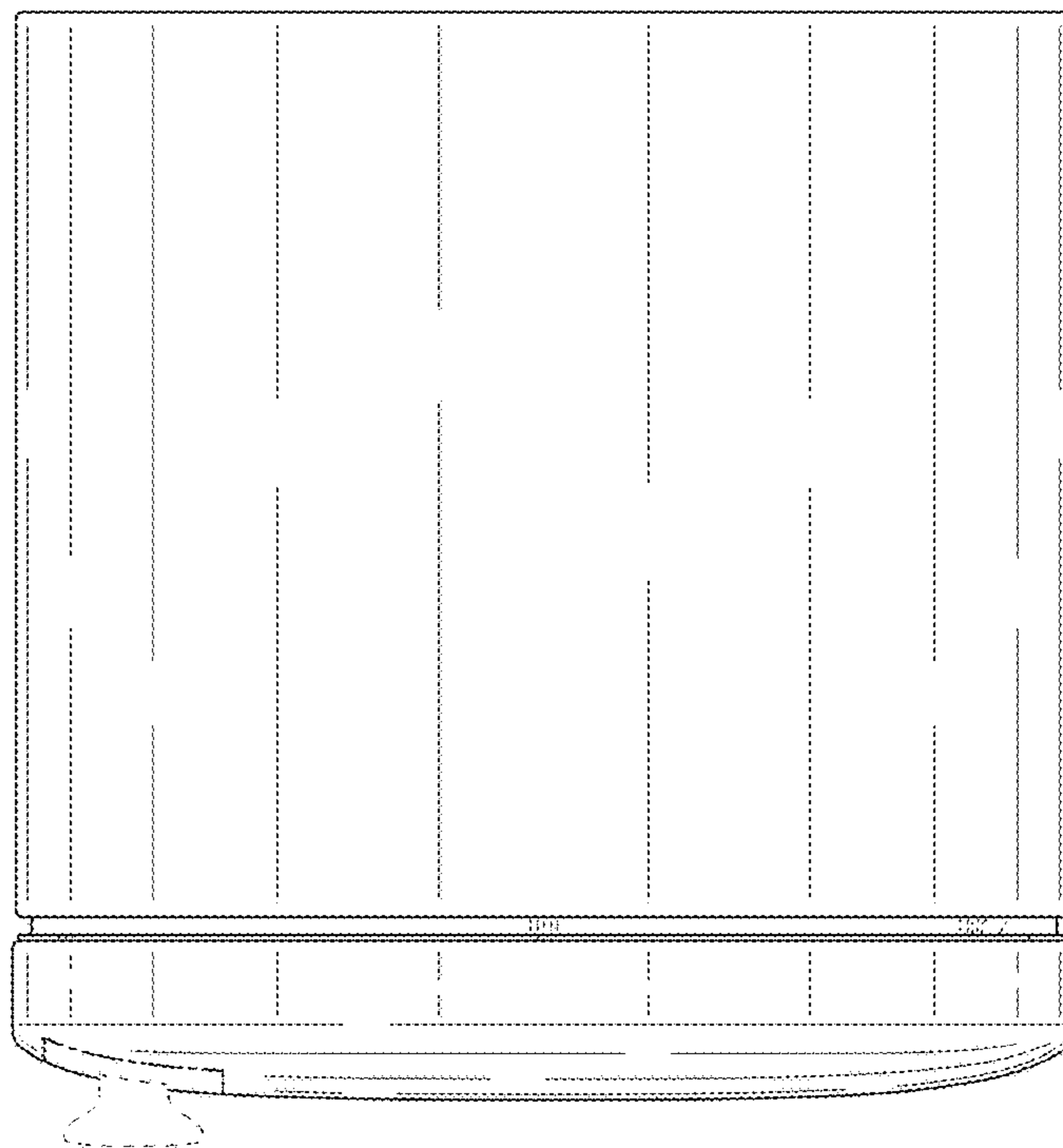


FIG. 7

