



US00D847819S

(12) **United States Design Patent** (10) **Patent No.:** **US D847,819 S**  
**Mecchella et al.** (45) **Date of Patent:** **\*\* May 7, 2019**

(54) **ELECTRONIC DEVICE COVER**

*Primary Examiner* — Cynthia R Underwood

(71) Applicant: **Amazon Technologies, Inc.**, Seattle, WA (US)

(74) *Attorney, Agent, or Firm* — Lee & Hayes, P.C.

(72) Inventors: **Monica Liane Mecchella**, San Francisco, CA (US); **Jesse Wheeler Moore**, Oakland, CA (US)

(57) **CLAIM**

(73) Assignee: **Amazon Technologies, Inc.**, Seattle, WA (US)

The ornamental design for an electronic device cover, as shown and described.

(\*\*) Term: **15 Years**

**DESCRIPTION**

(21) Appl. No.: **29/662,296**

(22) Filed: **Sep. 4, 2018**

**Related U.S. Application Data**

(62) Division of application No. 29/598,181, filed on Mar. 23, 2017, now Pat. No. Des. 832,268.

(51) **LOC (11) Cl.** ..... **14-02**

(52) **U.S. Cl.**  
USPC ..... **D14/440**

(58) **Field of Classification Search**  
USPC ..... D14/440; 206/45.23, 320, 45.2;  
361/679.55; 294/25; 224/218

(Continued)

(56) **References Cited**

**U.S. PATENT DOCUMENTS**

D323,937 S \* 2/1992 Solomon ..... D3/299  
D467,429 S \* 12/2002 Bone ..... D3/294

(Continued)

**FOREIGN PATENT DOCUMENTS**

JP D1567116 S 1/2017

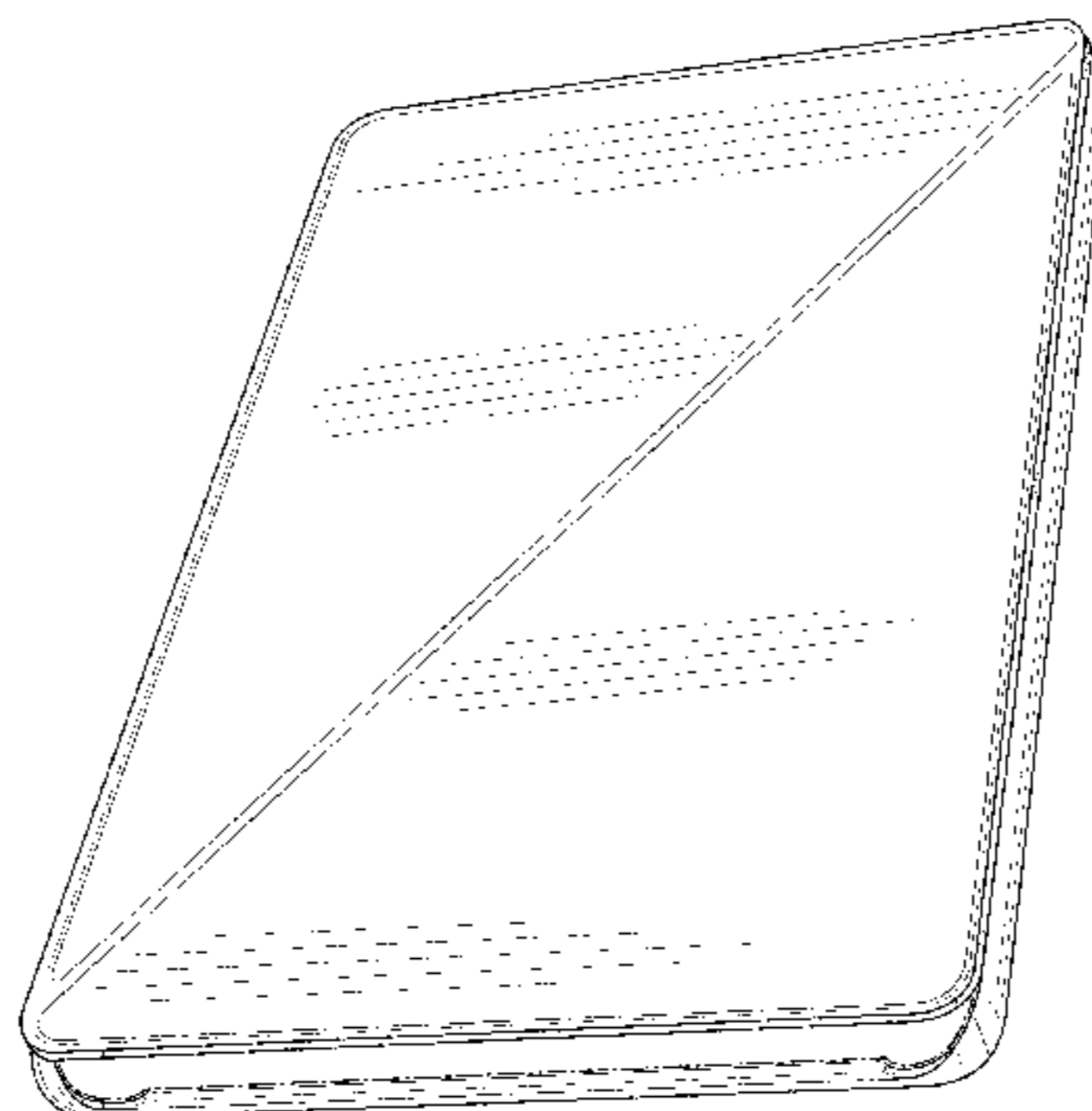
**OTHER PUBLICATIONS**

Canadian Office Action dated Mar. 19, 2018 for Canadian Patent Application No. 177016, a counterpart foreign application of U.S. Appl. No. 29/598,181, 2 pages.

(Continued)

FIG. 1 is a front perspective view of a first embodiment of an electronic device cover;  
FIG. 2 is a back perspective view thereof;  
FIG. 3 is a front view thereof;  
FIG. 4 is a back view thereof;  
FIG. 5 is a left-side view thereof;  
FIG. 6 is a right-side view thereof;  
FIG. 7 is a top view thereof;  
FIG. 8 is a bottom view thereof;  
FIG. 9 is a back opened-state perspective view thereof;  
FIG. 10 is a front opened-state perspective view thereof;  
FIG. 11 is a top perspective view of a second embodiment of an electronic device cover;  
FIG. 12 is a back perspective view thereof  
FIG. 13 is a front view thereof;  
FIG. 14 is a back view thereof;  
FIG. 15 is a left-side view thereof;  
FIG. 16 is a right-side view thereof;  
FIG. 17 is a top view thereof;  
FIG. 18 is a bottom view thereof;  
FIG. 19 is a back opened-state perspective view thereof;  
and,  
FIG. 20 is a front opened-state perspective view thereof.  
The dashed broken lines depict portions of the electronic device cover which form no part of the claimed design. The dot-dashed broken lines represent boundaries of the claimed electronic device cover and form no part of the claimed design.

**1 Claim, 20 Drawing Sheets**



(58) **Field of Classification Search**  
 CPC ... G06F 1/1628; G06F 1/1626; A47B 23/044;  
 H04B 1/3888; H05K 5/0217  
 See application file for complete search history.

(56) **References Cited**

U.S. PATENT DOCUMENTS


D657,354 S \* 4/2012 Kim ..... D14/250  
 D675,210 S \* 1/2013 Kim ..... D14/439  
 D676,448 S \* 2/2013 Gorman ..... D14/440  
 D676,449 S 2/2013 Probst et al.  
 8,542,495 B1 \* 9/2013 Gorman ..... G06F 1/1626  
 361/679.02  
 D690,703 S \* 10/2013 Welch ..... D14/440  
 D707,229 S \* 6/2014 Almodova ..... D14/440  
 D708,621 S \* 7/2014 Gifford ..... D14/447  
 D736,777 S \* 8/2015 Rayner ..... D14/440  
 D742,888 S \* 11/2015 Mecchella ..... D14/440  
 D742,889 S \* 11/2015 Mecchella ..... D14/440  
 D742,890 S \* 11/2015 Mecchella ..... D14/440  
 D744,489 S \* 12/2015 Sirichai ..... D14/440  
 D748,097 S \* 1/2016 Feng ..... D14/440  
 D748,636 S \* 2/2016 Zadvinskis ..... D14/440  
 D753,123 S 4/2016 Probst et al.  
 9,307,131 B1 4/2016 Breen  
 D761,798 S 7/2016 Lee et al.  
 D764,472 S \* 8/2016 Corcoran ..... D14/440  
 D765,086 S \* 8/2016 Lee ..... D14/440  
 D765,663 S \* 9/2016 Shih ..... D14/440  
 D768,638 S \* 10/2016 Lee ..... D14/440  
 D774,036 S 12/2016 Kuntz et al.  
 D781,278 S \* 3/2017 Kim ..... D14/250  
 D787,520 S \* 5/2017 Wall ..... D14/440  
 D789,342 S \* 6/2017 Sirichai ..... D14/250  
 D792,412 S 7/2017 Zhang

D792,887 S 7/2017 Zhang  
 D807,892 S \* 1/2018 Wang ..... D14/440  
 D808,393 S \* 1/2018 Moore ..... D14/440  
 D810,088 S \* 2/2018 Moore ..... D14/440  
 D811,411 S \* 2/2018 Moore ..... D14/440  
 D828,842 S \* 9/2018 Mecchella ..... D14/440  
 D832,268 S \* 10/2018 Mecchella ..... D14/440  
 D832,851 S \* 11/2018 Mecchella ..... D14/440  
 D832,853 S \* 11/2018 Jinkinson ..... D14/440  
 D832,856 S \* 11/2018 Jinkinson ..... D14/440  
 D832,858 S \* 11/2018 Wengreen ..... D14/447  
 2007/0097087 A1 5/2007 Homer et al.  
 2008/0194139 A1 8/2008 Chan  
 2012/0043235 A1 2/2012 Klement  
 2013/0264459 A1 \* 10/2013 McCosh ..... G06F 1/1626  
 248/688  
 2016/0011628 A1 \* 1/2016 Sato ..... G06F 1/1656  
 361/679.3


OTHER PUBLICATIONS

Canadian Office Action dated Mar. 19, 2018 for Canadian Patent Application No. 177015, a counterpart foreign application of U.S. Appl. No. 29/598,181, 1 page.  
 Indian Office Action dated Oct. 3, 2017 for Indian design application No. 297353, a counterpart foreign application of design U.S. Appl. No. 29/598,181, 2 pages.  
 Translated Japanese Office Action dated Feb. 9, 2018 for Japanese Design Application No. 2017-019790, a counterpart foreign application of Design U.S. Appl. No. 29/598,181, 4 pages.  
 Translated Japanese Office Action dated Jun. 22, 2018 for Japanese Design Application No. 2017-019790, a counterpart foreign application of Design U.S. Appl. No. 29/598,181, 3 pages.


\* cited by examiner




**FIG. 1**




**FIG. 2**




**FIG. 3**



**FIG. 4**



**FIG. 5**




**FIG. 6**

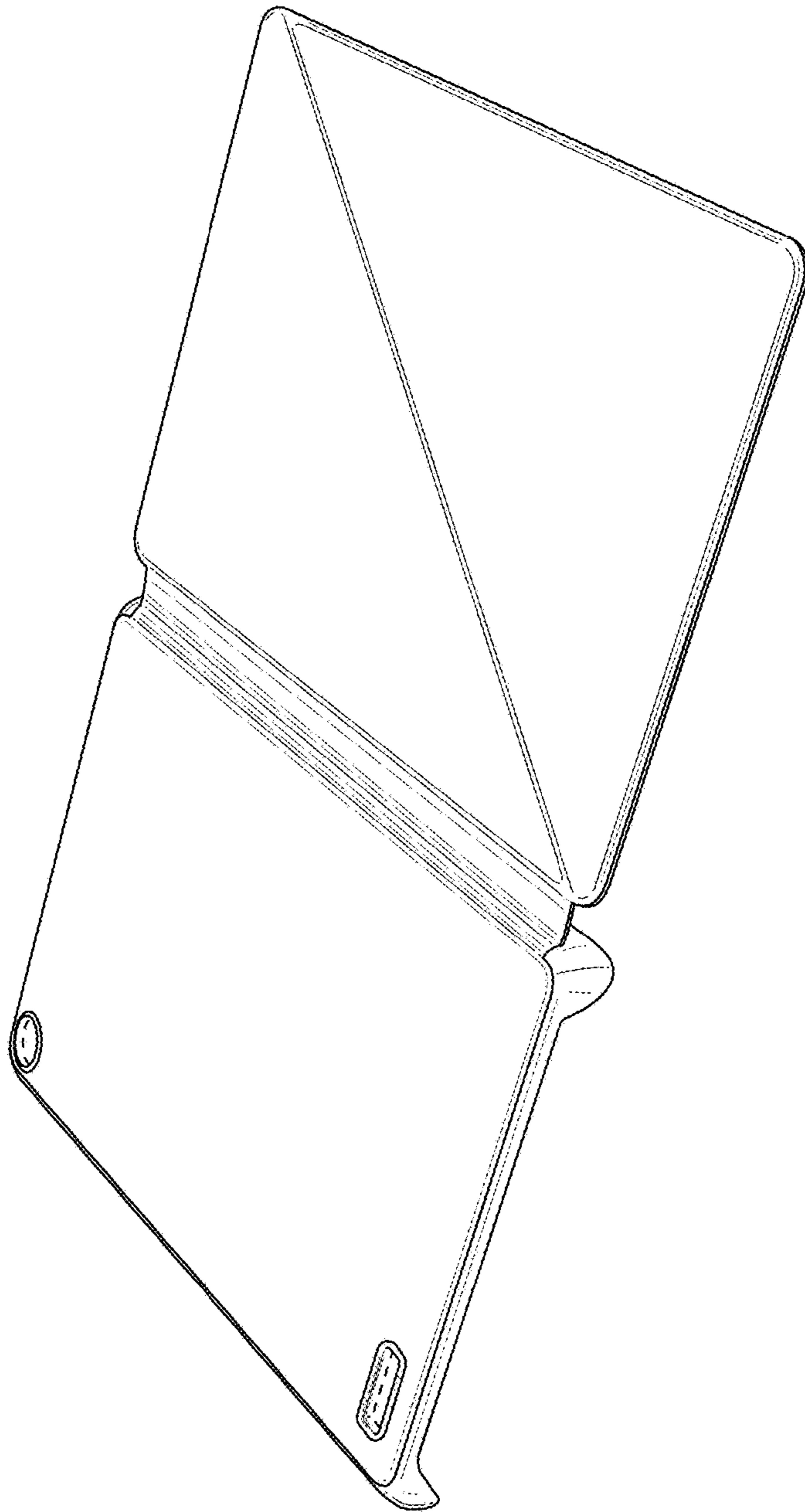




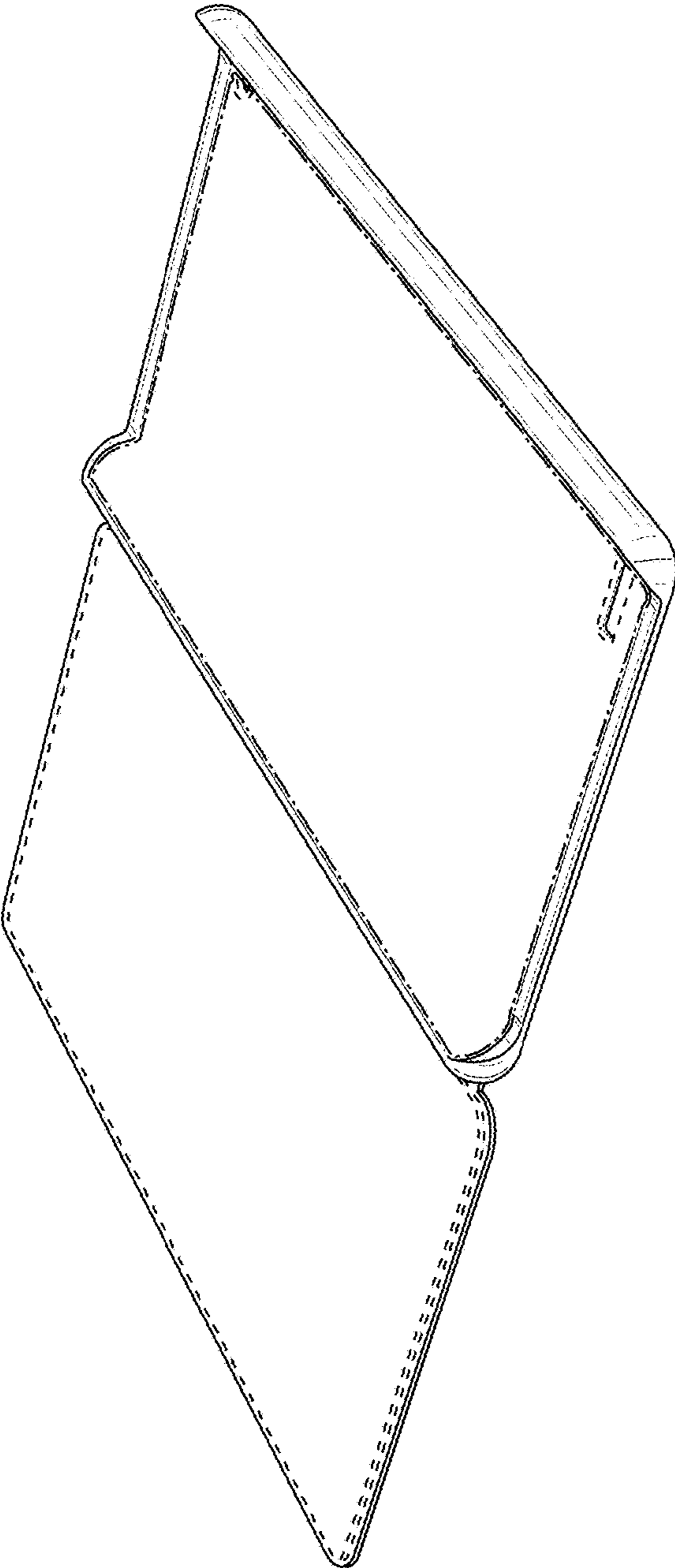
**FIG. 7**



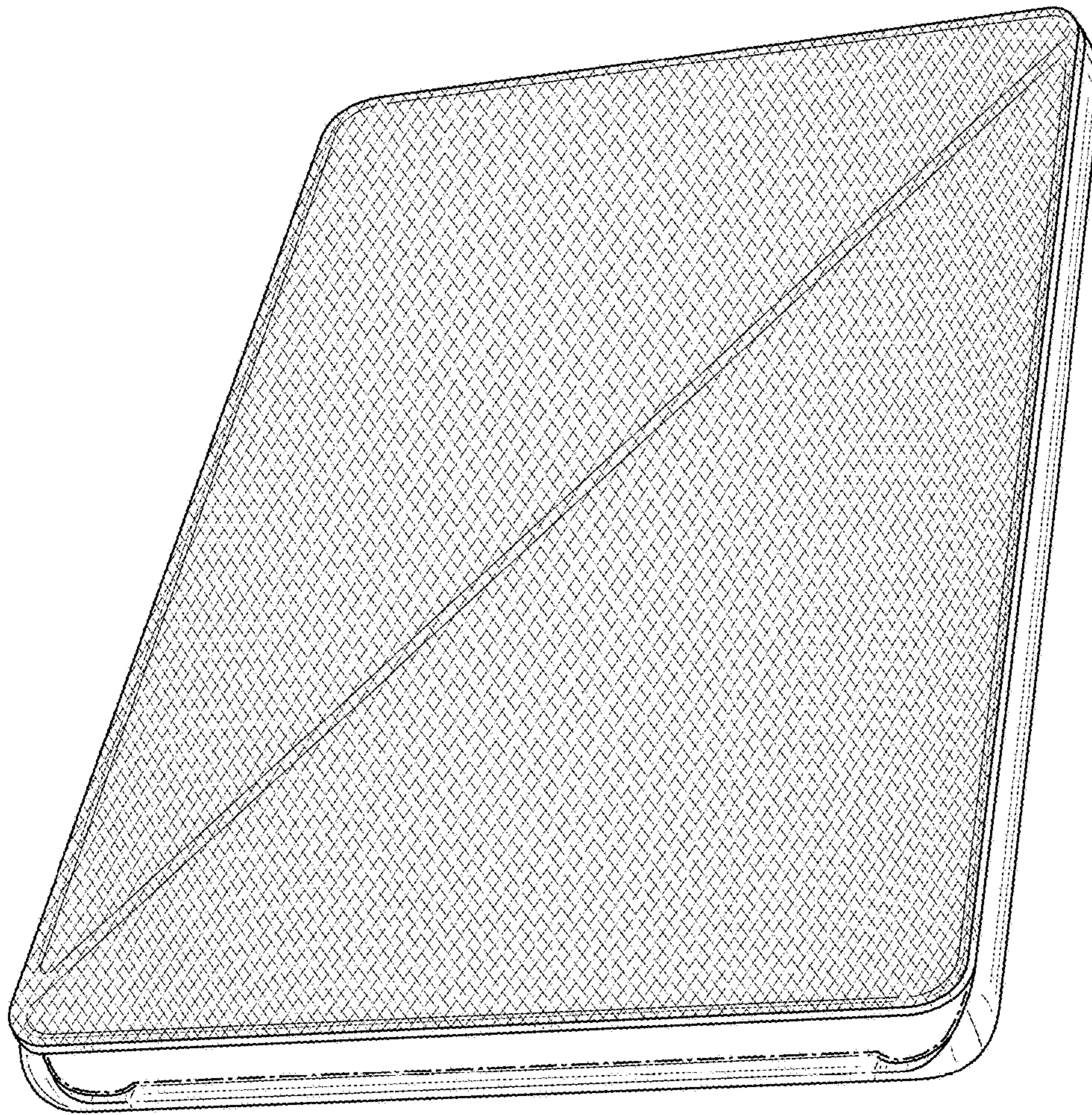
**FIG. 8**



**FIG. 9**




**FIG. 10**




**FIG. 11**



**FIG. 12**




**FIG. 13**




**FIG. 14**







**FIG. 15**



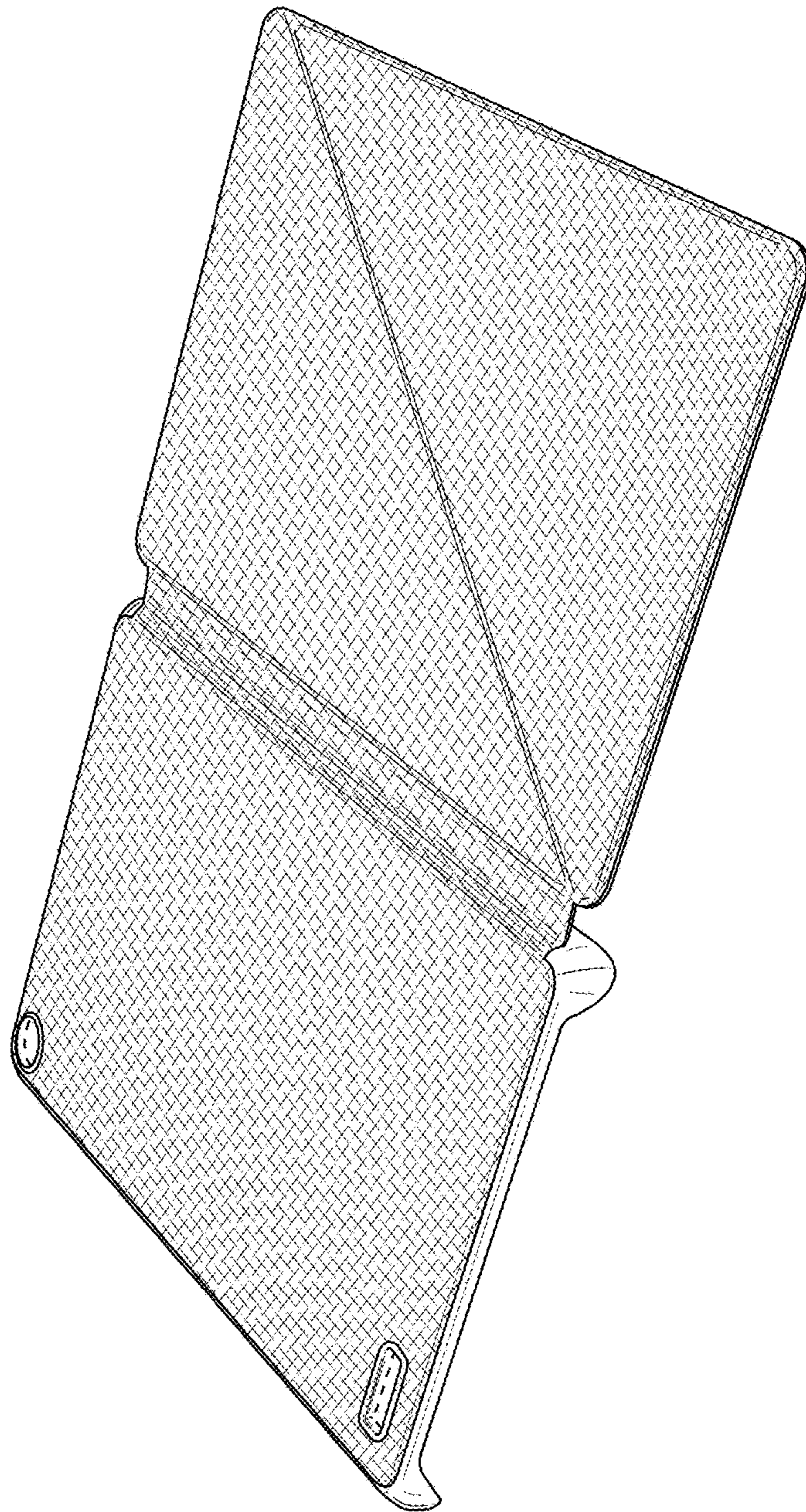
**FIG. 16**



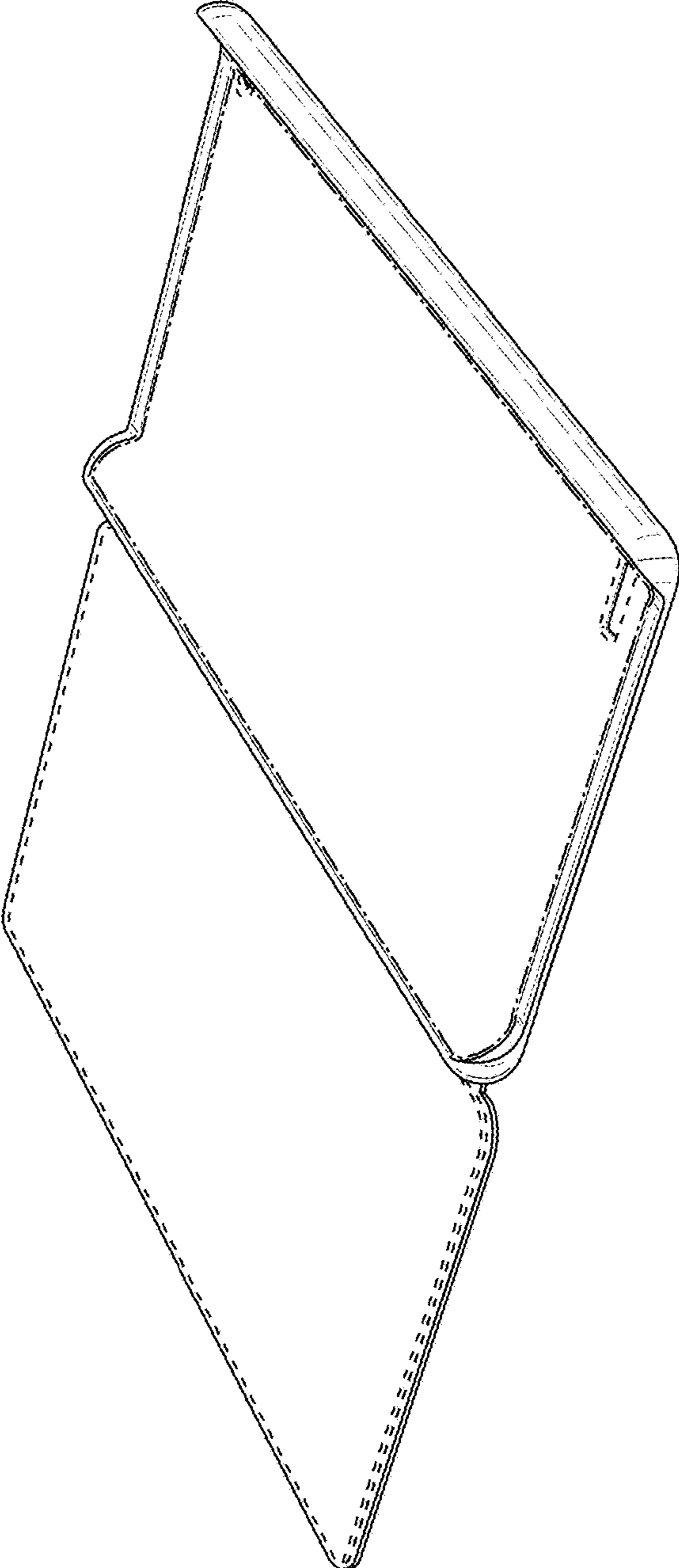
**FIG. 17**



**FIG. 18**



**FIG. 19**



**FIG. 20**