



US00D847816S

(12) **United States Design Patent**
Dentamaro

(10) **Patent No.:** **US D847,816 S**

(45) **Date of Patent:** **** May 7, 2019**

(54) **SMARTPHONE CASE ATTACHMENT**

(71) Applicant: **VOXX INTERNATIONAL CORPORATION**, Hauppauge, NY (US)

(72) Inventor: **Joseph Dentamaro**, St. Clair Shores, MI (US)

(73) Assignee: **VOXX INTERNATIONAL CORPORATION**, Hauppauge, NY (US)

(**) Term: **15 Years**

(21) Appl. No.: **29/576,069**

(22) Filed: **Aug. 31, 2016**

(51) **LOC (11) Cl.** **14-02**

(52) **U.S. Cl.**
USPC **D14/432**

(58) **Field of Classification Search**
USPC D14/341-347, 420, 432, 426, 129-130, D14/496, 138, 138 G, 138 R, 138 AA, D14/138 AB, 138 C, 139, 248, 250, D14/203.1-203.8, 388-389, 140-142, D14/374, 356, 257, 299, 358, 137, 240, D14/440; D10/104.4, 65; D21/324, 329, D21/332

CPC G06F 1/1626; G06F 1/1613; G06F 2200/1633; G06F 3/0488; G06F 3/04886; G06F 3/044; G06F 3/0412; G06F 3/0416; H04B 1/3833; H04M 1/6091; H04M 1/7253; H01M 2250/02

See application file for complete search history.

(56) **References Cited**

U.S. PATENT DOCUMENTS

D308,466 S * 6/1990 Fenton D8/367
D309,708 S * 8/1990 Rosa D8/402

D313,596 S * 1/1991 Tsuboi D14/163
D332,908 S * 2/1993 Olsen D8/346
D338,685 S * 8/1993 Dakich D19/92
D353,071 S * 12/1994 Roberts D34/32
D357,603 S * 4/1995 Wolff D6/672
D366,502 S * 1/1996 Durco, Jr. D20/19
D376,367 S * 12/1996 Mailandt D14/230
D376,791 S * 12/1996 Schreiner D14/458
D382,864 S * 8/1997 Walker D14/459
5,678,800 A * 10/1997 Markussen G06F 3/0395
248/118
5,711,560 A * 1/1998 Gilbertson E05C 17/54
292/343
D401,879 S * 12/1998 Keller D10/109.1
5,946,756 A * 9/1999 Mapp A63C 19/10
14/69.5
D417,443 S * 12/1999 Geiszler D14/432
6,170,222 B1 * 1/2001 Miller E04D 1/26
248/237

(Continued)

Primary Examiner — Barbara Fox
Assistant Examiner — Dana K Weiland
(74) *Attorney, Agent, or Firm* — F. Chau & Associates, LLC

(57) **CLAIM**

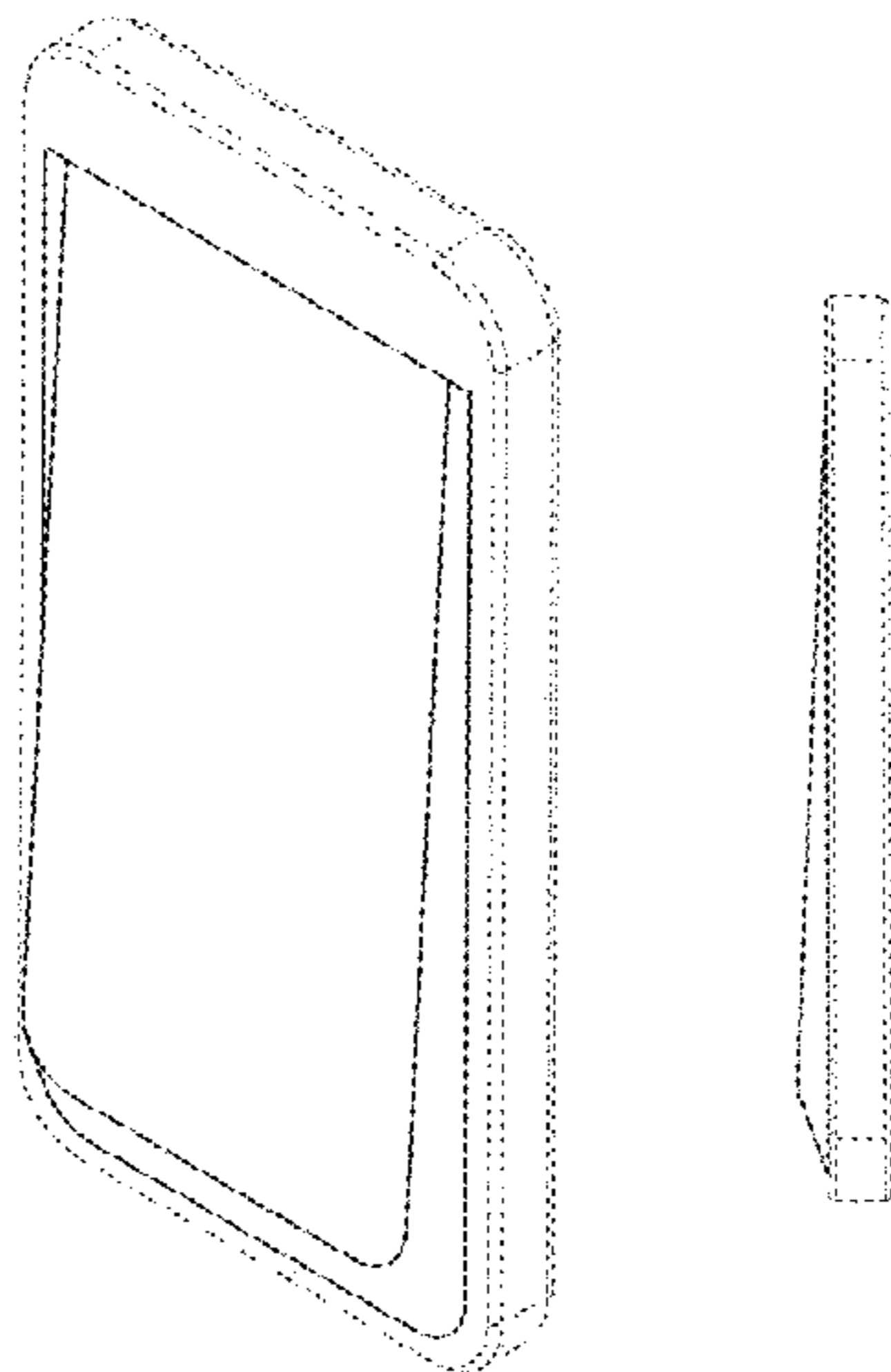
The ornamental design for a smartphone case attachment, as shown and described.

DESCRIPTION

FIG. 1 is a front perspective view of a smartphone case attachment showing the new design; FIG. 2 is a front view thereof; FIG. 3 is a top view thereof; FIG. 4 is a right side view thereof; FIG. 5 is a rear view thereof; FIG. 6 is a bottom view thereof; and, FIG. 7 is a left side view thereof.

The broken lines shown in the drawings depict portions of a smartphone that forms no part of the claimed design.

1 Claim, 3 Drawing Sheets



(56)

References Cited

U.S. PATENT DOCUMENTS

6,230,350 B1 *	5/2001	Goldstein	A47C 20/026				
				5/636				
D454,913 S *	3/2002	Cheris	D19/92				
D476,690 S *	7/2003	Elmer	D20/10				
D477,045 S *	7/2003	Rieber	D21/811				
D499,769 S *	12/2004	Martin	D20/42				
D500,829 S *	1/2005	Hadley	D21/817				
D517,347 S *	3/2006	Hamilton	D16/242				
D610,852 S *	3/2010	Rothschild	D6/601				
D614,185 S *	4/2010	Chien	D14/374				
D655,559 S *	3/2012	Cheng	D6/601				
D662,002 S *	6/2012	Lee	D10/108				
D664,148 S *	7/2012	Josefek	D14/459				
D678,647 S *	3/2013	Parras	D34/32				
D691,096 S *	10/2013	Beroukas	D13/162				
D705,108 S *	5/2014	Lee	D10/108				
D705,813 S *	5/2014	Deguchi	D14/498				
D708,084 S *	7/2014	Lee	D10/108				
D708,752 S *	7/2014	Oberst	D24/190				
D724,597 S *	3/2015	Akana	D14/447				
D743,561 S *	11/2015	Maisch	D24/186				
D745,512 S *	12/2015	Lee	D14/336				
D748,515 S *	2/2016	Matsuyama	D10/108				
D749,061 S *	2/2016	Lee	D14/218				
D749,550 S *	2/2016	Shin	D14/239				
D780,177 S *	2/2017	Heck	D14/344				
D781,841 S *	3/2017	Salathe	D14/253				
D784,351 S *	4/2017	Akana	D14/447				
D789,362 S *	6/2017	Eljas	D14/366				
D800,137 S *	10/2017	Chen	D14/457				
D803,152 S *	11/2017	Hou	D13/108				
D805,068 S *	12/2017	Satzger	D14/341				
D805,325 S *	12/2017	Chan	D6/601				
D806,395 S *	1/2018	Jacob	D3/321				
D807,401 S *	1/2018	Xu	D14/496				
D808,960 S *	1/2018	Chan	D14/341				
D820,323 S *	6/2018	Morris	D15/9.2				
D821,096 S *	6/2018	Dentamaro	D3/249				
2017/0346934 A1 *	11/2017	Dentamaro	H04M 1/7253				

* cited by examiner




FIG. 1

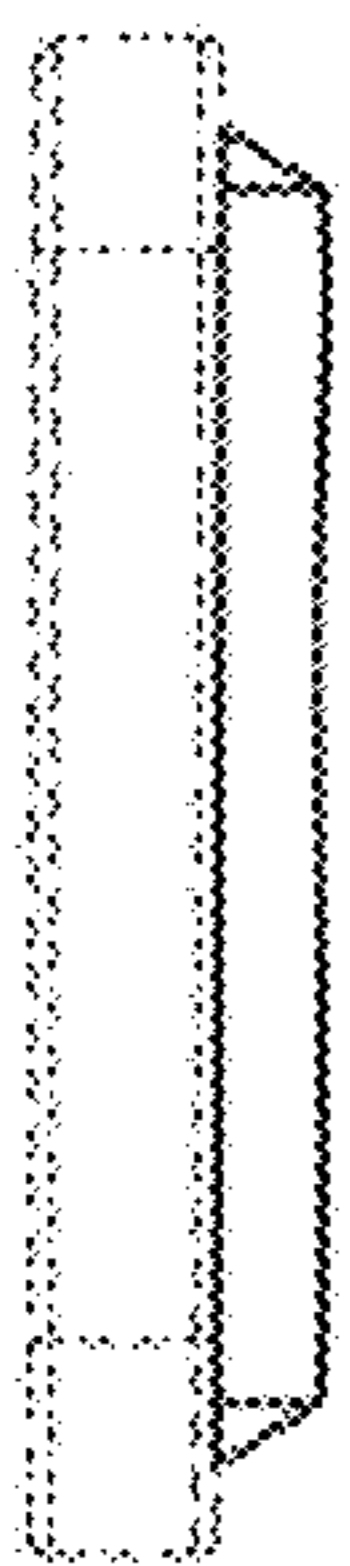


FIG. 3




FIG. 2




FIG. 4




FIG. 7




FIG. 5




FIG. 6