



US00D847807S

(12) **United States Design Patent**
Wright et al.

(10) **Patent No.:** **US D847,807 S**
(45) **Date of Patent:** **** May 7, 2019**

(54) **PHONE CASE**

(71) Applicant: **CATALYST LIFESTYLE LIMITED**,
North Point (HK)

(72) Inventors: **Joshua Wright**, Hong Kong Sar (CN);
June Lai, Hong Kong Sar (CN)

(73) Assignee: **Catalyst Lifestyle Limited**, North Point
(HK)

(**) Term: **15 Years**

(21) Appl. No.: **29/657,566**

(22) Filed: **Jul. 24, 2018**

(51) **LOC (11) Cl.** **14-03**

(52) **U.S. Cl.**
USPC **D14/250**

(58) **Field of Classification Search**
USPC D14/248, 439, 203.3–203.7, 447, 238.1,
D14/251–253, 217, 240, 250, 440;
(Continued)

(56) **References Cited**

U.S. PATENT DOCUMENTS

D597,089 S * 7/2009 Khan D14/250
D622,716 S * 8/2010 Andre D14/250
(Continued)

Primary Examiner — Carla J Wright

(74) *Attorney, Agent, or Firm* — Dinsmore & Shohl LLP

(57) **CLAIM**

The ornamental design for a phone case, as shown and described.

DESCRIPTION

FIG. 1 is a perspective view of the rear, bottom and one-side of a phone case showing the first embodiment of our new design;

FIG. 2 is a perspective view of the front, top and side of the phone case of FIG. 1;

FIG. 3 is an elevational view of the rear of the phone case of FIG. 1;

FIG. 4 is an elevational view of the front of the phone case of FIG. 1;

FIG. 5 is an elevational view of one side of the phone case of FIG. 1;

FIG. 6 is an elevational view of the opposite side of the phone case of FIG. 1;

FIG. 7 is a plan view of the top of the phone case of FIG. 1; and

FIG. 8 is a plan view of the bottom of the phone case of FIG. 1;

FIG. 9 is a perspective view of the rear, bottom and-one side of a phone case showing the second embodiment of our new design;

FIG. 10 is a perspective view of the front, top and side of the phone case of FIG. 9;

FIG. 11 is an elevational view of the rear of the phone case of FIG. 9;

FIG. 12 is an elevational view of the front of the phone case of FIG. 9;

FIG. 13 is an elevational view of one side of the phone case of FIG. 9;

FIG. 14 is an elevational view of the opposite side of the phone case of FIG. 9;

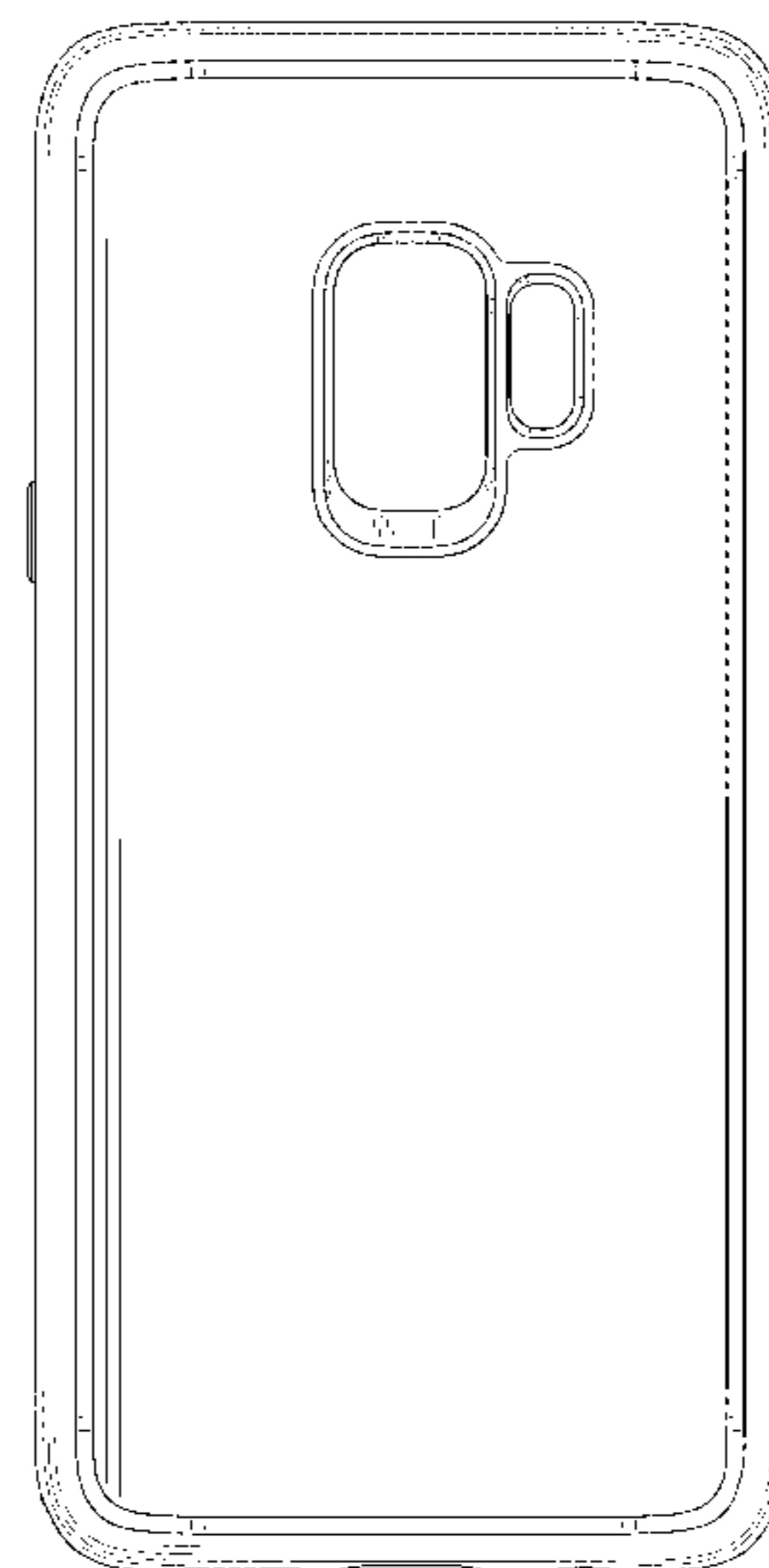
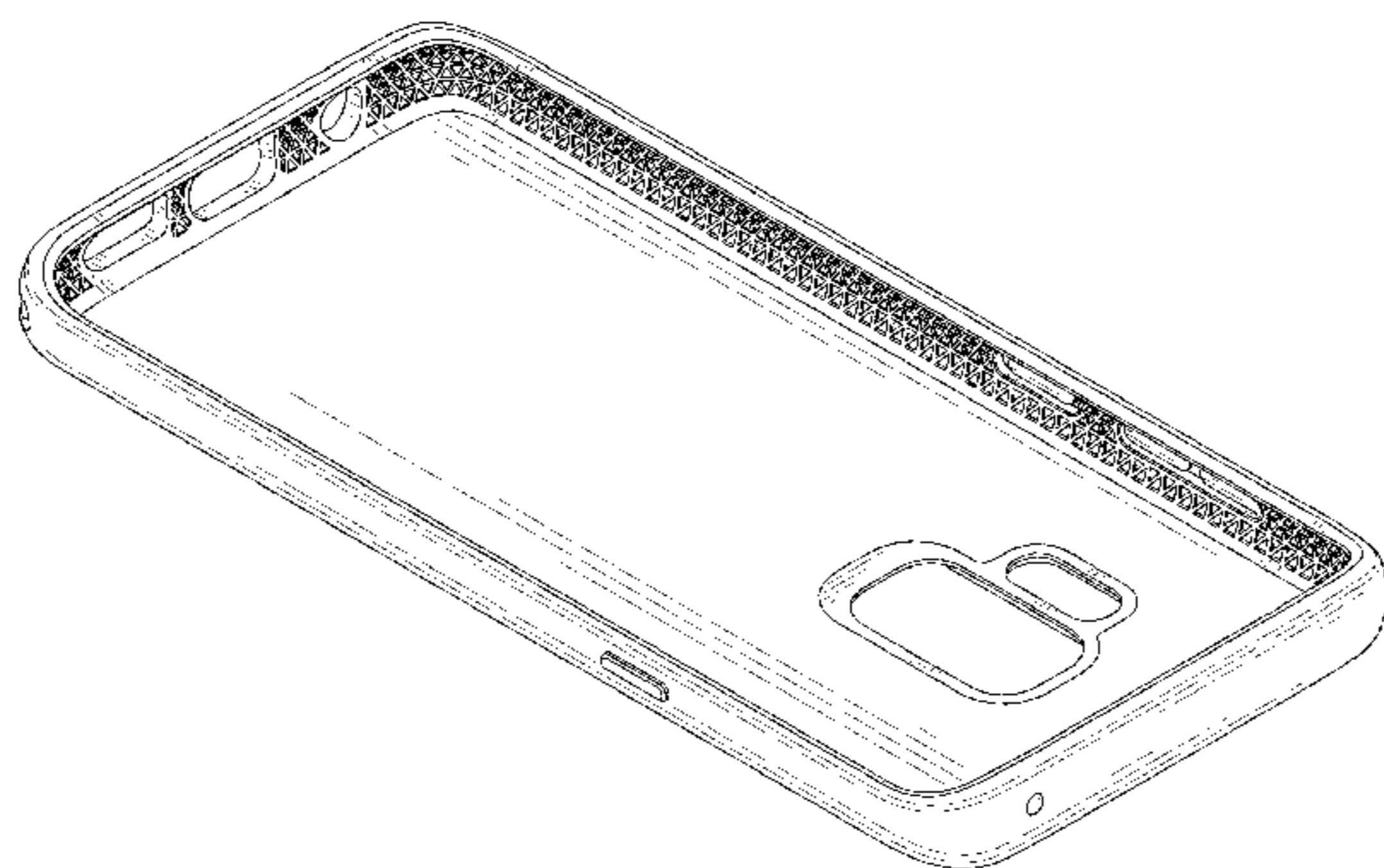
FIG. 15 is a plan view of the top of the phone case of FIG. 9;

FIG. 16 is a plan view of the bottom of the phone case of FIG. 9; and,

FIG. 17 is an enlarged detail view of the encircled region of FIG. 10.

The appearance of the interior triangular pattern shown in the enlarged detail view of FIG. 17 is also representative of the appearance of the corresponding interior triangular pattern of the first embodiment of the claimed design.

1 Claim, 17 Drawing Sheets



US D847,807 S

Page 2

(58) **Field of Classification Search**

USPC D3/201, 218, 247, 269, 273, 301, 303;
D13/103, 107-108, 119
CPC H04B 1/3888; H04M 1/0283; H04M
1/0202; A45C 1/06; A45C 11/00; A45C
13/02; A45C 2011/002; A45F 2005/026;
A45F 2200/0525; A45F 2200/0516
See application file for complete search history.

(56) **References Cited**

U.S. PATENT DOCUMENTS

D625,303 S 10/2010 Kim
D654,069 S 2/2012 Kwon et al.
D657,354 S 4/2012 Kim
D675,606 S * 2/2013 Adelman D14/250
D676,432 S 2/2013 Hasbrook et al.
D683,136 S * 5/2013 Wilson D3/218
D689,852 S 9/2013 Azoulay
D690,292 S * 9/2013 Bibla D14/250
D694,759 S * 12/2013 Chang D14/440
D700,598 S 3/2014 Kim
D709,057 S * 7/2014 Wilson D14/250
D716,784 S 11/2014 Wen
D718,756 S * 12/2014 Barfoot D14/250

D718,759 S 12/2014 Barfoot et al.
D721,360 S * 1/2015 Laffon de Mazieres D14/250
D731,472 S * 6/2015 Lee D14/250
D733,696 S 7/2015 Burgett et al.
D737,263 S * 8/2015 Armstrong D14/250
D743,389 S * 11/2015 Akana D14/250
D748,614 S 2/2016 Ju
D754,652 S * 4/2016 Roberts D14/250
D762,202 S * 7/2016 Tseng D14/250
D765,638 S * 9/2016 Gaylord D14/250
D765,645 S * 9/2016 Kim D14/250
D771,027 S 11/2016 Prstojevic et al.
D772,210 S * 11/2016 Igarashi D14/250
D772,854 S * 11/2016 Igarashi D14/250
D786,853 S * 5/2017 Friedland D14/250
D791,113 S * 7/2017 Tien D14/250
D795,237 S * 8/2017 Jung D13/108
D819,622 S * 6/2018 Wright D14/250
D820,822 S * 6/2018 Wright D14/250
2014/0357330 A1 * 12/2014 Lin H04M 1/0283
455/575.8
2015/0195938 A1 * 7/2015 Witter H05K 5/03
206/521
2016/0094263 A1 * 3/2016 Fathollahi H04B 1/3888
455/575.8

* cited by examiner

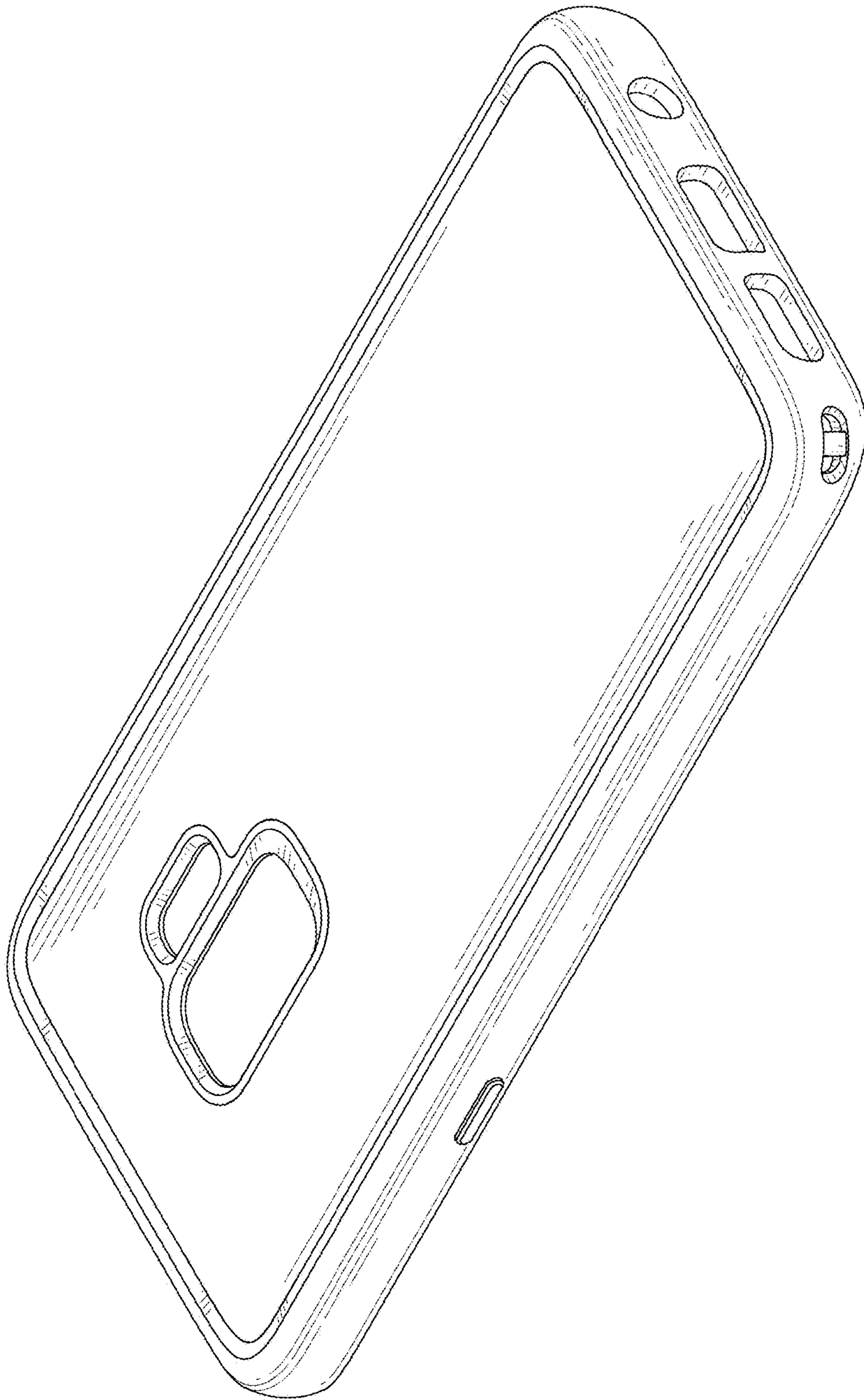


FIG. 1

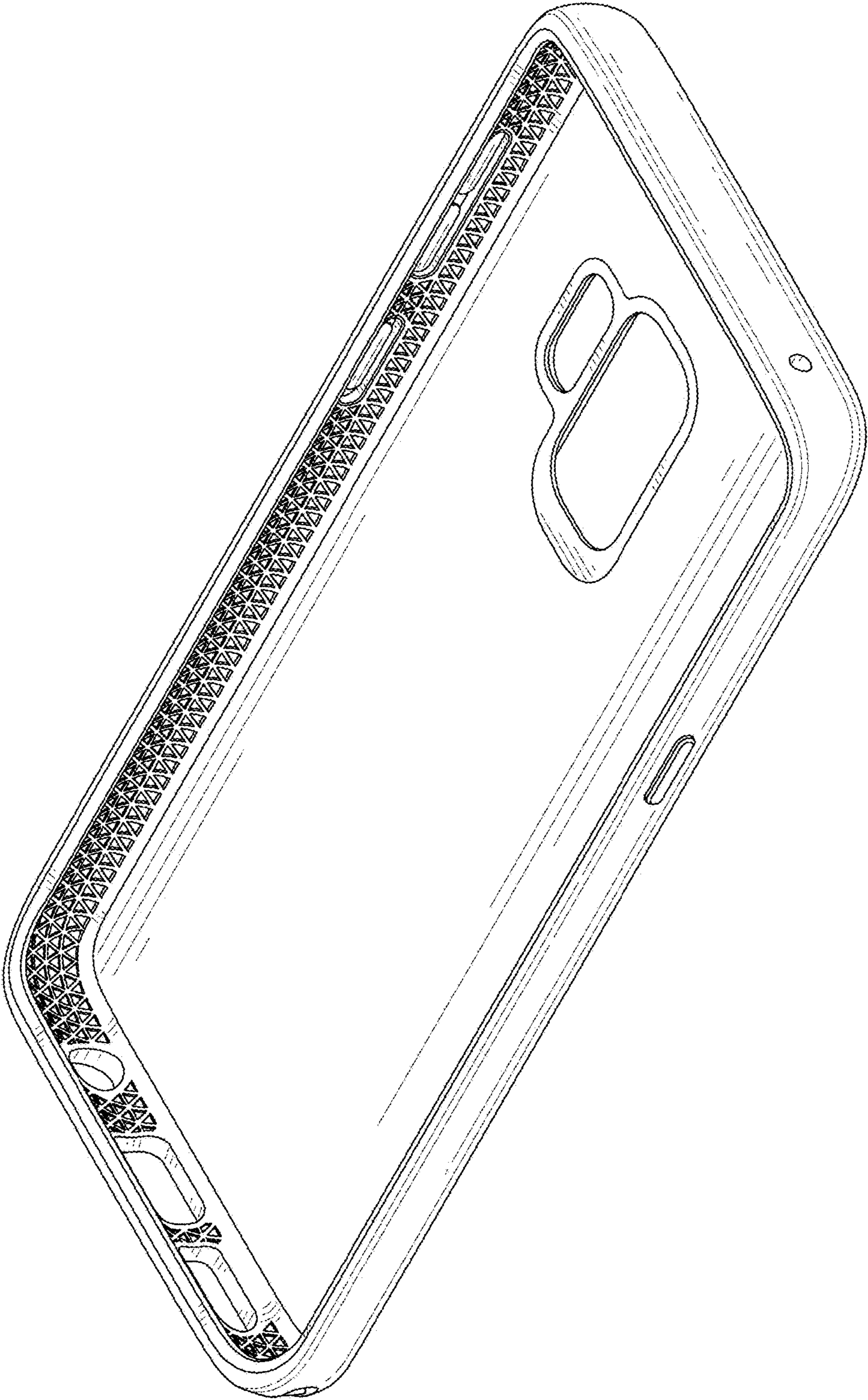


FIG. 2

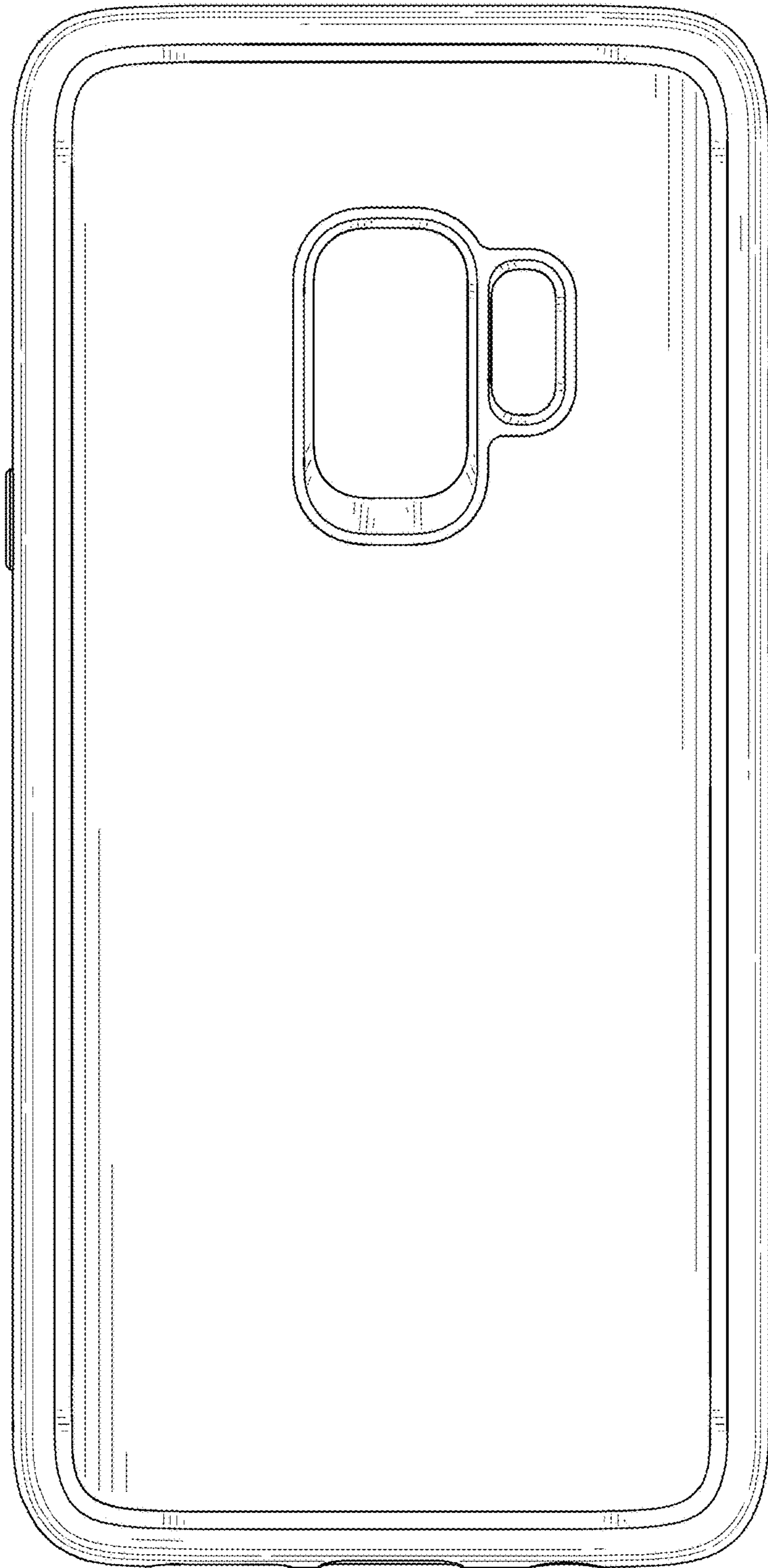


FIG. 3




FIG. 4

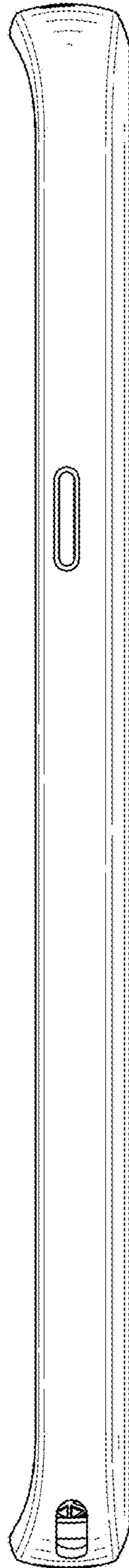


FIG. 5

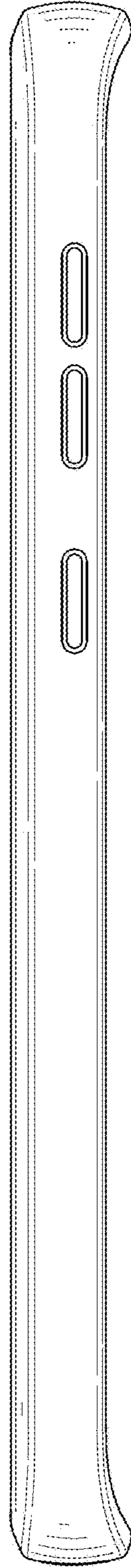


FIG. 6




FIG. 7

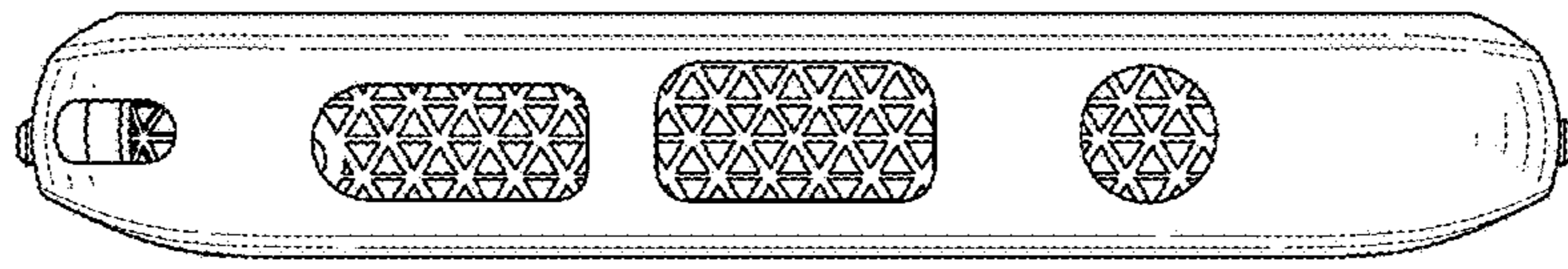


FIG. 8

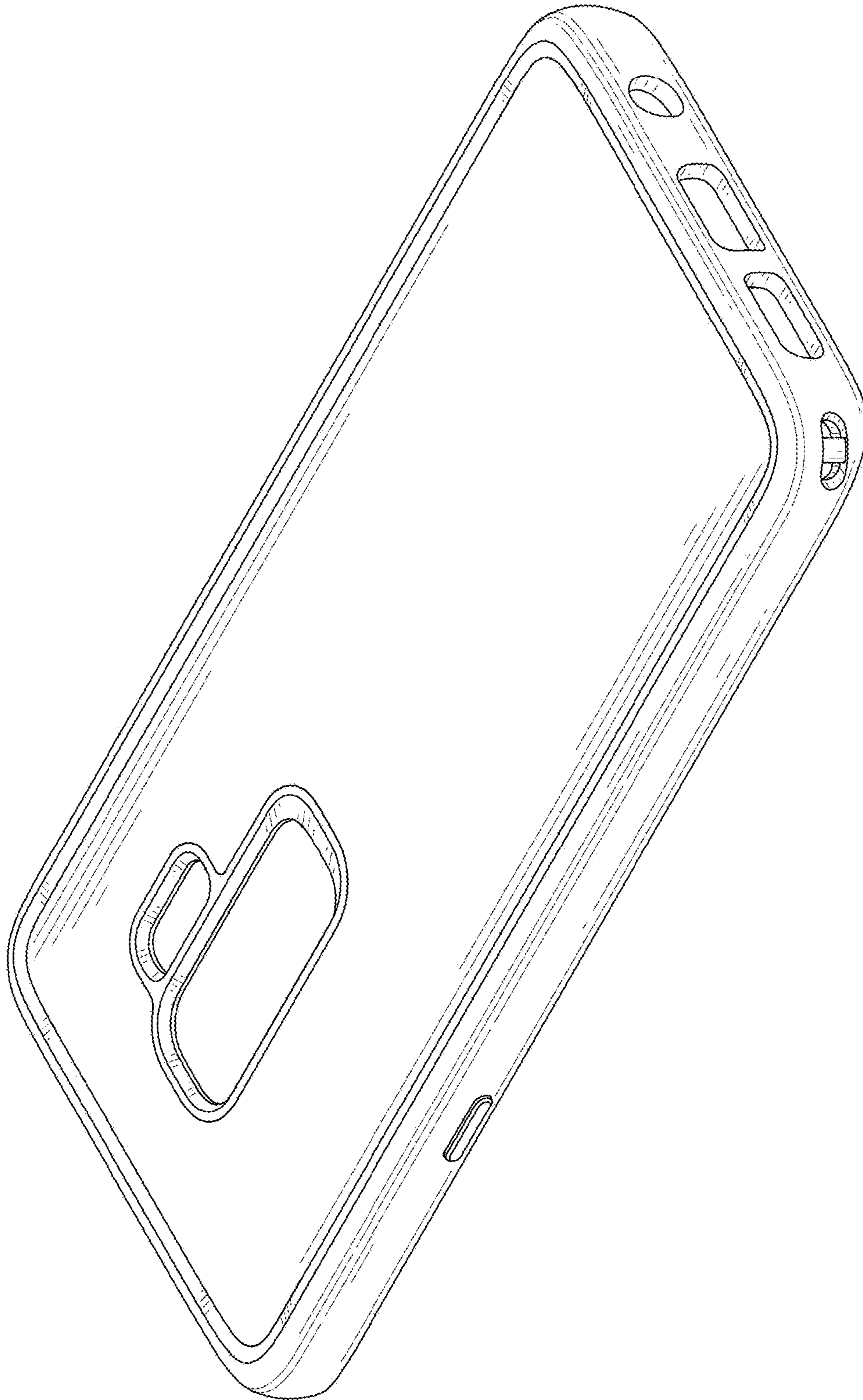


FIG. 9

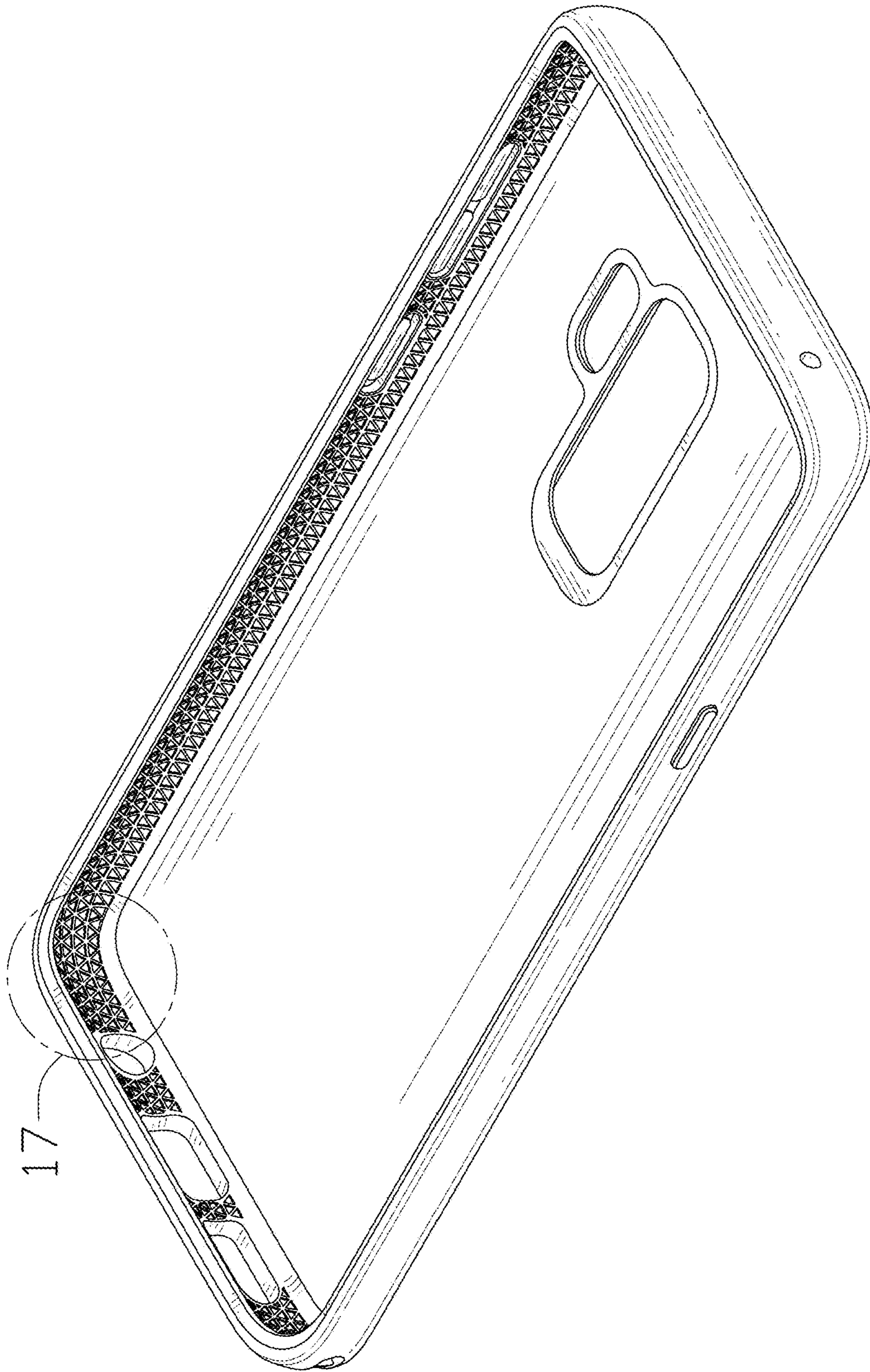


FIG. 10

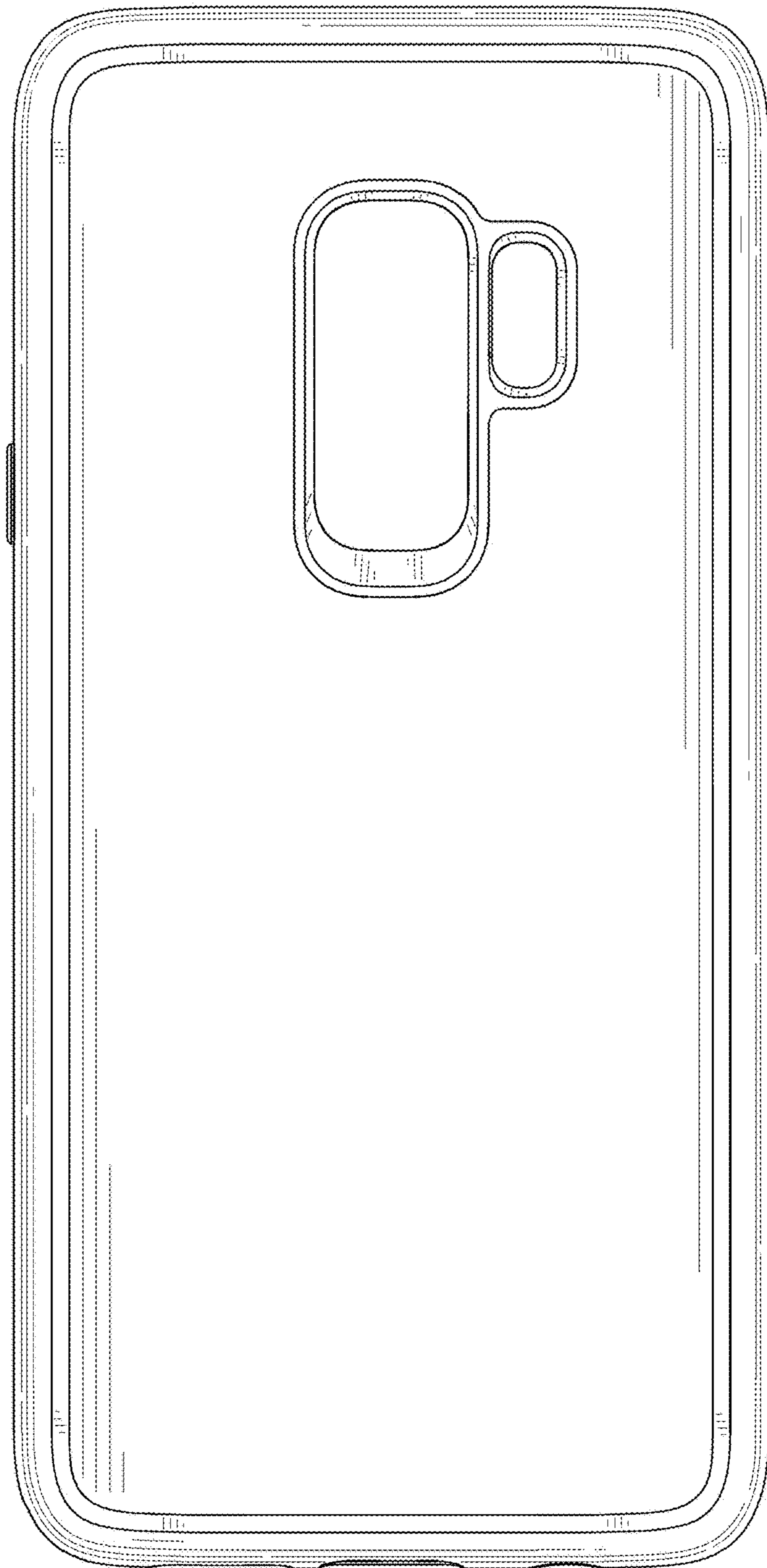


FIG. 11

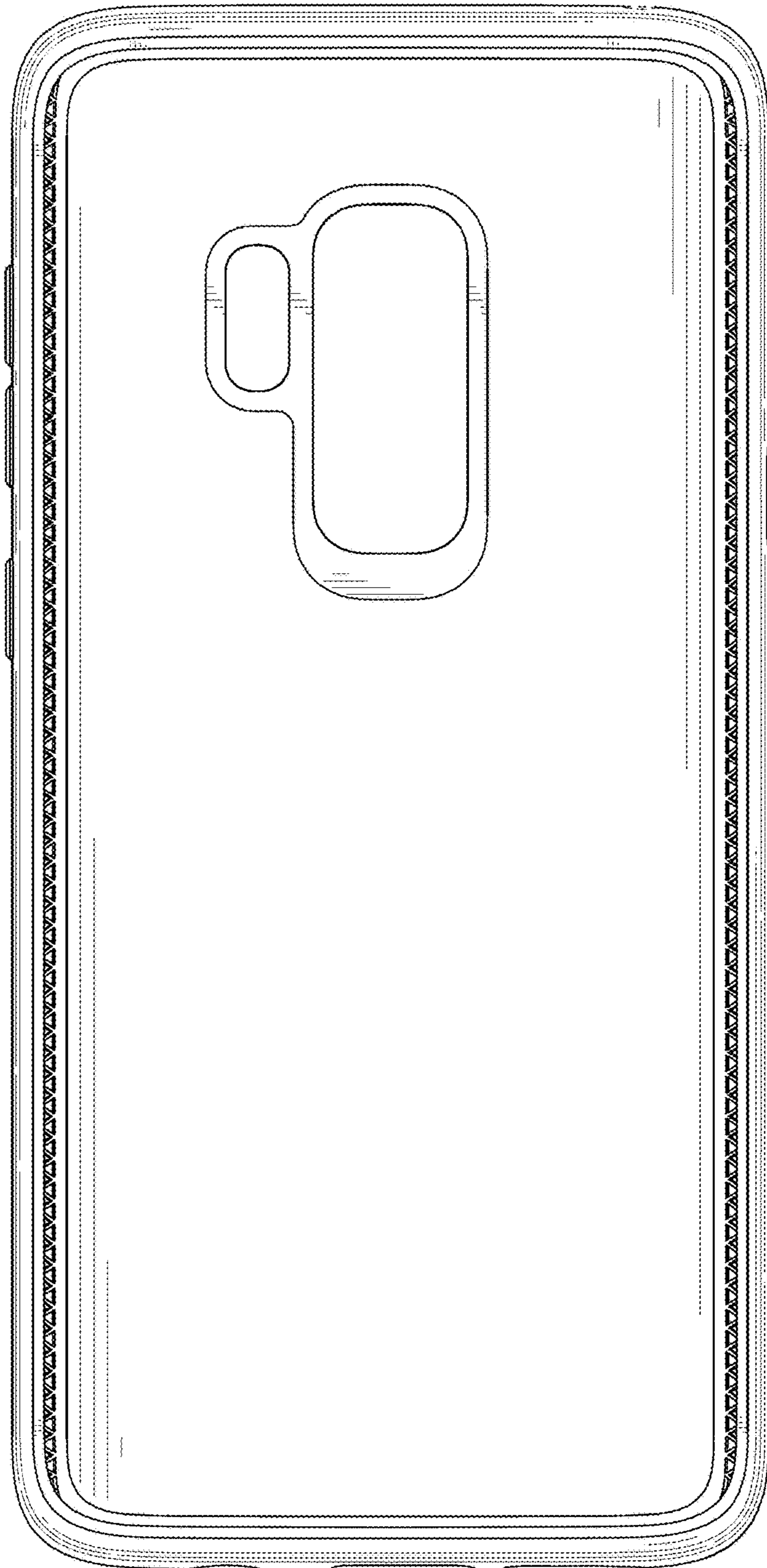


FIG. 12




FIG. 13




FIG. 14

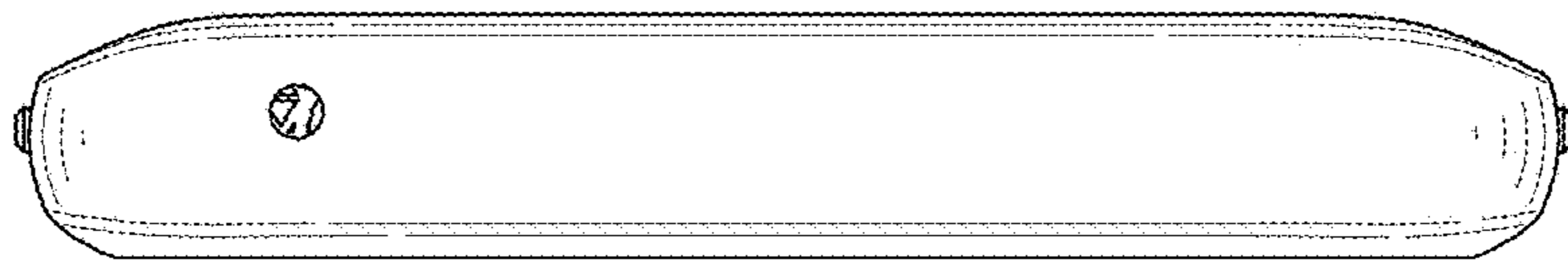


FIG. 15

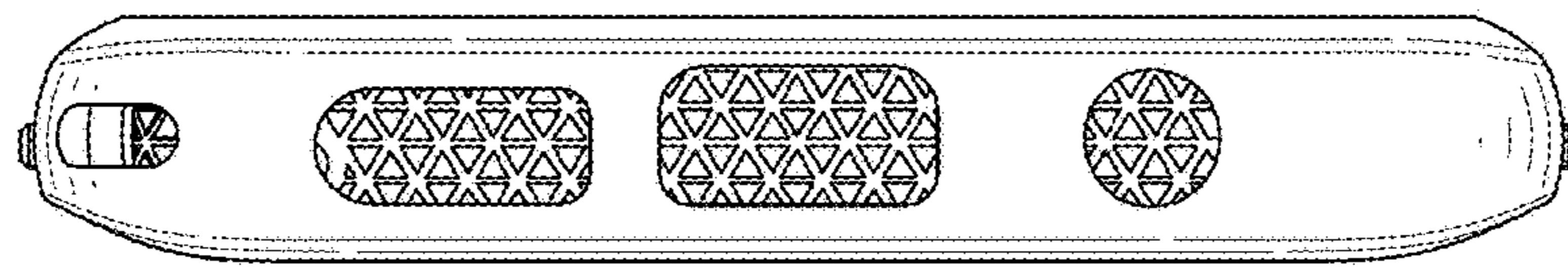


FIG. 16

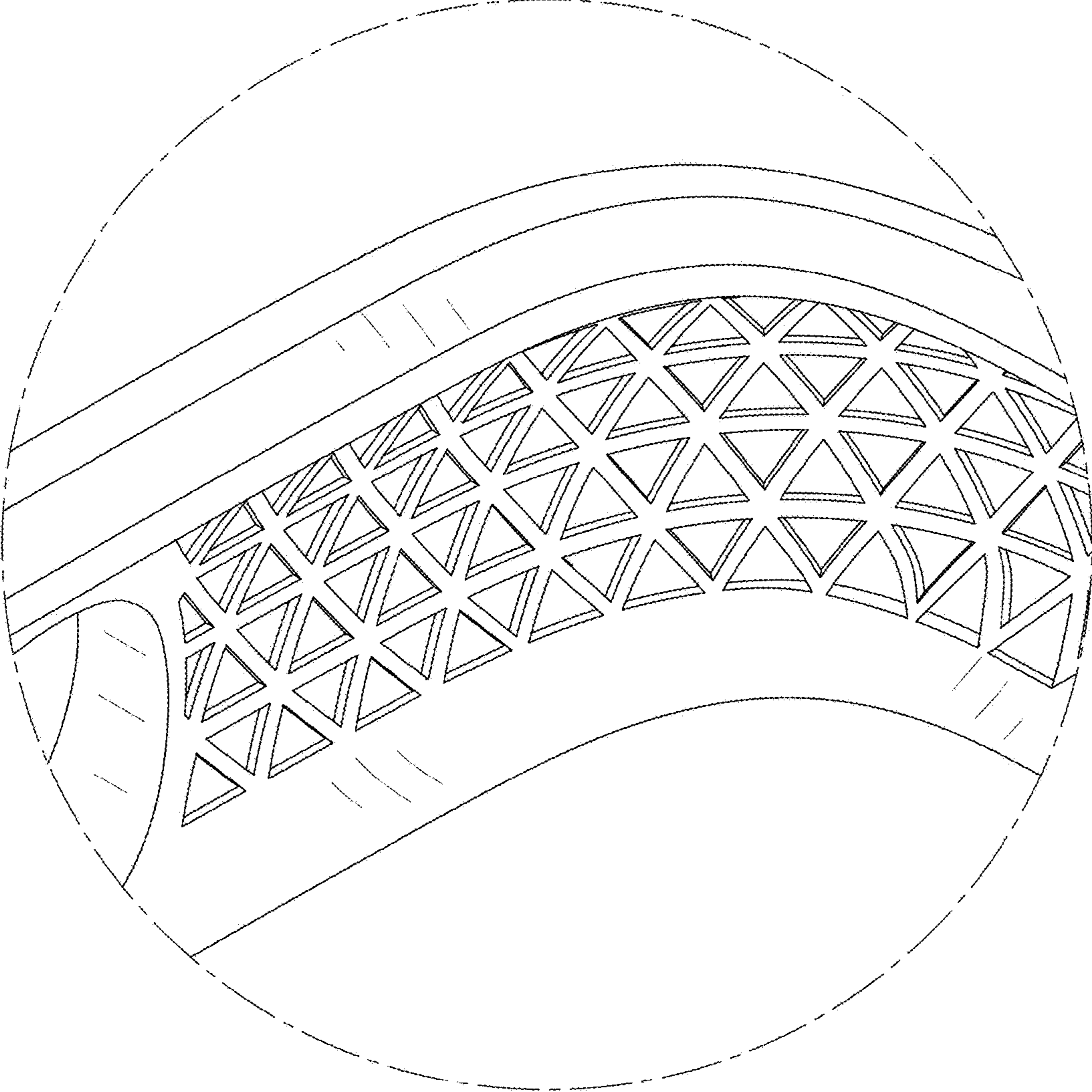


FIG. 17