



US00D847804S

(12) **United States Design Patent**
Polseno

(10) **Patent No.:** **US D847,804 S**
(45) **Date of Patent:** **** May 7, 2019**

(54) **CELL PHONE CASE**

(71) Applicant: **SWYVZ, LLC.,** Smithfield, RI (US)
(72) Inventor: **Derrick Polseno,** Smithfield, RI (US)
(73) Assignee: **SWYVZ, LLC.,** Smithfield, RI (US)
(**) Term: **15 Years**

(21) Appl. No.: **29/603,522**

(22) Filed: **May 10, 2017**

(51) **LOC (11) Cl.** **14-03**

(52) **U.S. Cl.**
USPC **D14/250**

(58) **Field of Classification Search**
USPC D14/248, 439, 203.3-203.7, 447, 238.1,
D14/440, 251-253, 217, 240, 250;
D3/201, 218, 247, 269, 273, 301, 303;
D13/103, 107-108, 119
CPC H04B 1/3888; H04M 1/0283; H04M
1/0202; A45C 1/06; A45C 2011/002;
A45C 11/00; A45C 13/02; A45F
2005/026; A45F 2200/0525; A45F
2200/0516

See application file for complete search history.

(56) **References Cited**

U.S. PATENT DOCUMENTS

5,833,100	A	11/1998	Kim	
6,249,684	B1	6/2001	Hasegawa	
7,597,225	B2	10/2009	Badillo et al.	
D605,188	S *	12/2009	Martinez	D14/253
D647,085	S *	10/2011	Chung	A45C 11/00 D14/250
8,049,727	B2 *	11/2011	Hanson	G06F 1/1601 345/156
D670,691	S *	11/2012	Novak	D14/253
D687,428	S *	8/2013	Kim	D14/253
8,560,031	B2 *	10/2013	Barnett	F16M 11/10 455/575.8
8,636,183	B1	1/2014	Steiner	

8,763,795	B1	7/2014	Oten et al.	
D715,791	S *	10/2014	Yu	D14/253
8,861,714	B1	10/2014	Leibenhaut et al.	
D718,290	S *	11/2014	Whitten	D14/250
8,960,630	B2 *	2/2015	Fu	F16M 11/10 248/371
8,960,634	B2	2/2015	Le Gette et al.	
D730,887	S *	6/2015	Lindemann	D14/253
D749,069	S *	2/2016	Senoff	D14/251

(Continued)

FOREIGN PATENT DOCUMENTS

WO WO-2013019937 A1 2/2013

Primary Examiner — Carla J Wright

(74) *Attorney, Agent, or Firm* — Adler Pollock & Sheehan P.C.; Daniel J. Holmader, Esq.

(57) **CLAIM**

The ornamental design for a cell phone case, as shown and described.

DESCRIPTION

FIG. 1 is a front elevation view of a cell phone case showing my new design;

FIG. 2 is a top view thereof;

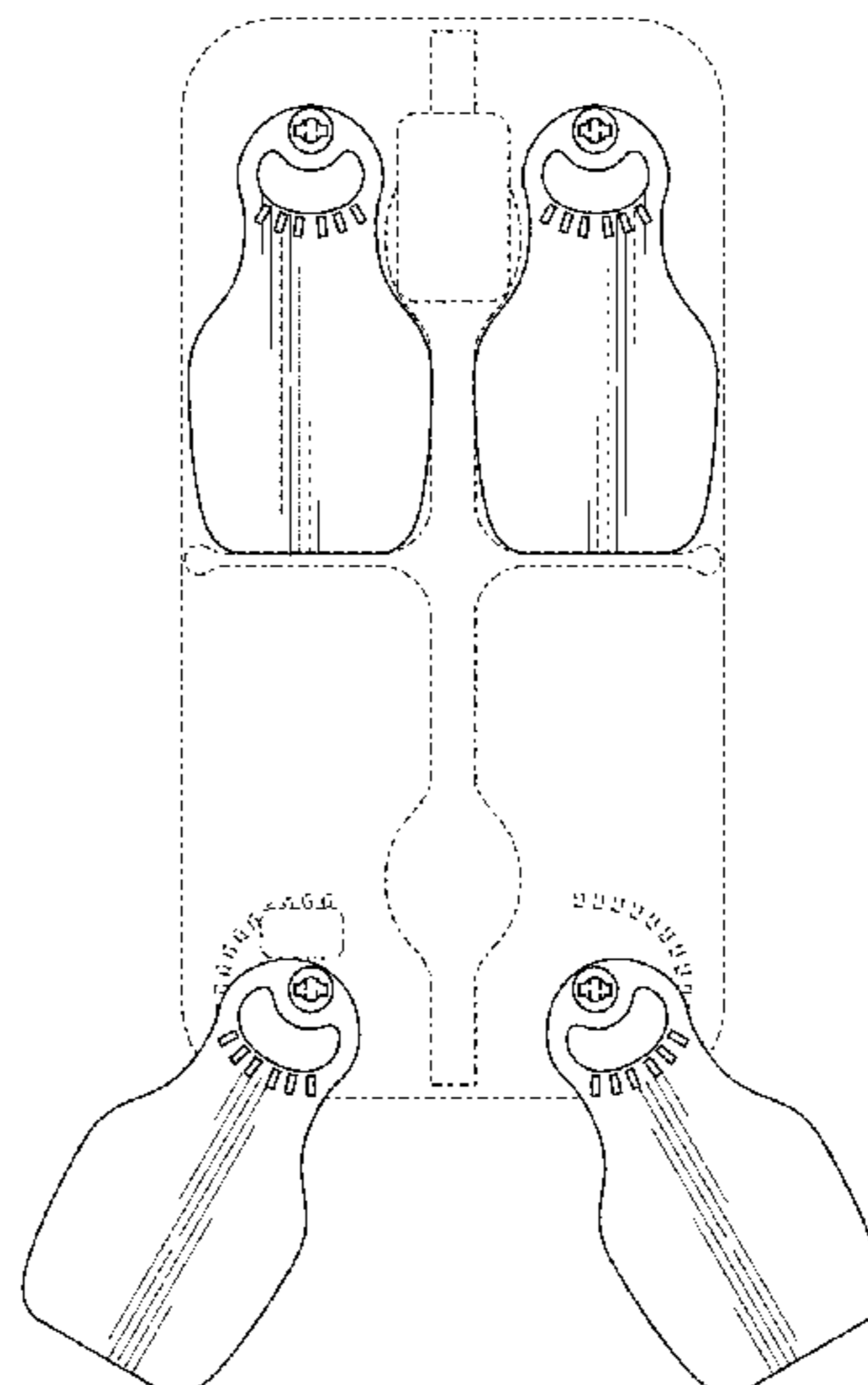
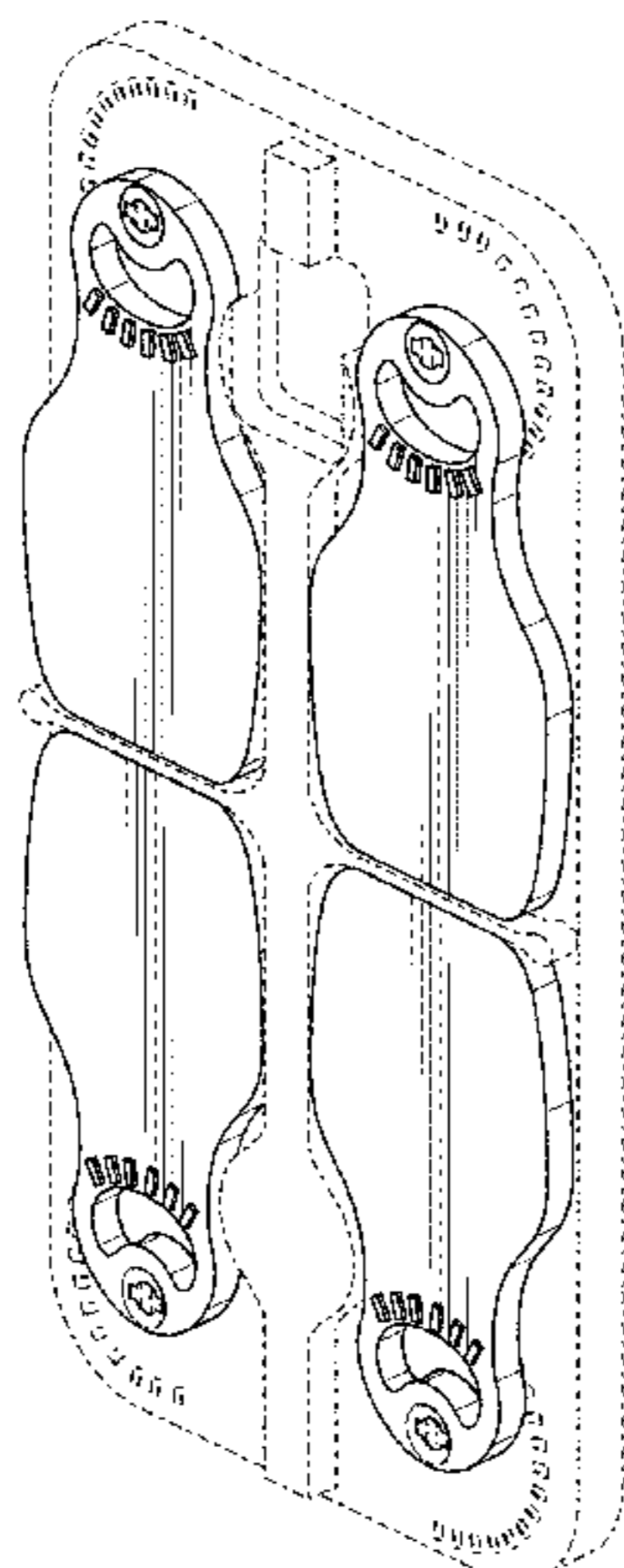
FIG. 3 is a front perspective view thereof;

FIG. 4 is a front elevation thereof, showing two lower elements of the cell phone case in an alternate configuration; FIG. 5 is an exploded front perspective view thereof, showing the four elements of the cell phone case separated from the environmental subject matter for clarity of disclosure; and,

FIG. 6 is an exploded rear perspective view thereof in which the environmental subject matter is shown separated for clarity of disclosure.

The broken lines throughout the drawing figures depict environmental subject matter that forms no part of the claimed design.

1 Claim, 6 Drawing Sheets



(56)

References Cited

U.S. PATENT DOCUMENTS

D749,558 S * 2/2016 Nielsen D14/251
 D750,059 S * 2/2016 Atteridge D14/252
 9,301,584 B2* 4/2016 Butts A45C 11/00
 9,423,671 B2 8/2016 O'Neill et al.
 9,473,190 B1 10/2016 Sandlofer
 D777,154 S * 1/2017 McGowan D14/250
 D778,275 S * 2/2017 Gabriel D14/250
 D780,739 S * 3/2017 Kalbach D14/250
 9,653,934 B2 5/2017 Forristall et al.
 D791,759 S * 7/2017 Lin D14/250
 9,774,713 B2 9/2017 Guerdum et al.
 2013/0079066 A1 3/2013 Chan
 2014/0124388 A1* 5/2014 McGowan G06F 1/1626
 206/37
 2014/0124521 A1* 5/2014 Brown H05K 5/023
 220/756
 2014/0146193 A1* 5/2014 Yang H04N 5/23203
 348/211.4
 2014/0167431 A1 6/2014 Enkerlin et al.
 2015/0175309 A1* 6/2015 McGowan B65D 25/2882
 224/191
 2016/0070156 A1* 3/2016 Alster G03B 17/563
 396/424
 2016/0080024 A1 3/2016 Wilson et al.
 2016/0262513 A1* 9/2016 O'Neill A45C 11/00
 2017/0214783 A1* 7/2017 Filser H04M 1/72527

* cited by examiner

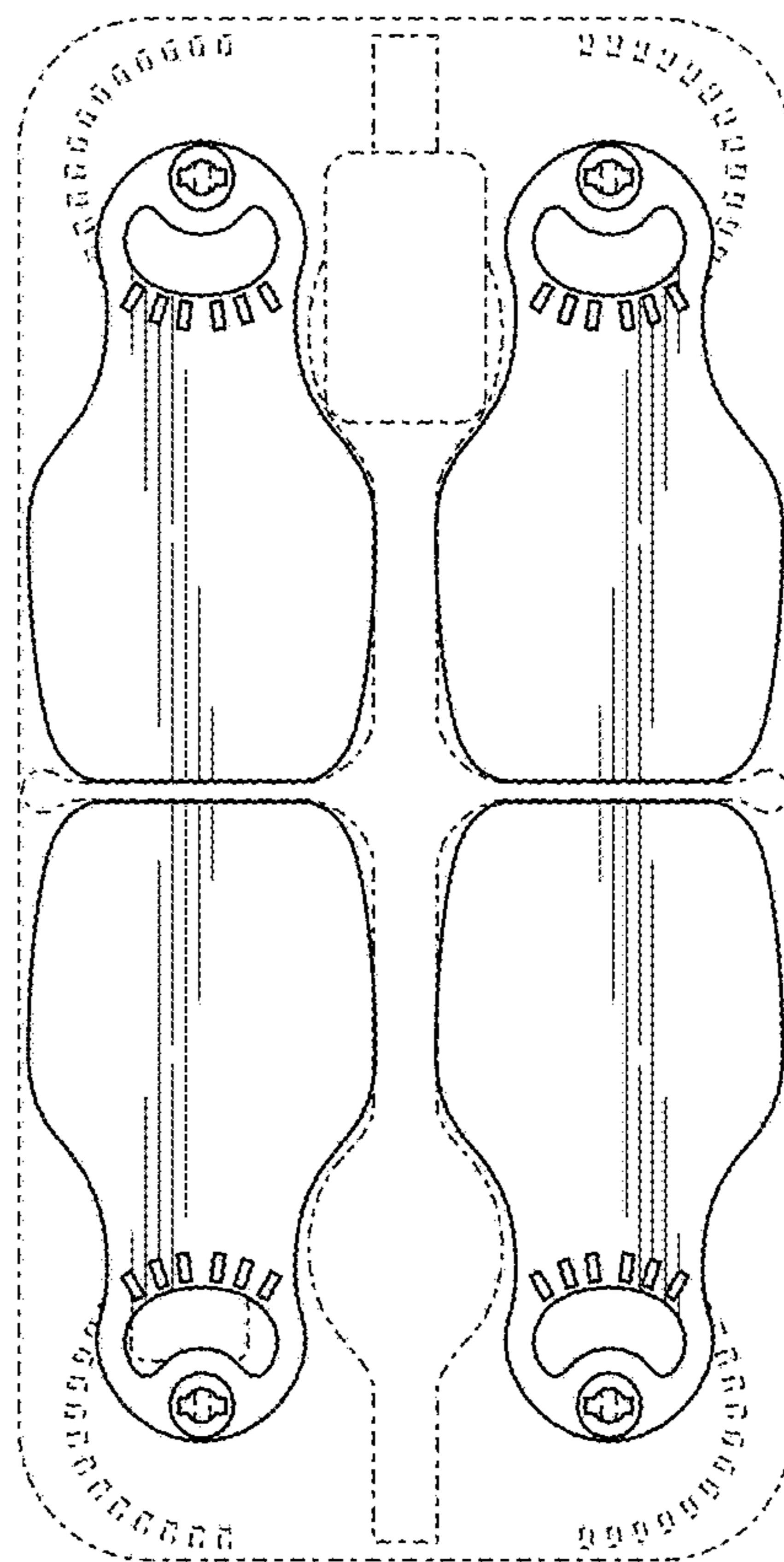


FIG. 1




FIG. 2

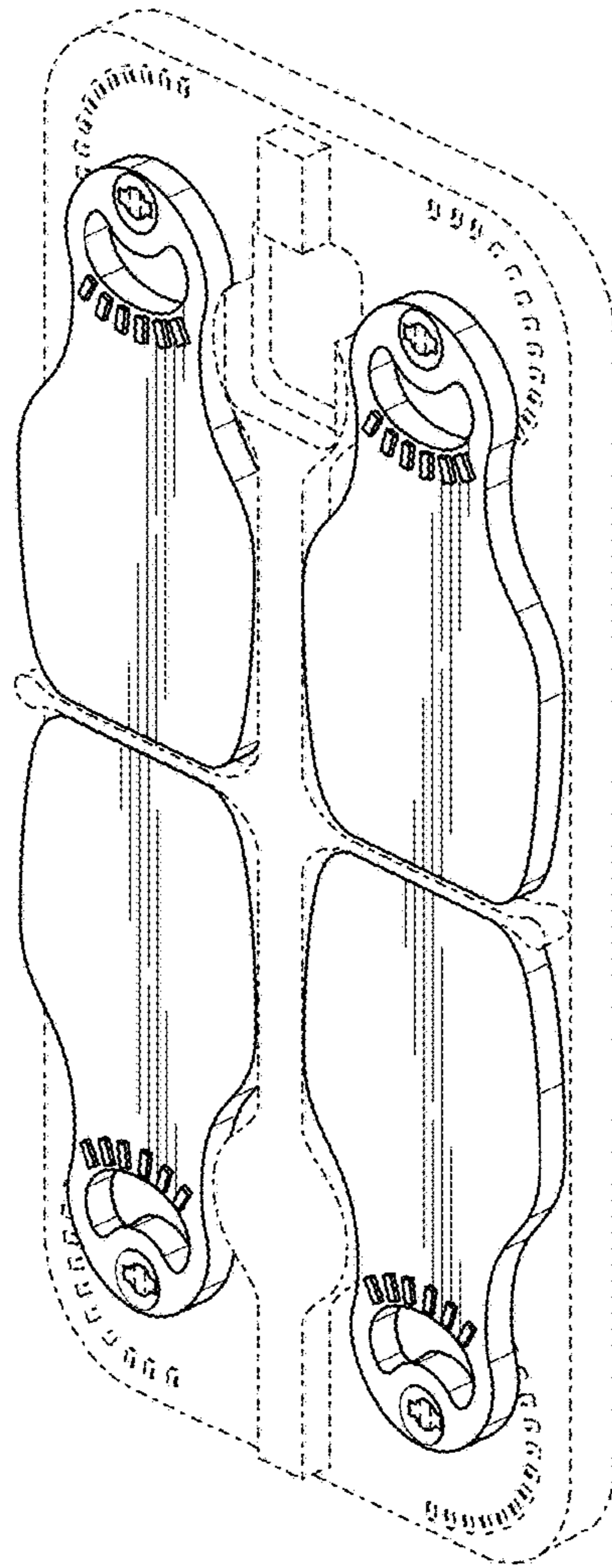


FIG. 3

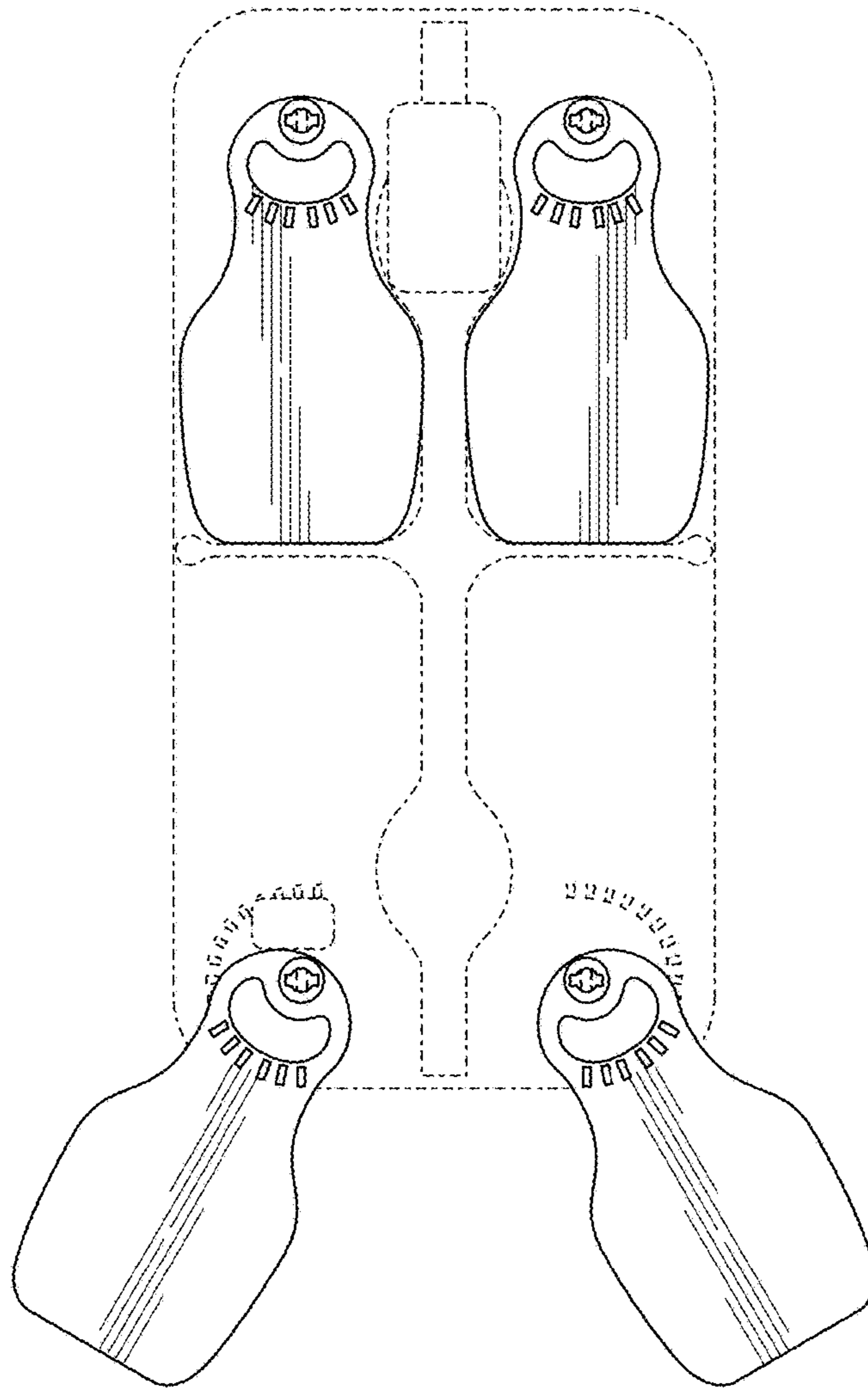


FIG. 4

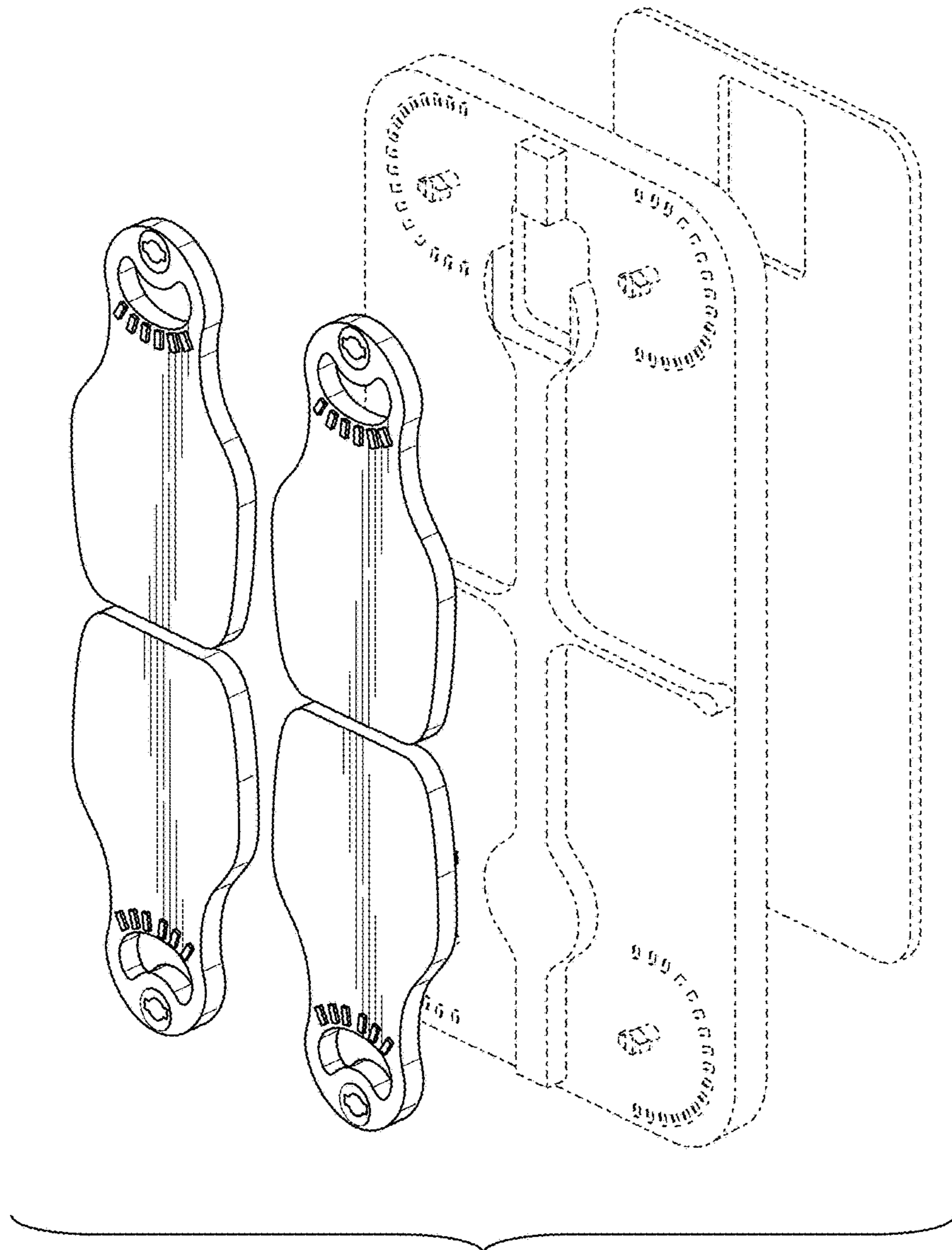


FIG. 5

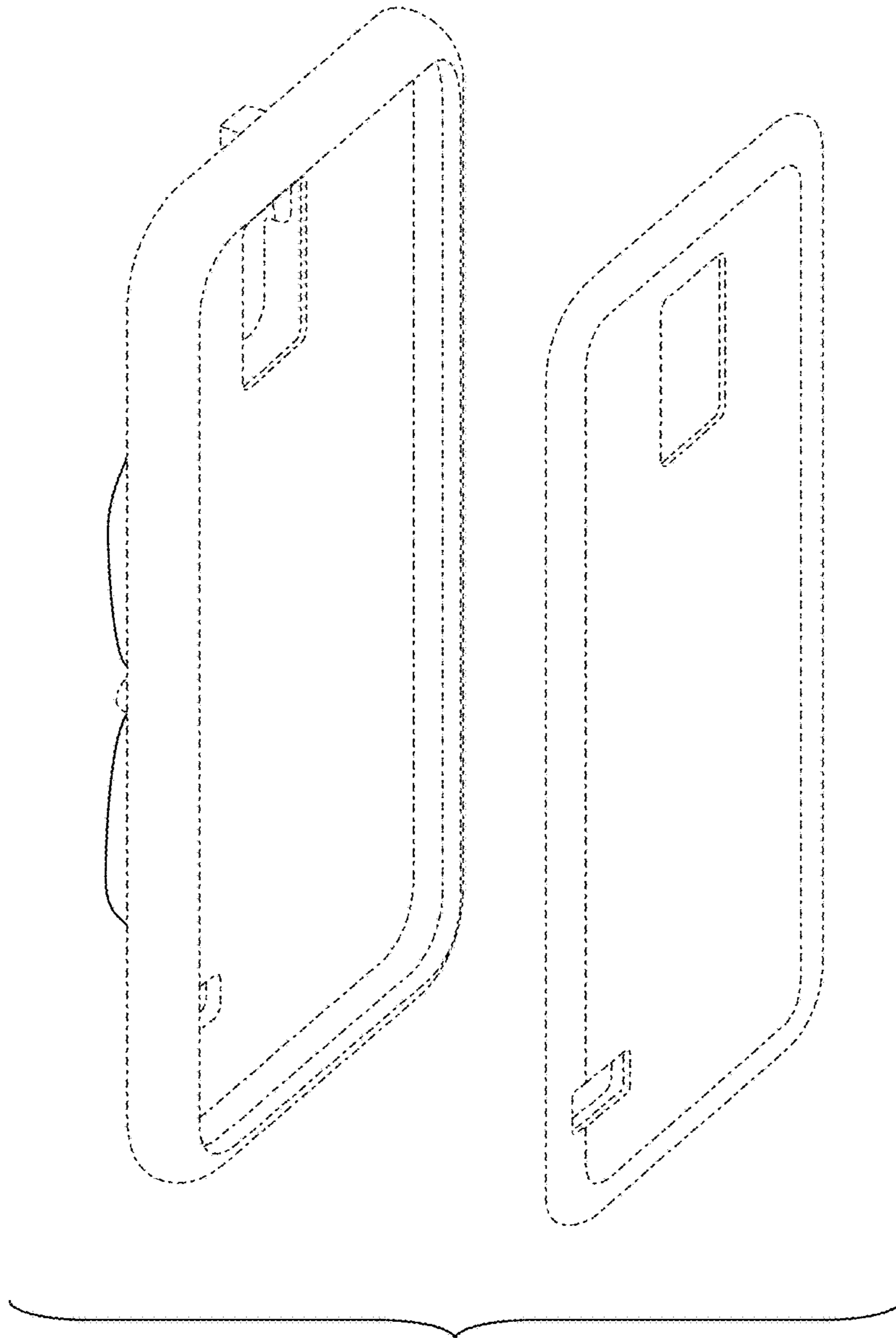


FIG. 6