



US00D847799S

(12) **United States Design Patent** (10) **Patent No.:** **US D847,799 S**
Radey (45) **Date of Patent:** **** May 7, 2019**

(54) **ANTENNA MAST**
(71) Applicant: **Bridgewood Inc.**, Manitowoc, WI (US)
(72) Inventor: **Charles A Radey**, Manitowoc, WI (US)
(73) Assignee: **Bridgewood Inc.**, Manitowoc, WI (US)
(**) Term: **15 Years**

(21) Appl. No.: **29/596,088**

(22) Filed: **Mar. 6, 2017**

(51) **LOC (11) Cl.** **14-03**

(52) **U.S. Cl.**
USPC **D14/238**

(58) **Field of Classification Search**
USPC D14/230-238, 299, 358; D6/653.18,
D6/653.22, 677; D21/441, 443, 451, 681;
343/702, 705, 708, 711, 713, 715, 720,
343/741, 744, 749, 752, 757, 766, 797,
343/829, 840, 846, 872, 873
CPC H01Q 1/1207; H01Q 1/12; E04H 12/00
See application file for complete search history.

(56) **References Cited**

U.S. PATENT DOCUMENTS

D290,121 S * 6/1987 Claxton D14/233
D321,693 S * 11/1991 Mailandt D14/234
D329,433 S * 9/1992 Wilson D14/234
D382,565 S * 8/1997 Martinson D14/230
D399,211 S * 10/1998 Cockson D14/233

D528,105 S * 9/2006 Green D14/230
D532,412 S * 11/2006 Yang D14/234
D561,745 S * 2/2008 Green D14/233
D561,746 S * 2/2008 Green D14/233
D696,231 S * 12/2013 Konishi D14/230
D703,640 S * 4/2014 Meiners F16M 13/02
D748,079 S * 1/2016 Dinsdale D14/238

* cited by examiner

Primary Examiner — Lakiya G Rogers

Assistant Examiner — Harold E Blackwell, II

(74) *Attorney, Agent, or Firm* — Rathe Lindenbaum LLP

(57) **CLAIM**

The ornamental design for an antenna mast, as shown and described.

DESCRIPTION

FIG. 1 is a top perspective view of an antenna mast;

FIG. 2 is a rear view thereof,

FIG. 3 is a front view thereof;

FIG. 4 is a right side view thereof,

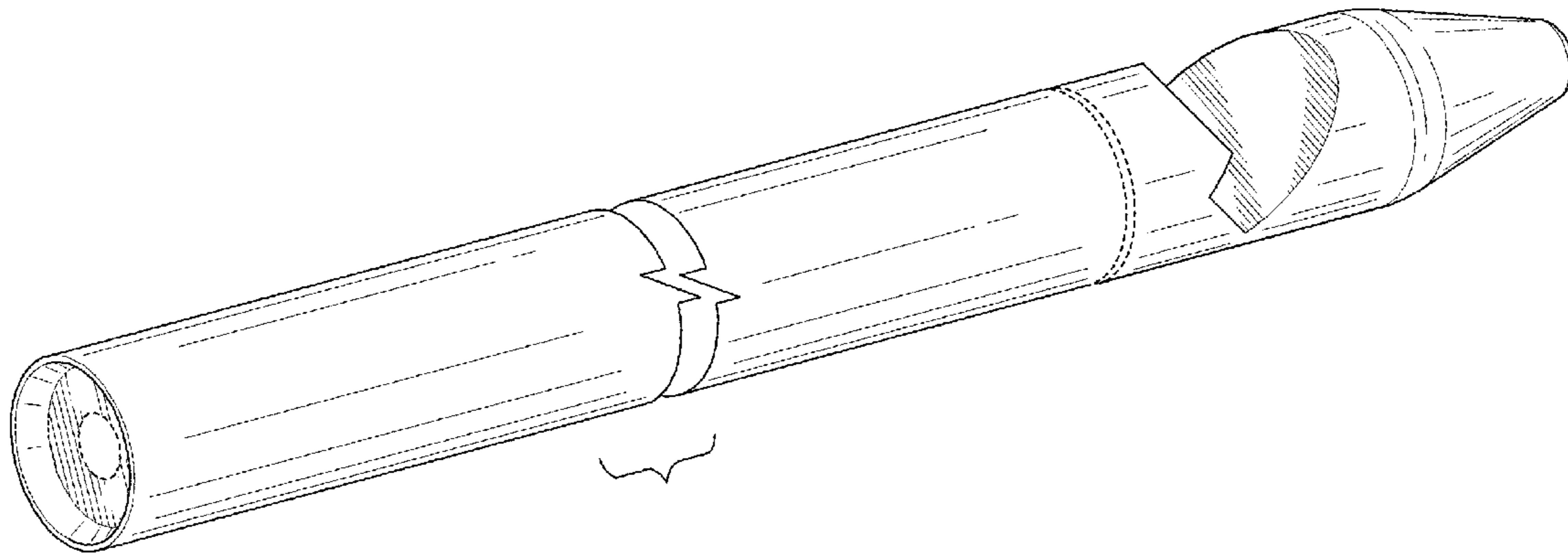
FIG. 5 is a left side view thereof;

FIG. 6 is a top thereof; and,

FIG. 7 is a bottom view thereof.

The broken lines in the drawings illustrate portions of the antenna mast which form no part of the claimed design. The antenna mast is shown with a symbolic break in its length. The appearance of any portion of the article between the breake lines forms no part of the claimed design.

1 Claim, 4 Drawing Sheets



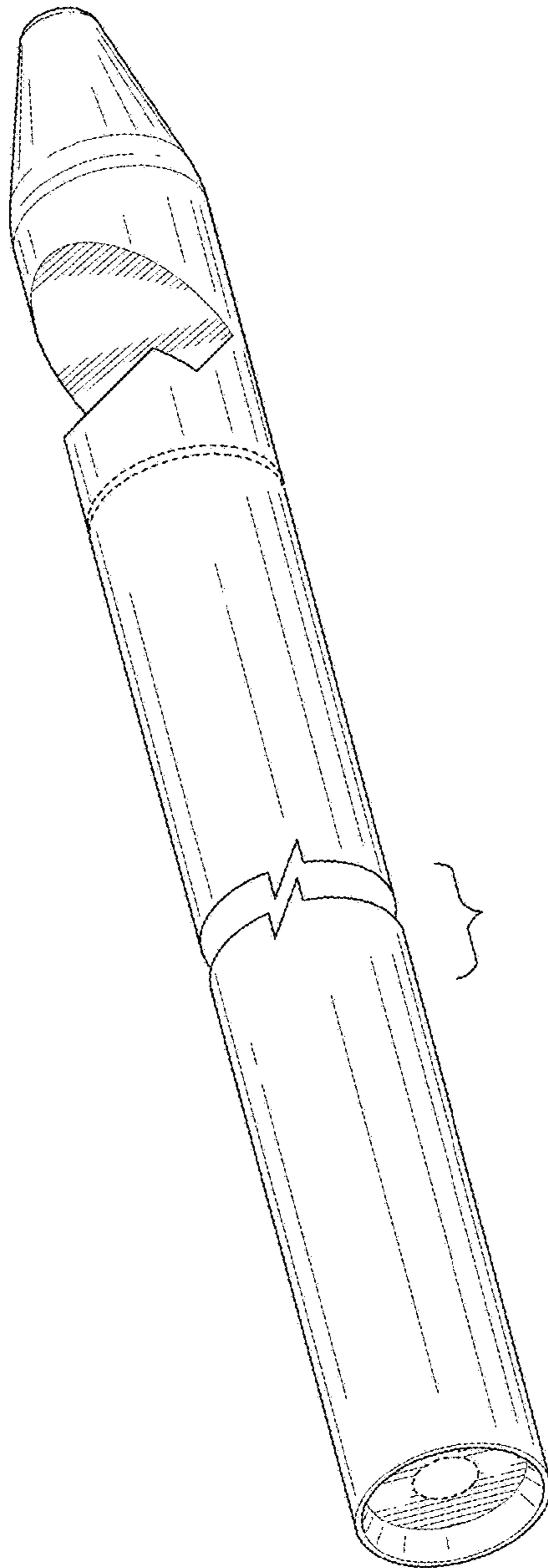


FIG. 1




FIG. 2




FIG. 3




FIG. 4




FIG. 5

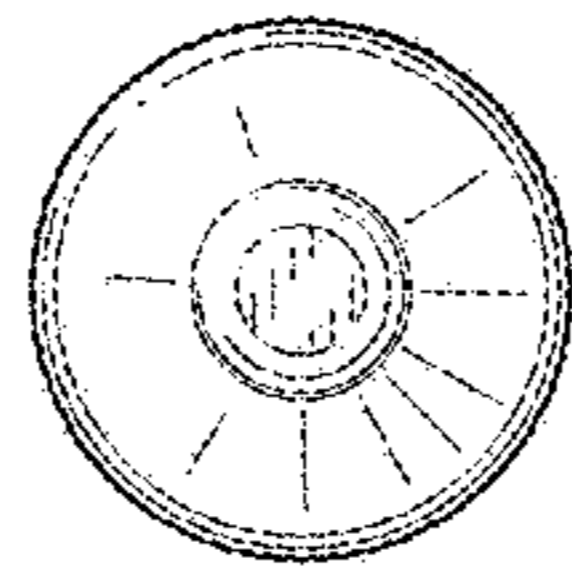


FIG. 6

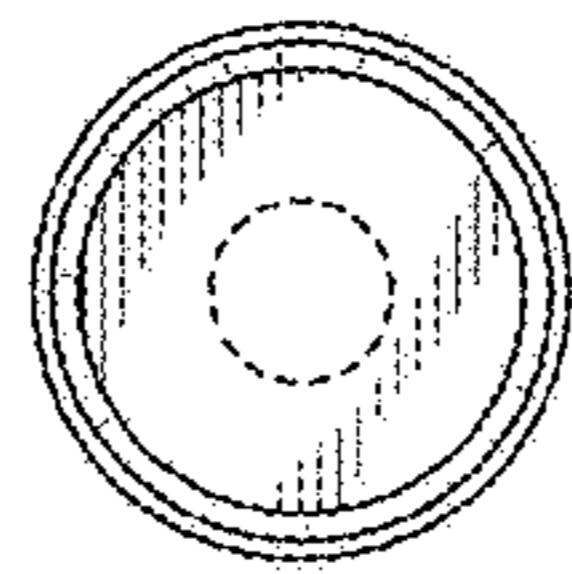


FIG. 7