

US00D847795S

(12) **United States Design Patent** (10) **Patent No.:** **US D847,795 S**
Kim et al. (45) **Date of Patent:** **** May 7, 2019**

(54) **EARPHONE**

(71) Applicant: **LG ELECTRONICS INC.**, Seoul (KR)

(72) Inventors: **Dongsoon Kim**, Seoul (KR); **Jinki Min**, Seoul (KR)

(73) Assignee: **LG ELECTRONICS INC.**, Seoul (KR)

(**) Term: **15 Years**

(21) Appl. No.: **35/503,992**

(22) Filed: **May 15, 2017**

(80) **Hague Agreement Data**

Int. Filing Date: **May 15, 2017**

Int. Reg. No.: **DM/096181**

Int. Reg. Date: **May 15, 2017**

Int. Reg. Pub. Date: **Nov. 17, 2017**

(30) **Foreign Application Priority Data**

Nov. 23, 2016 (KR) 30-2016-0056404

(51) **LOC (11) Cl.** **14-01**

(52) **U.S. Cl.**
USPC **D14/223**

(58) **Field of Classification Search**

USPC D14/204, 205, 206, 223, 224, 225, 249,
D14/372, 433, 138 R, 188, 192, 172,
D14/203.1, 191, 496; D29/112; D28/41;
D2/875; D24/174, 173, 106; D23/223

CPC H04R 25/02; H04R 1/10; H04R 1/10016;
H04R 1/105; H04R 1/1083; H04R 1/02;
H04R 2420/07; H04R 2430/00

See application file for complete search history.

(56) **References Cited**

U.S. PATENT DOCUMENTS

D469,753 S * 2/2003 Andre D14/205

D487,077 S * 2/2004 Obata D14/223

D502,760 S * 3/2005 Zieger D23/223
D556,741 S * 12/2007 Yeo D14/205
D573,977 S * 7/2008 Ledbetter D14/205
D589,933 S * 4/2009 Zeiss D14/205
D610,651 S * 2/2010 Wu D23/223
D641,010 S * 7/2011 Kwon D14/223

(Continued)

FOREIGN PATENT DOCUMENTS

CN 304327538 * 10/2017
JP D1598615 * 2/2018

(Continued)

OTHER PUBLICATIONS

LG SGEY0003745 Micro-USB Stereo Earbud Headset with Original OEM—Non-Retail Packaging—Black, announced 2015 [online], [retrieved Aug. 1, 2018]. Available from Internet, URL: <<https://www.amazon.com/LG-SGEY0003745-Micro-USB-Headset-Original/dp/B00DQ9UA5C>> (Year: 2015).*

Primary Examiner — Barbara Fox

Assistant Examiner — Dana K Weiland

(74) *Attorney, Agent, or Firm* — Birch, Stewart, Kolasch & Birch, LLP

(57) **CLAIM**

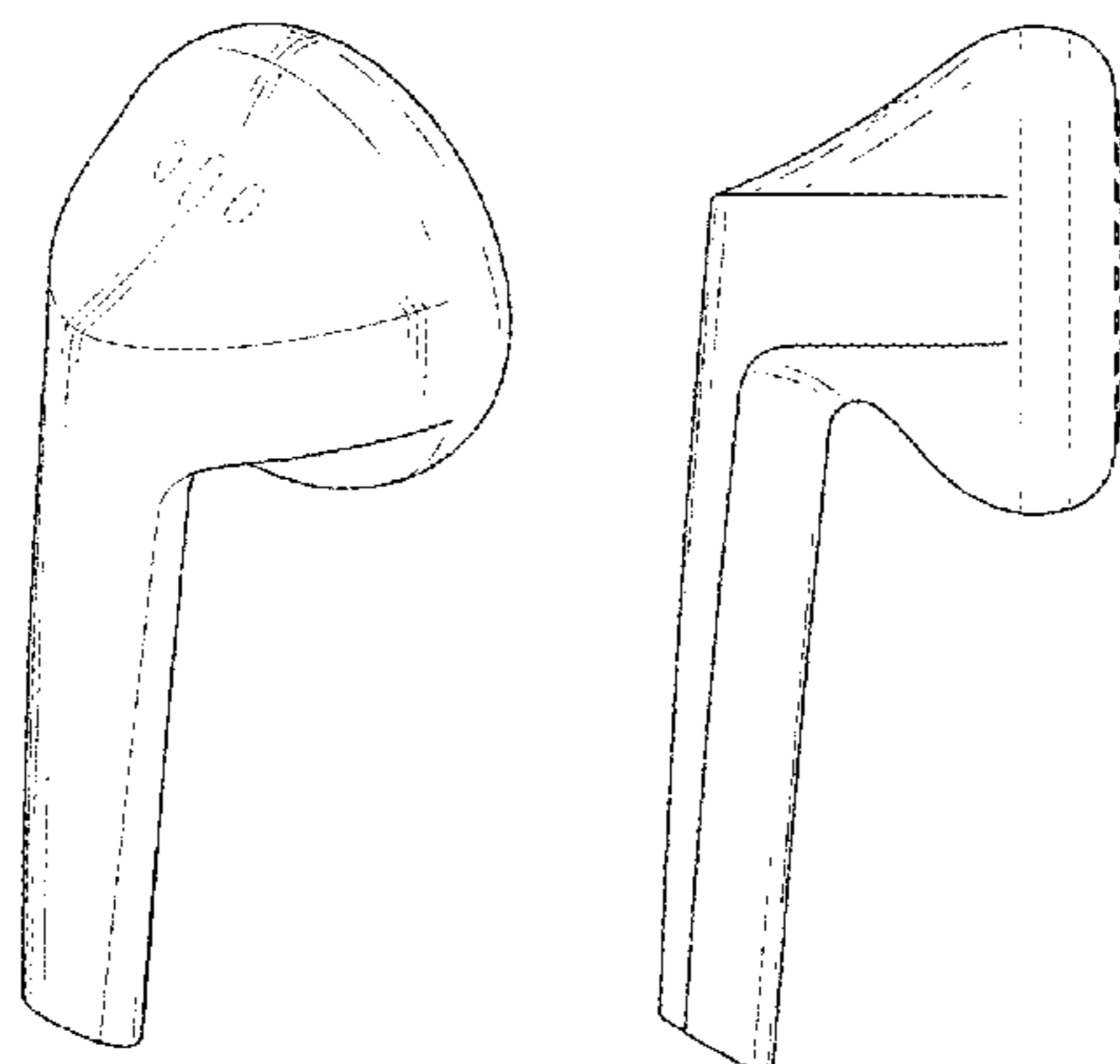
The ornamental design for an earphone, as shown and described.

DESCRIPTION

- 1. Earphone
- 1.1 : Perspective
- 1.2 : Front
- 1.3 : Back
- 1.4 : Left
- 1.5 : Right
- 1.6 : Top
- 1.7 : Bottom

The broken lines shown in the figures depict portions of the earphone that form no part of the claimed design.

1 Claim, 6 Drawing Sheets



(56)

References Cited

U.S. PATENT DOCUMENTS

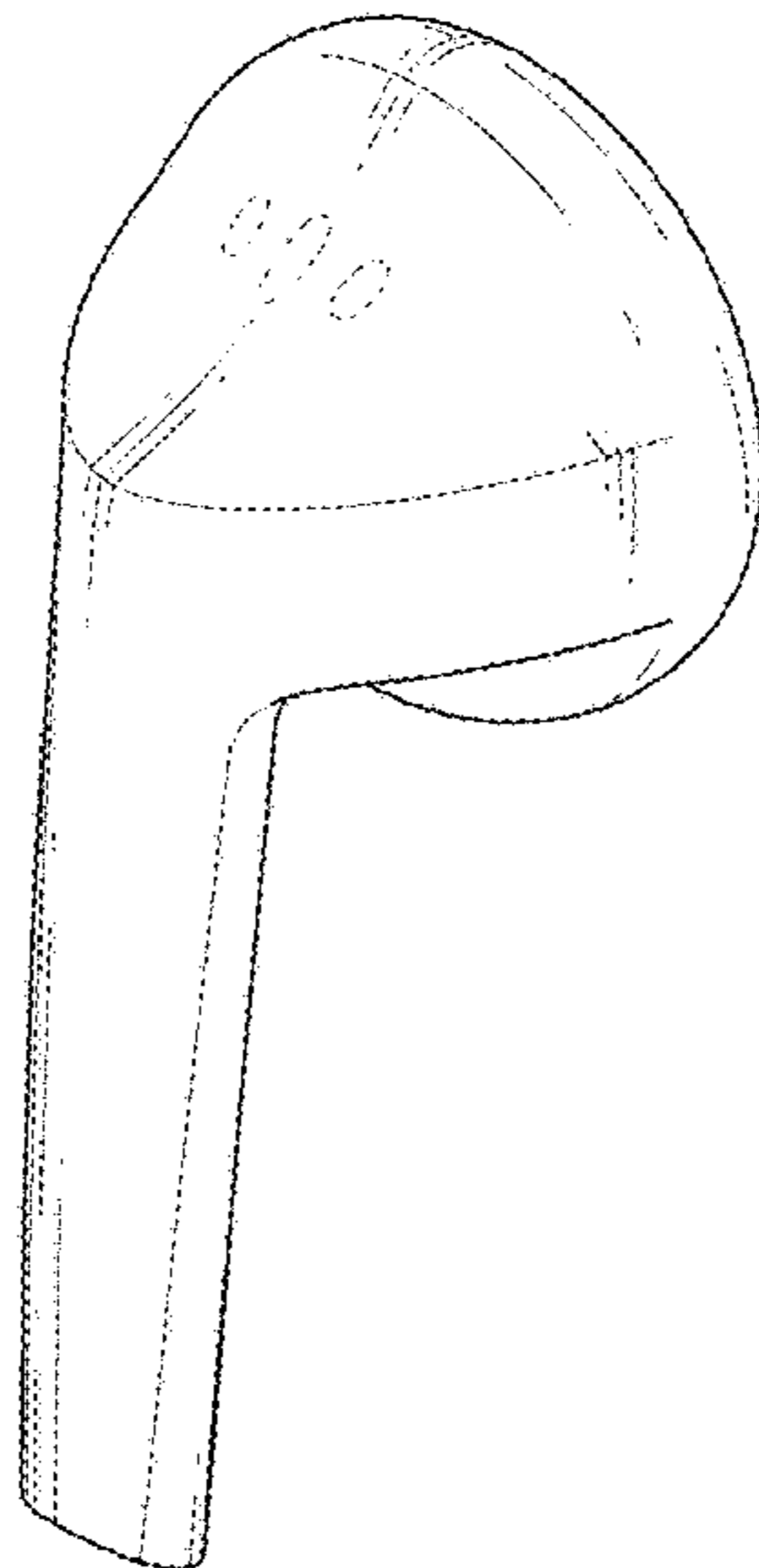
D655,382	S *	3/2012	Flowers	D23/223
D674,781	S *	1/2013	Sakata	D14/223
D688,650	S *	8/2013	Chen	D14/223
D695,721	S *	12/2013	Thompson	D14/223
D695,722	S *	12/2013	Thompson	D14/223
D711,857	S *	8/2014	Burgett	D14/223
D714,421	S *	9/2014	Flowers	D23/223
D718,284	S *	11/2014	Shibusawa	D14/223
D737,931	S *	9/2015	Schoenherr	D23/223
D746,268	S *	12/2015	Karayiannis	D14/223
D778,402	S *	2/2017	Schoenherr	D23/223
D801,314	S *	10/2017	Akana	D14/223
2011/0305360	A1 *	12/2011	Tung	H04R 1/1041 381/370
2013/0083956	A1 *	4/2013	Hayashida	H04R 1/10 381/380
2015/0181322	A1 *	6/2015	Huang	H04R 1/1016 381/380
2016/0206222	A1 *	7/2016	Liu	A61B 5/024
2016/0219360	A1 *	7/2016	Zhao	H04R 1/1016

FOREIGN PATENT DOCUMENTS

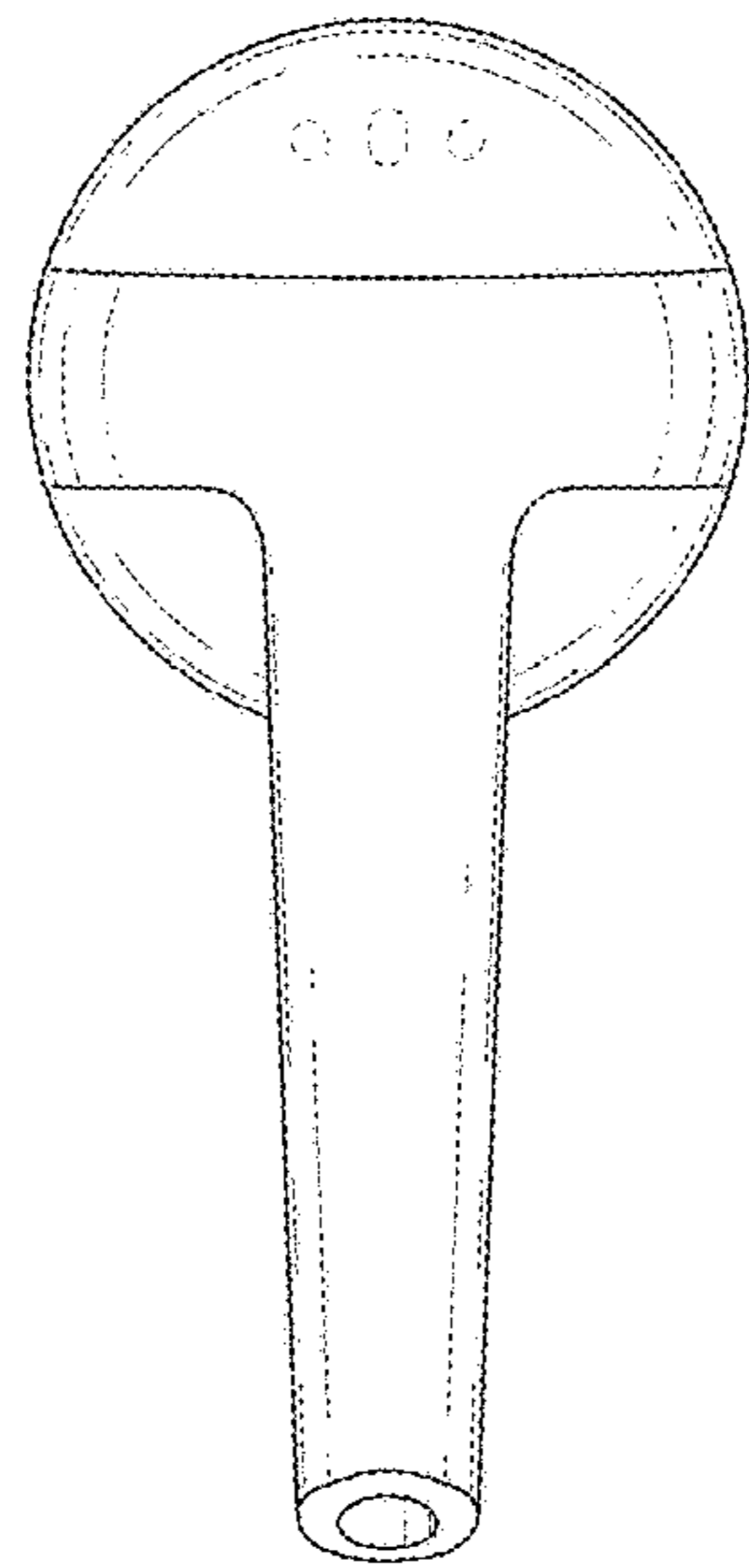
WO	D096181-001	*	11/2017
WO	D096835-001	*	1/2018

* cited by examiner

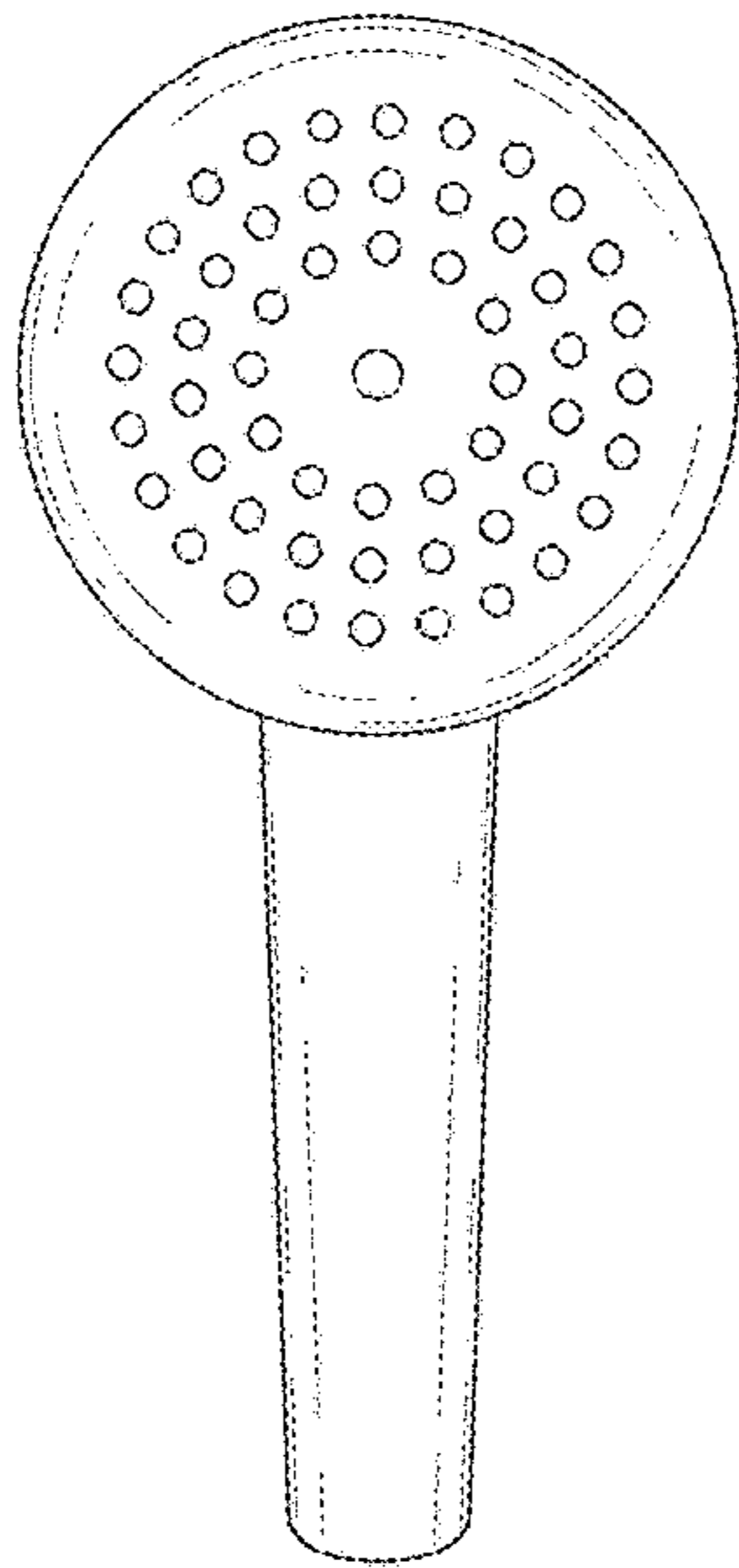
1.1



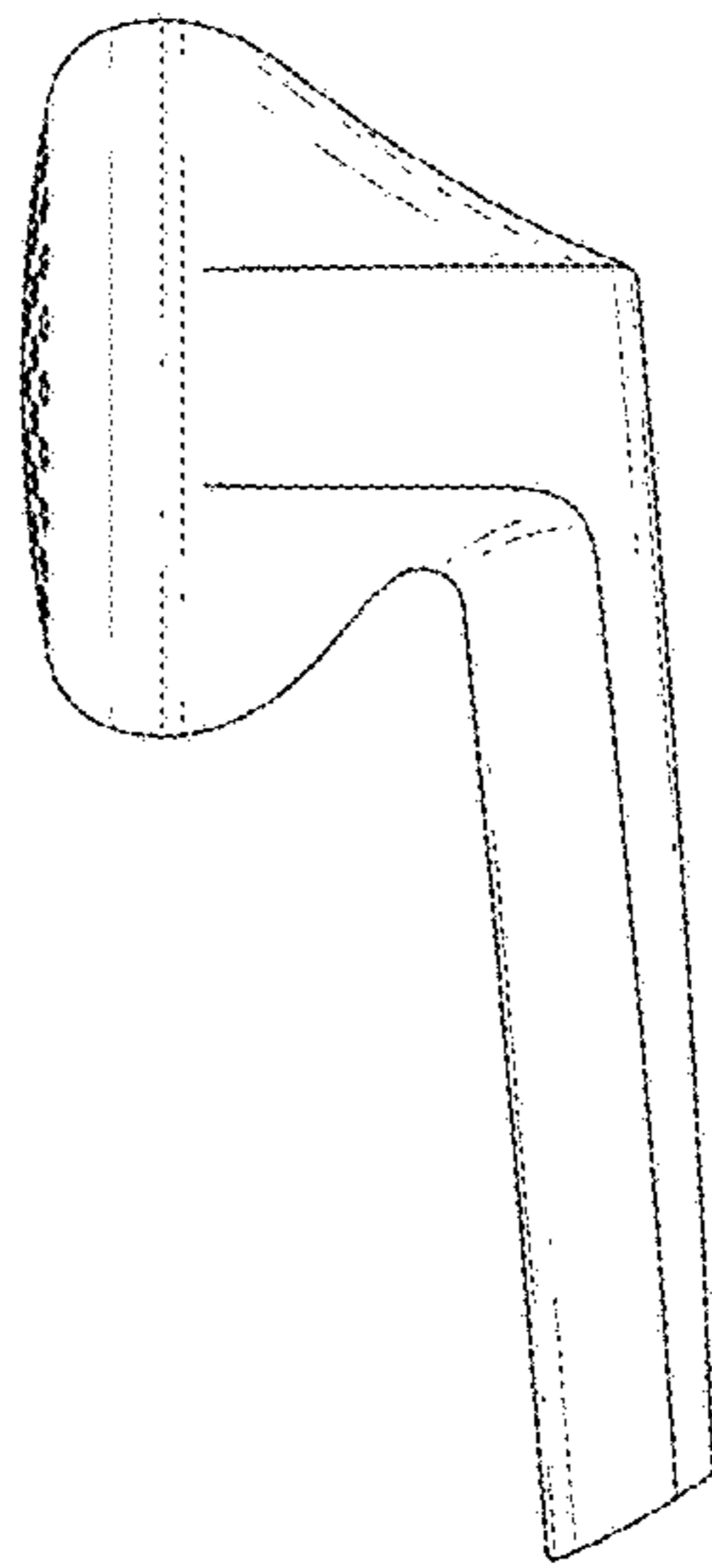
1.2



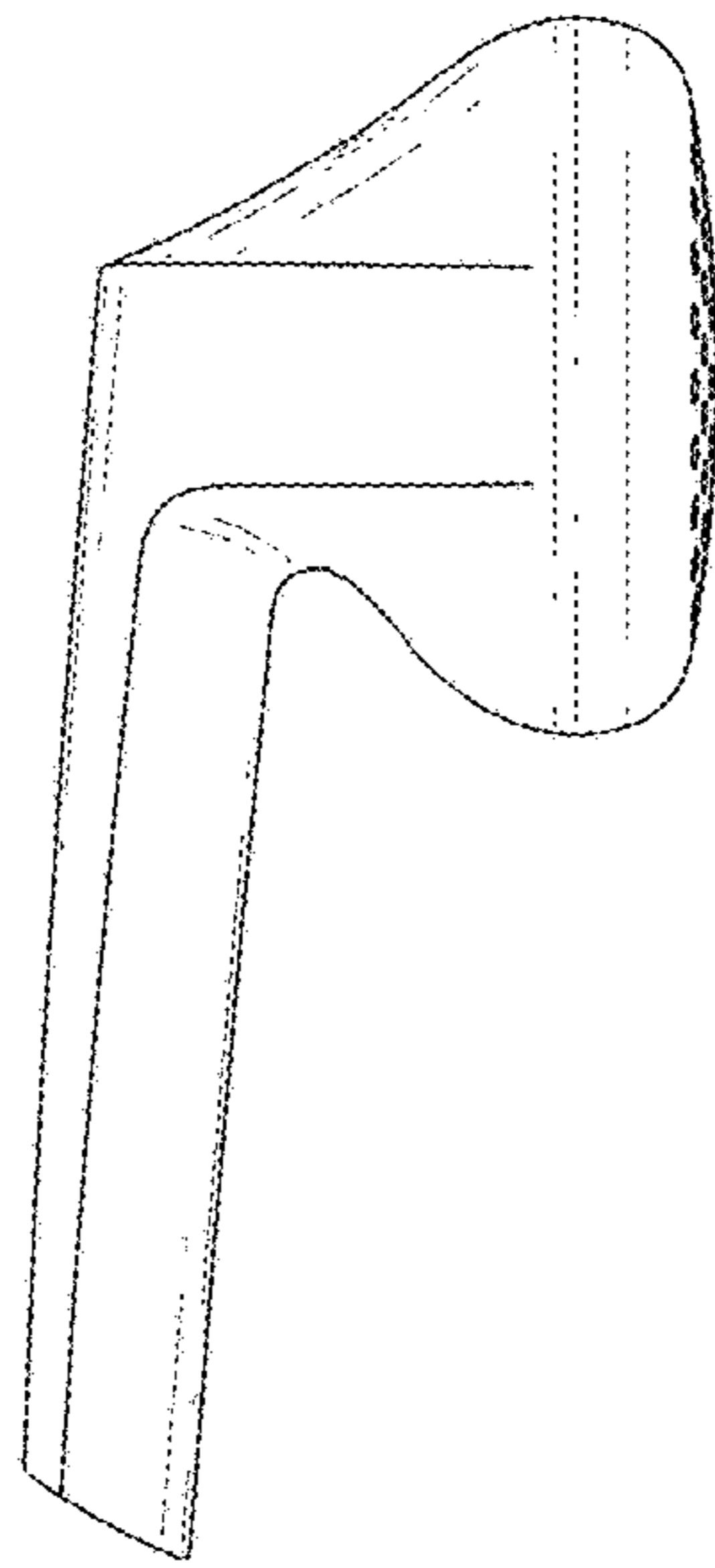
1.3



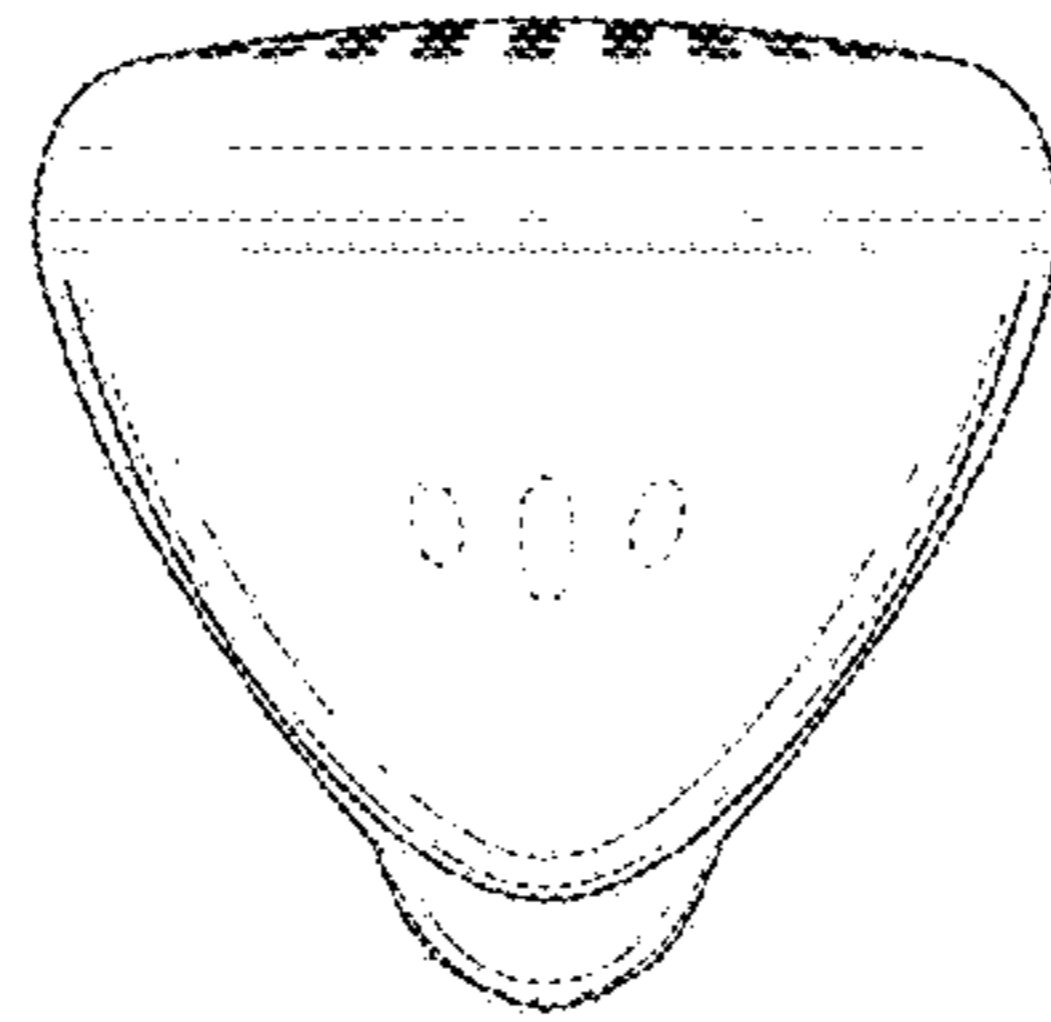
1.4



1.5



1.6



1.7

