



US00D847786S

(12) **United States Design Patent**
Cheney et al.

(10) **Patent No.:** **US D847,786 S**

(45) **Date of Patent:** **** May 7, 2019**

(54) **WIRELESS SPEAKER**

(71) Applicant: **Zagg Amplified, Inc.**, Midvale, UT (US)

(72) Inventors: **John Craig Cheney**, Orem, UT (US);
Robert Murdock, Lindon, UT (US)

(73) Assignee: **ZAGG Amplified, Inc.**, Midvale, UT (US)

(**) Term: **15 Years**

(21) Appl. No.: **29/628,370**

(22) Filed: **Dec. 4, 2017**

Related U.S. Application Data

(63) Continuation of application No. 29/550,572, filed on Jan. 5, 2016, now Pat. No. Des. 804,449.

(51) **LOC (11) Cl.** **14-03**

(52) **U.S. Cl.**
USPC **D14/216**

(58) **Field of Classification Search**
USPC ... D14/216, 209, 209.1, 214, 212, 204, 215,
D14/188, 496, 228; D9/436, 449;
181/150, 151, 153, 141, 144, 146;
381/380, 381, 386, 174
CPC . H05K 5/02; H05K 5/00; H04R 25/00; H04R
1/20; H04R 19/02
See application file for complete search history.

(56) **References Cited**

U.S. PATENT DOCUMENTS

2,910,539 A * 10/1959 Hartsfield H04R 19/04
181/158
3,371,742 A * 3/1968 Norton H04R 1/345
181/153
3,443,660 A * 5/1969 Olson H04R 1/2857
181/153

D228,920 S * 10/1973 Iida et al. D14/214
3,954,113 A * 5/1976 Bohrer A47K 7/03
132/200
3,978,941 A * 9/1976 Siebert H04R 1/2834
181/151
4,223,760 A * 9/1980 LeTourneau H04R 1/403
181/147
4,574,906 A * 3/1986 White H04R 1/26
181/145
4,580,654 A * 4/1986 Hale H04R 1/02
181/146
D292,702 S * 11/1987 White D14/212
4,756,382 A * 7/1988 Hudson, III H04R 1/227
181/141
D303,970 S * 10/1989 Collins D14/216
5,133,428 A * 7/1992 Perrson B60R 11/0217
181/153
D344,951 S * 3/1994 Christie D14/216

(Continued)

Primary Examiner — Paula Allen Greene

(74) *Attorney, Agent, or Firm* — Durham Jones & Pinegar; Sarah W. Matthews

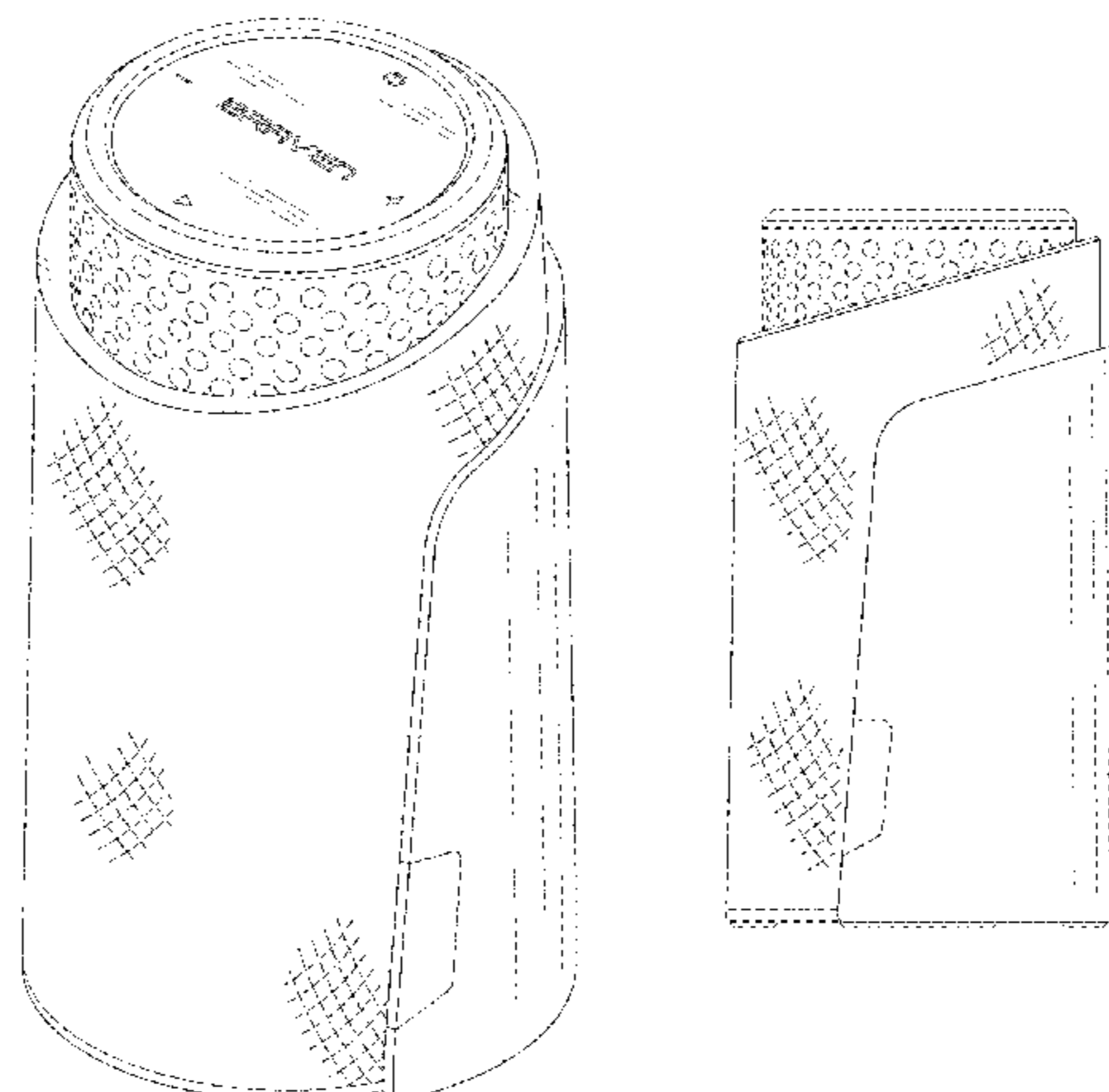
(57) **CLAIM**

The ornamental design for a wireless speaker, as shown and described.

DESCRIPTION

FIG. 1 is a front perspective view of a wireless speaker.
FIG. 2 is a front view thereof.
FIG. 3 is a rear view thereof.
FIG. 4 is a left side view thereof.
FIG. 5 is a right side view thereof.
FIG. 6 is a top view thereof.
FIG. 7 is a bottom view thereof; and,
FIG. 8 is a front perspective view of a top portion of the wireless speaker of FIGS. 1-7 removed from the top of a bottom portion of the wireless speaker.
The broken lines depict environment that forms no part of the claimed design.

1 Claim, 5 Drawing Sheets



(56)

References Cited

U.S. PATENT DOCUMENTS

5,319,164 A * 6/1994 Shen H04R 1/025
 181/150
 D360,635 S * 7/1995 Mark D14/212
 D375,746 S * 11/1996 Wu D14/215
 D394,863 S * 6/1998 Saer D14/215
 D437,556 S * 2/2001 Holliday D9/436
 D484,492 S * 12/2003 Welker D14/216
 D505,327 S * 5/2005 Bakic D9/449
 7,286,680 B2 * 10/2007 Steeman H04R 1/04
 381/174
 D571,359 S * 6/2008 Chang D14/216
 D576,038 S * 9/2008 Mazurkiewicz D9/449
 D602,911 S * 10/2009 Wang D14/216
 D606,051 S * 12/2009 Fleischer D14/228
 D606,979 S * 12/2009 Henry D14/218
 D619,119 S * 7/2010 Graber D14/216
 D620,480 S * 7/2010 Garrett D14/216
 D644,206 S * 8/2011 Ponnert D14/216
 D656,486 S * 3/2012 Parraga Gimeno D14/216

D671,528 S * 11/2012 Fathollahi D14/211
 D692,411 S * 10/2013 Joseph D14/215
 D694,218 S * 11/2013 Szymanski D14/216
 D725,076 S * 3/2015 Wong D14/216
 D729,772 S * 5/2015 Ferber D14/216
 D756,957 S * 5/2016 Nylen D14/204
 D758,348 S * 6/2016 Lukic D14/216
 D759,632 S * 6/2016 Fischer D14/204
 D765,618 S * 9/2016 Alves D14/216
 D771,019 S * 11/2016 Lee D14/216
 D774,020 S * 12/2016 Hinokio D14/216
 D776,216 S * 1/2017 Schweigert D21/752
 D794,604 S * 8/2017 Cheney D14/204
 D803,810 S * 11/2017 Lee D14/216
 D804,449 S * 12/2017 Cheney D14/216
 9,854,344 B2 * 12/2017 Cheney H04R 1/1025
 D807,324 S * 1/2018 Cheney D14/214
 9,883,265 B2 * 1/2018 Cheney H04R 1/02
 D828,323 S * 9/2018 Demin D14/172
 D835,071 S * 12/2018 Channey D14/216
 2015/0036863 A1 * 2/2015 Wen F21V 23/009
 381/386

* cited by examiner

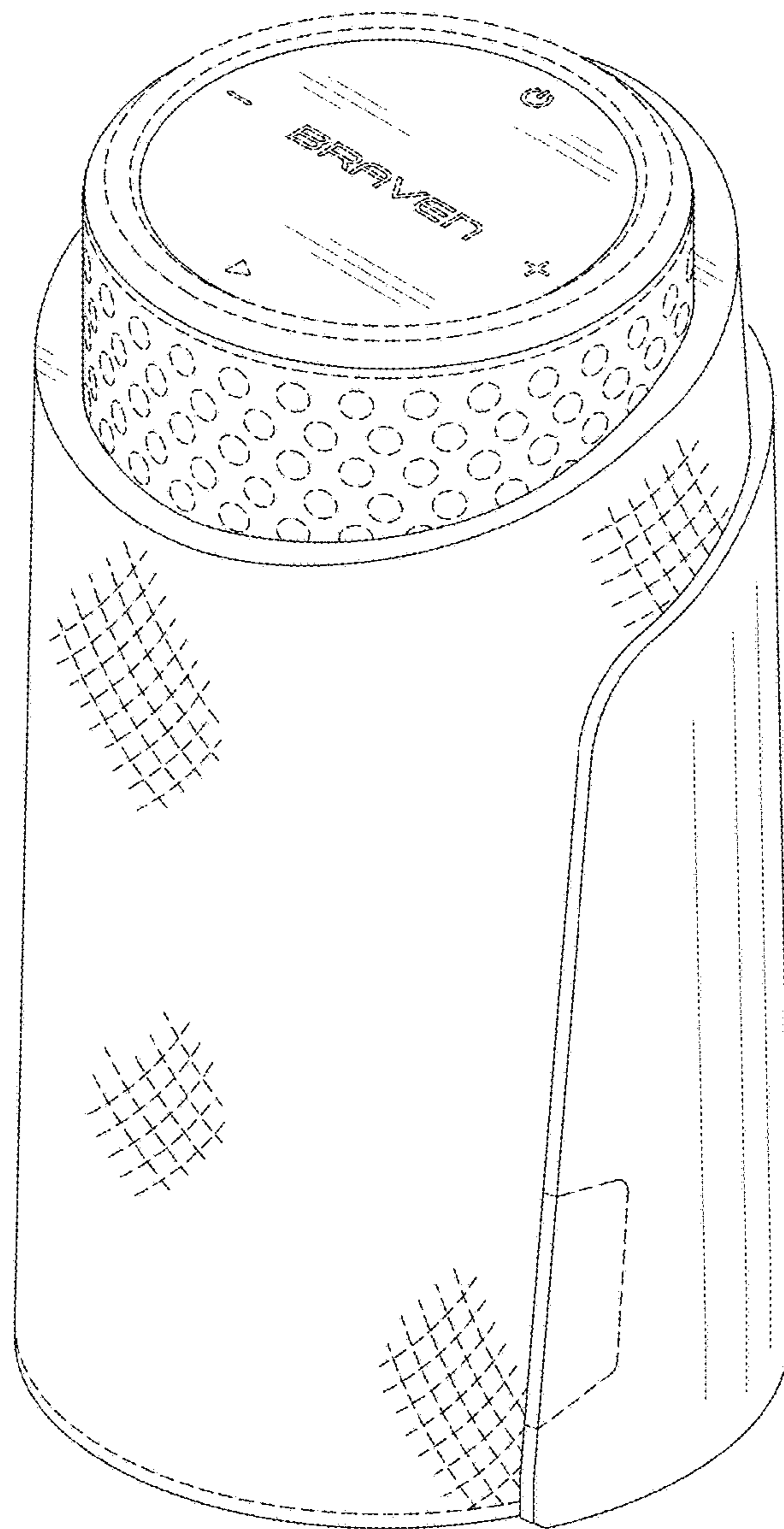


FIG. 1

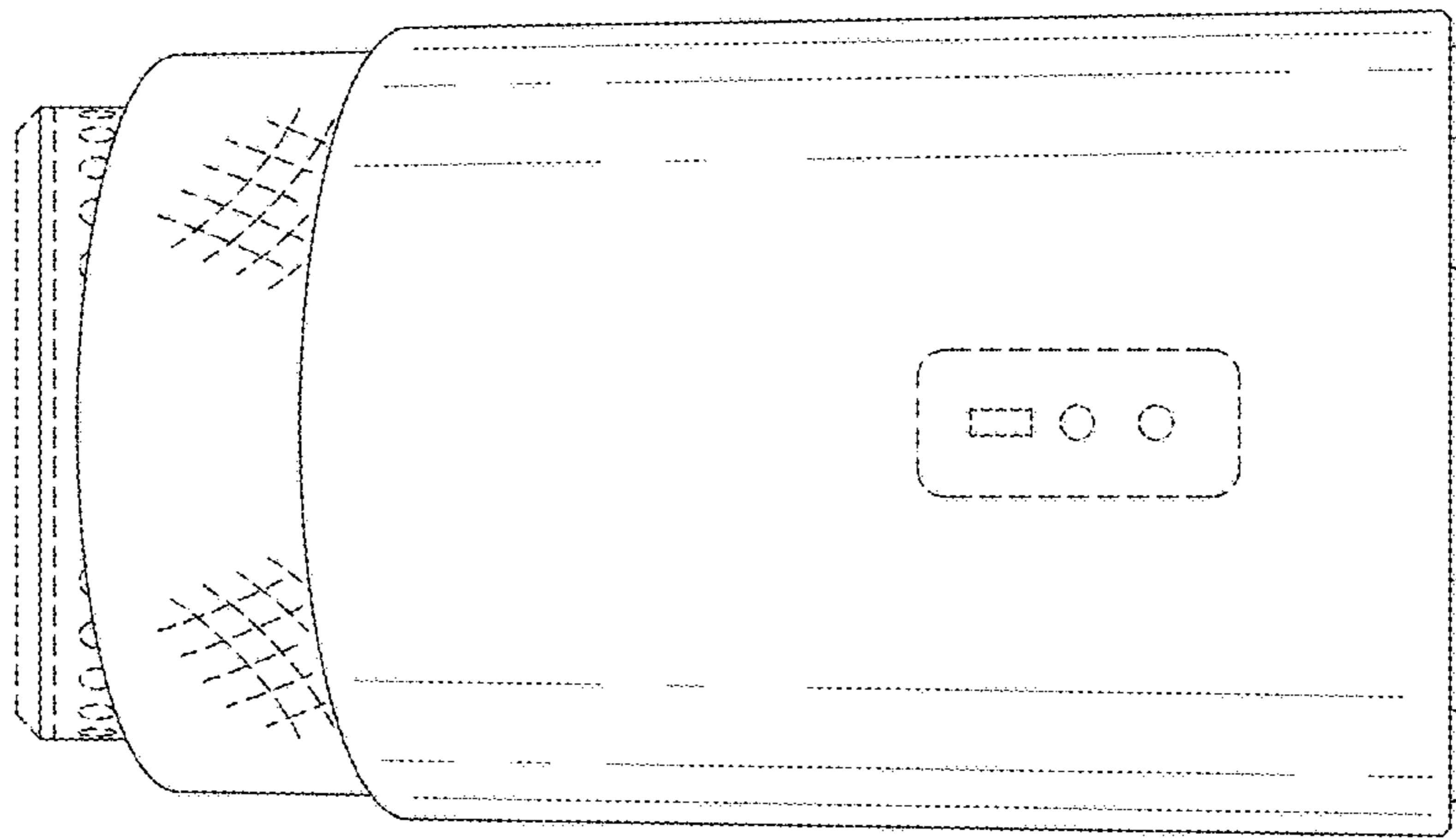


FIG. 3

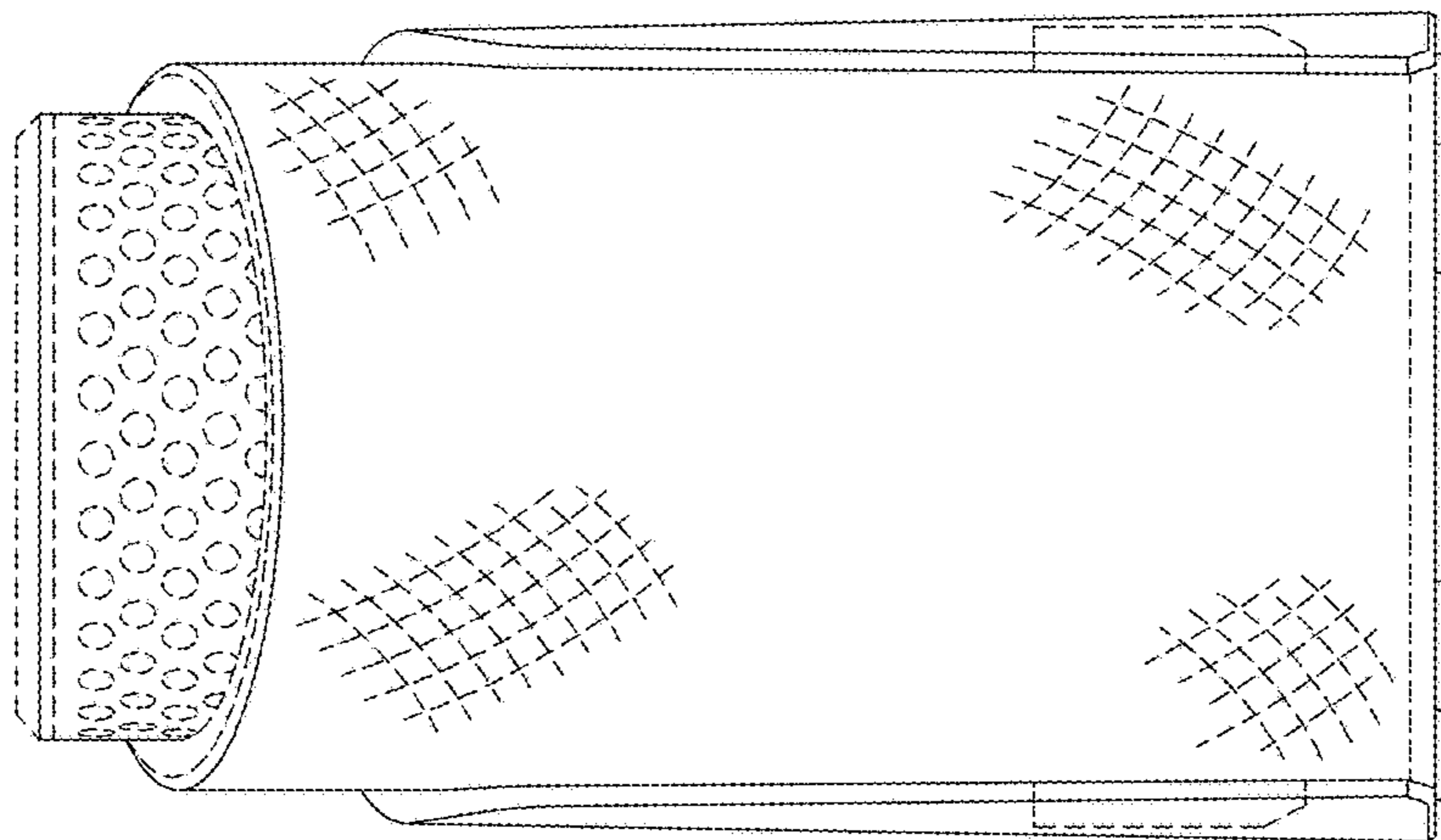


FIG. 2

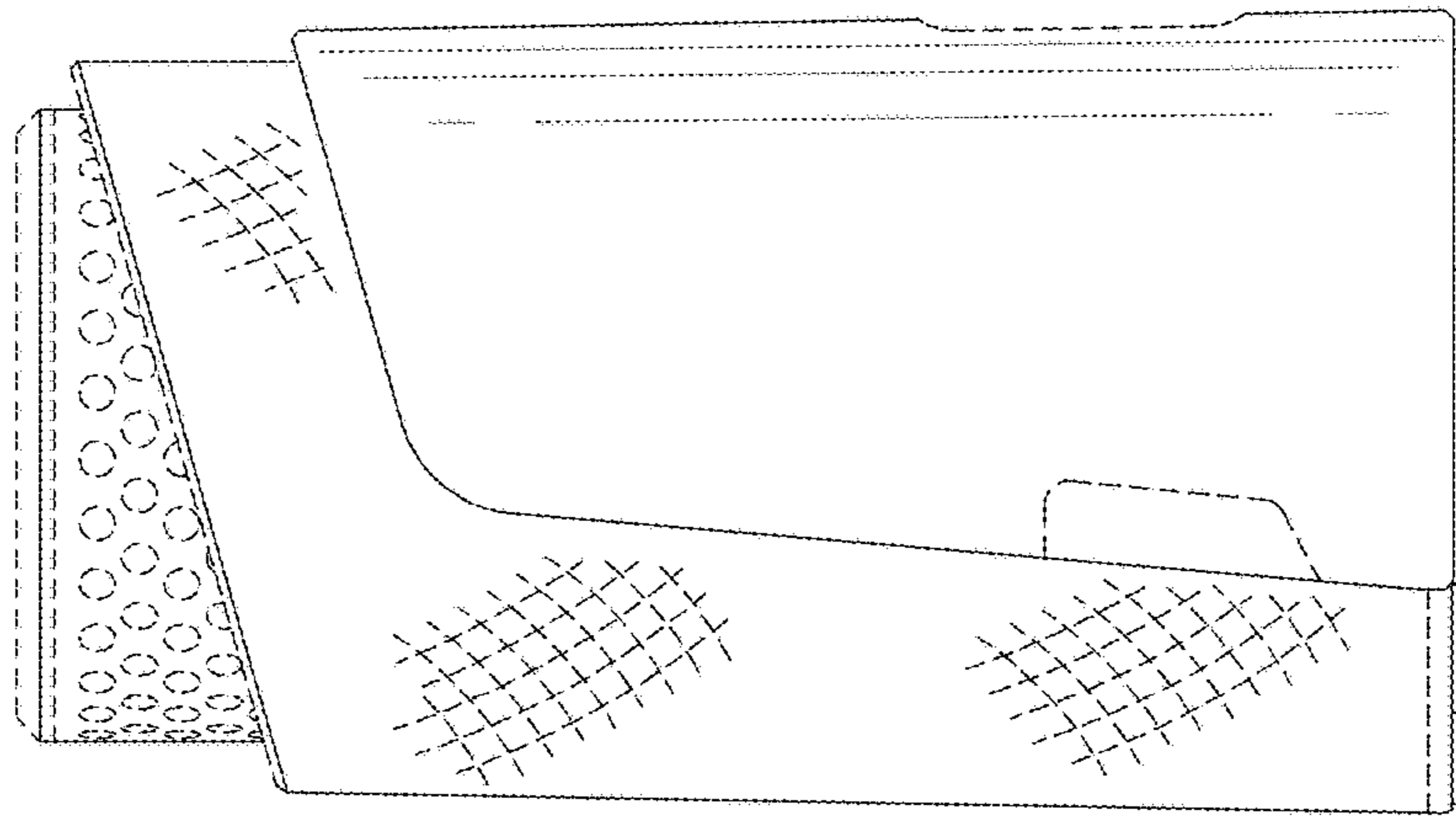


FIG. 5

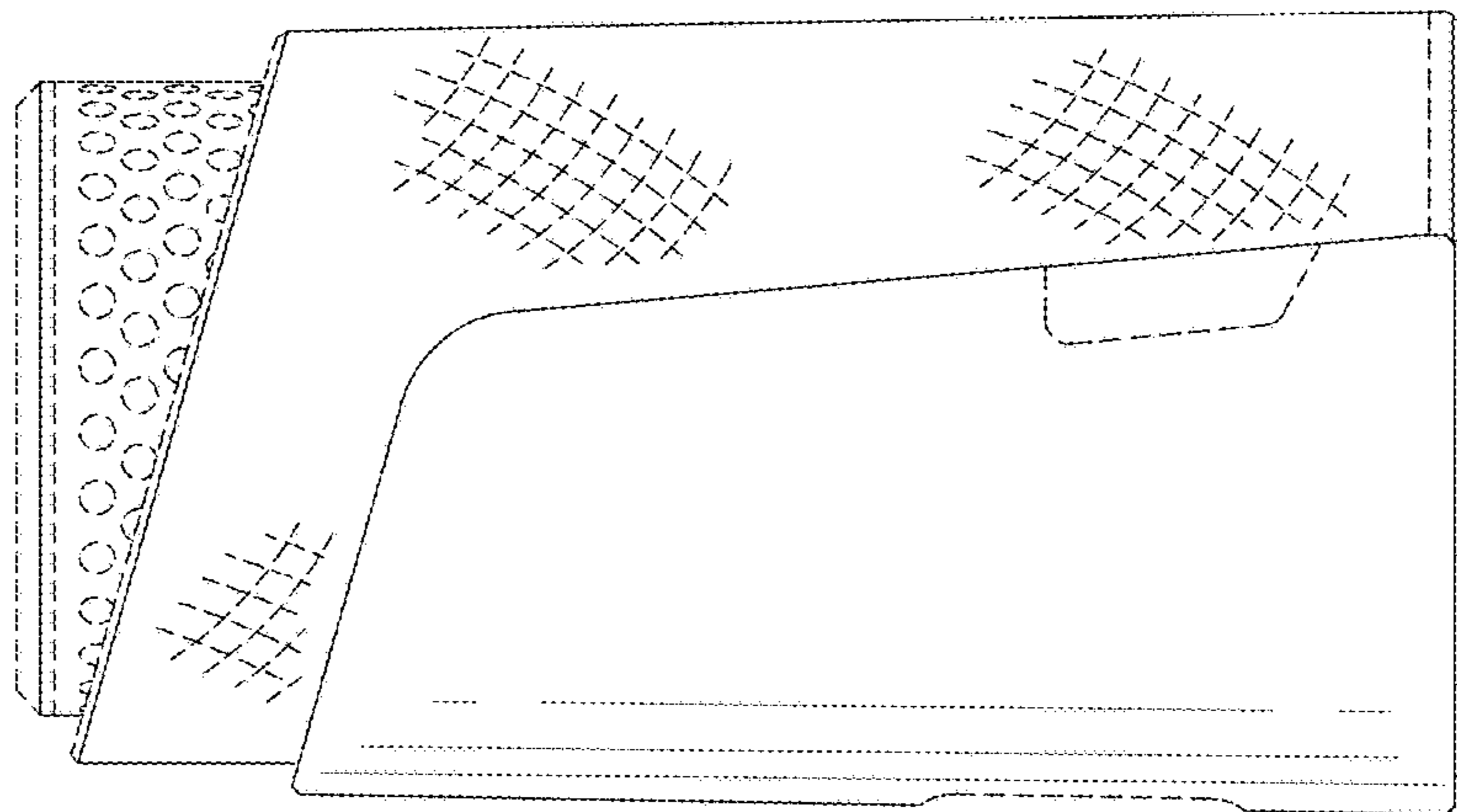


FIG. 4

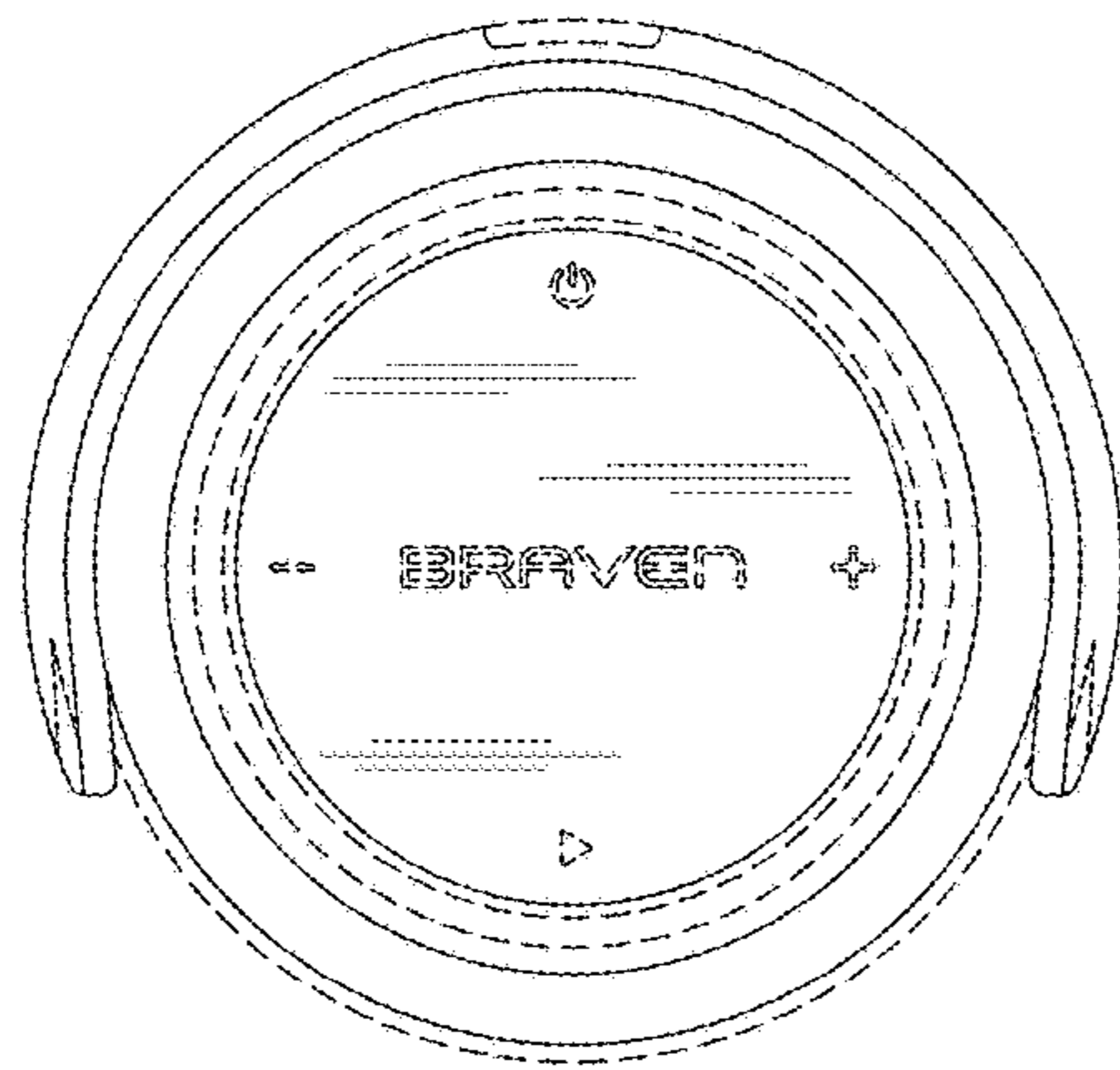


FIG. 6

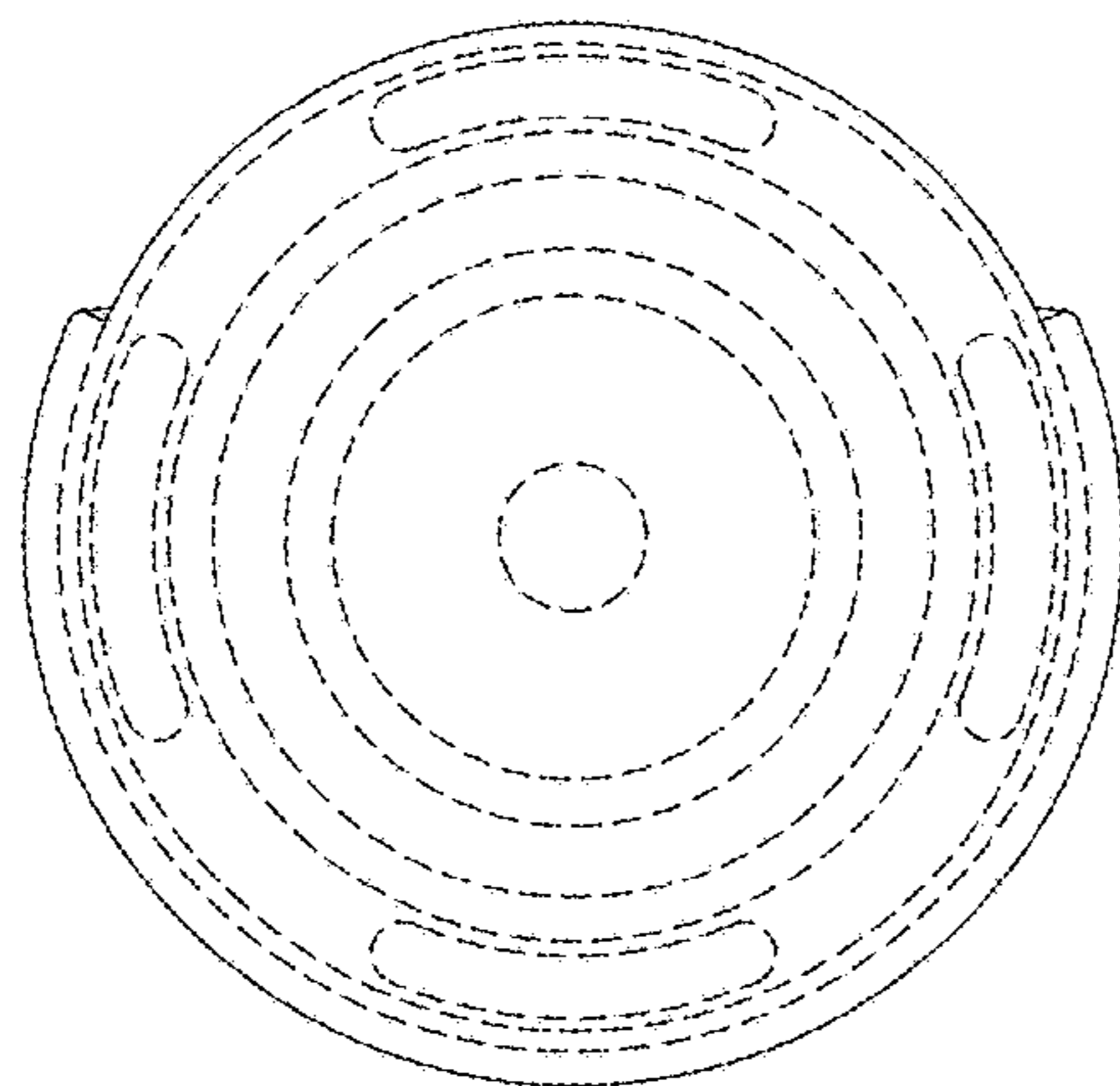


FIG. 7

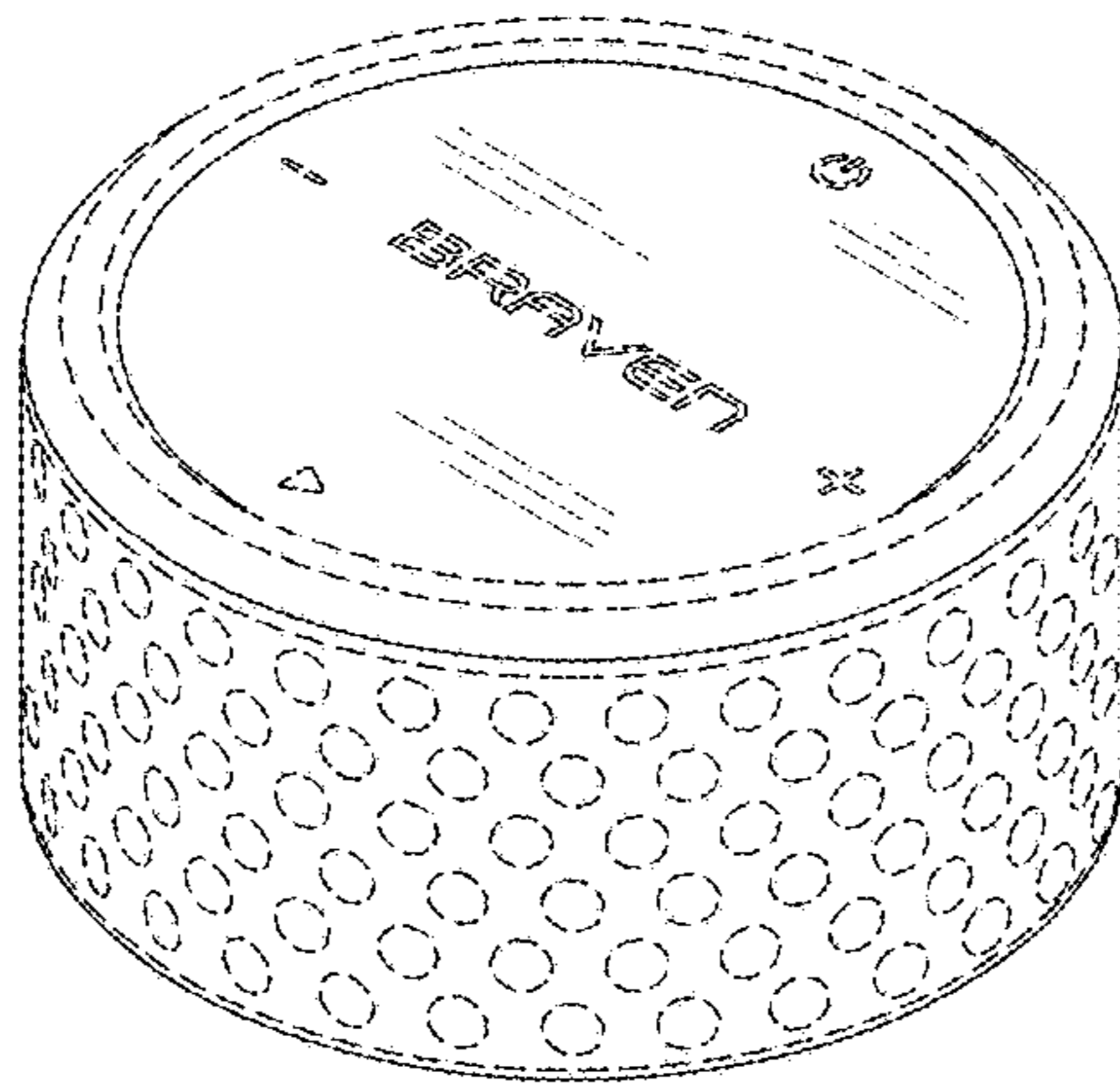


FIG. 8