

US00D847745S

(12) **United States Design Patent** (10) **Patent No.:** **US D847,745 S**  
**Kasaba et al.** (45) **Date of Patent:** **\*\* \*May 7, 2019**

(54) **REPLACEABLE BATTERY MODULE**

(56) **References Cited**

(71) Applicants: **Michael E. Kasaba**, Ventura, CA (US);  
**Brian R. Huff**, Newbury Park, CA  
(US); **Russell Davis**, Thousand Oaks,  
CA (US)

U.S. PATENT DOCUMENTS

D310,821 S *	9/1990	Hulsebus .....	D13/104
D463,383 S *	9/2002	Hwang .....	D13/184
D464,631 S *	10/2002	Billman .....	D13/184
D482,008 S *	11/2003	Petronio .....	D13/184
D644,603 S *	9/2011	Liu .....	D13/102
D657,739 S *	4/2012	Miyawaki .....	D13/104
D658,579 S *	5/2012	Miyawaki .....	D13/104
D699,669 S *	2/2014	Kasaba .....	D13/103
D739,834 S *	9/2015	Bush .....	D13/184
2015/0129332 A1 *	5/2015	Seto .....	H01M 10/6557 180/65.1
2016/0036021 A1 *	2/2016	Hoshino .....	H01M 2/1077 429/99

(72) Inventors: **Michael E. Kasaba**, Ventura, CA (US);  
**Brian R. Huff**, Newbury Park, CA  
(US); **Russell Davis**, Thousand Oaks,  
CA (US)

(73) Assignee: **ARTISAN VEHICLE SYSTEMS,  
INC.**, Camarillo, CA (US)

(\*) Notice: This patent is subject to a terminal dis-  
claimer.

\* cited by examiner

(\*\*) Term: **14 Years**

*Primary Examiner* — Michelle E. Wilson

*Assistant Examiner* — Sanjeev Paul

(21) Appl. No.: **29/474,158**

(74) *Attorney, Agent, or Firm* — Plumsea Law Group,  
LLC

(22) Filed: **Jun. 20, 2014**

(51) **LOC (11) Cl.** ..... **13-02**

(57) **CLAIM**

(52) **U.S. Cl.**  
USPC ..... **D13/119**

The ornamental design for a replaceable battery module, as  
shown and described.

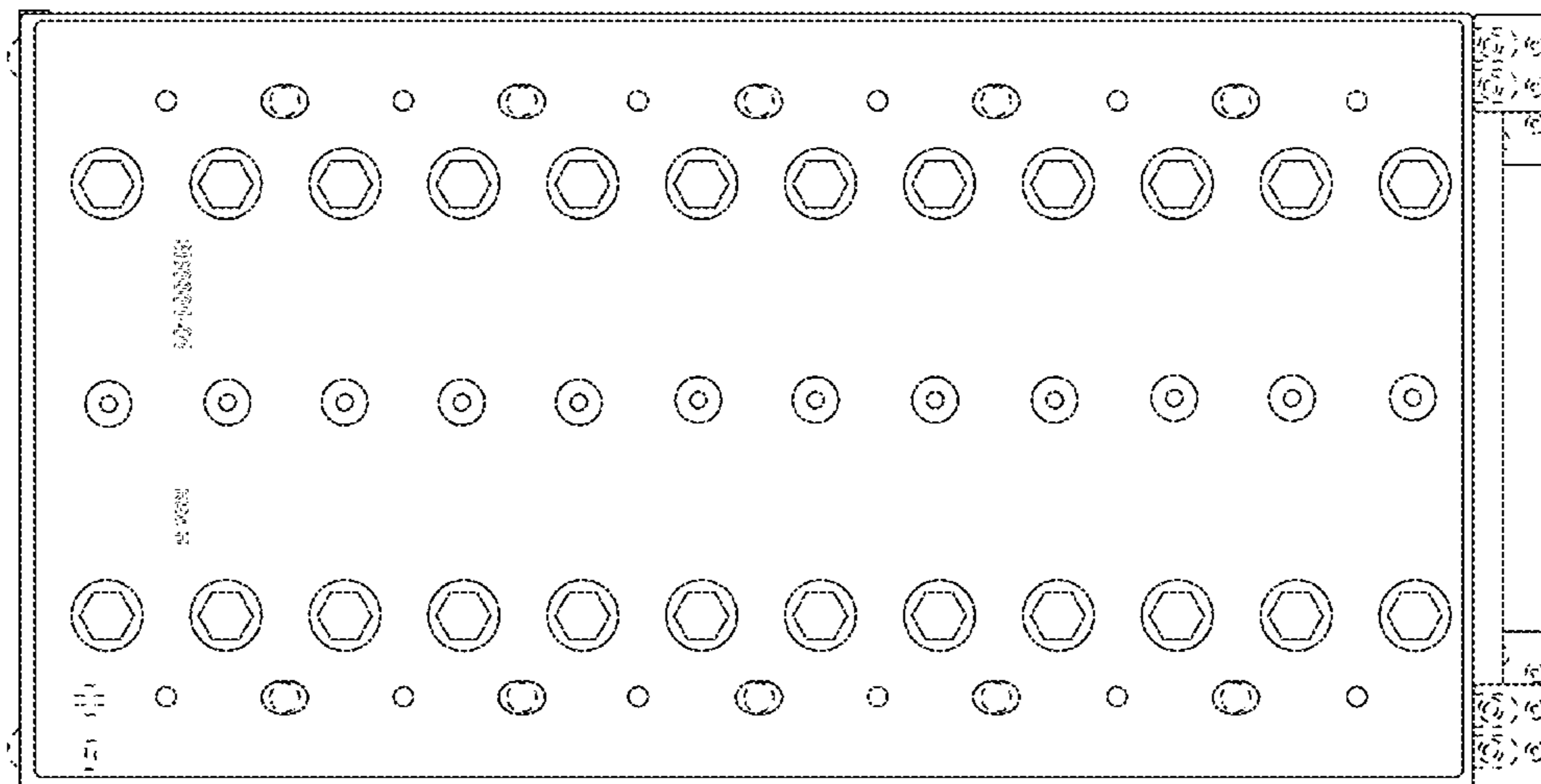
(58) **Field of Classification Search**  
USPC ..... D13/102–110, 118–119, 154, 184, 199;  
D14/203.3–203.8, 217, 248, 250–253,  
D14/432, 434, 440, 450, 496; D3/201,  
D3/218, 269, 301, 273, 303; 361/679.56;  
379/426, 433.11–433.13, 455; 455/575.1,  
455/575.8; 320/101–102, 107–115, 120;  
429/96–100, 149, 159, 163, 176, 177, 186  
CPC ..... G06K 7/0008; H01Q 7/00; H01M 10/04;  
H01M 10/0413; H01M 10/0436; H01M  
2/0207; H01M 2/0212; H01M 2/0215;  
H01M 2/021; H01M 2/1022; H01M  
2/1061; H01M 2/1066; H01M 2/04;  
H01M 2/0404; H01M 2220/30; H04M  
1/026; H04M 1/0262

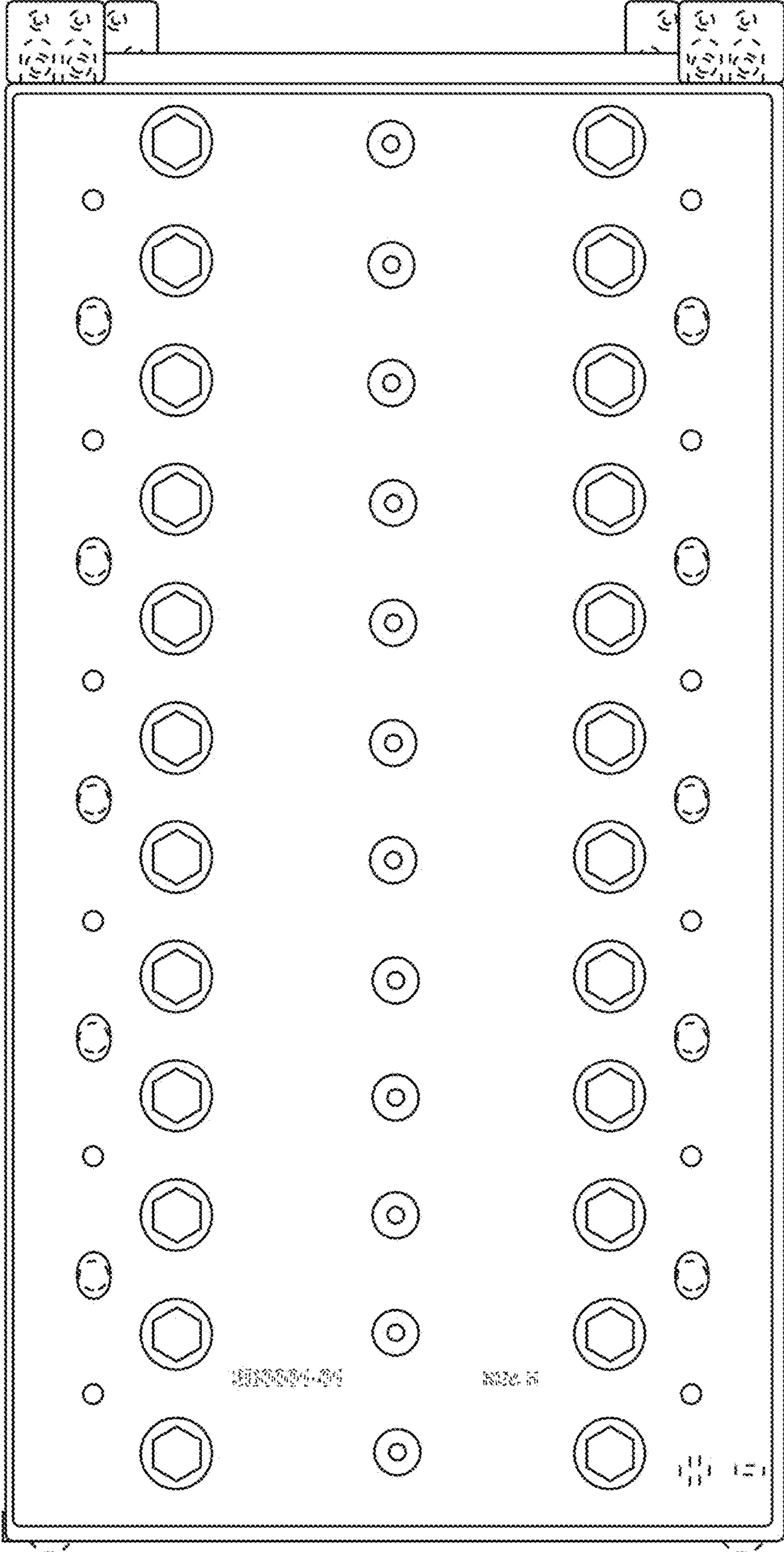
**DESCRIPTION**

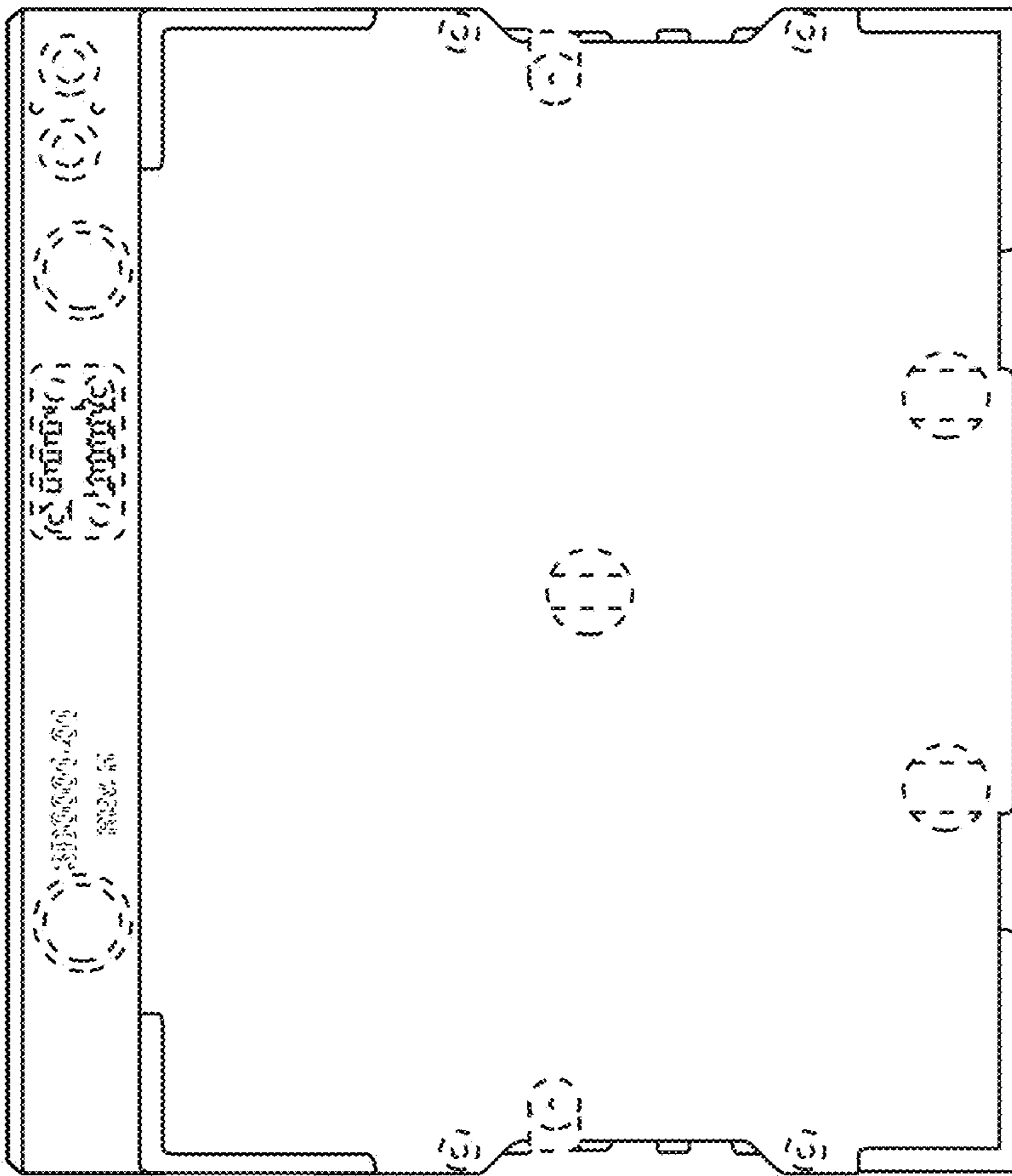
FIG. 1 is a top view of a replaceable battery module showing  
our new design;  
FIG. 2 is a right side view thereof;  
FIG. 3 is a front side view thereof  
FIG. 4 is a left side view thereof;  
FIG. 5 is a bottom side view thereof  
FIG. 6 is a front and top perspective view thereof; and,  
FIG. 7 is a front and bottom perspective view thereof.  
The broken lines depict environment that forms no part of  
the claimed design.

See application file for complete search history.

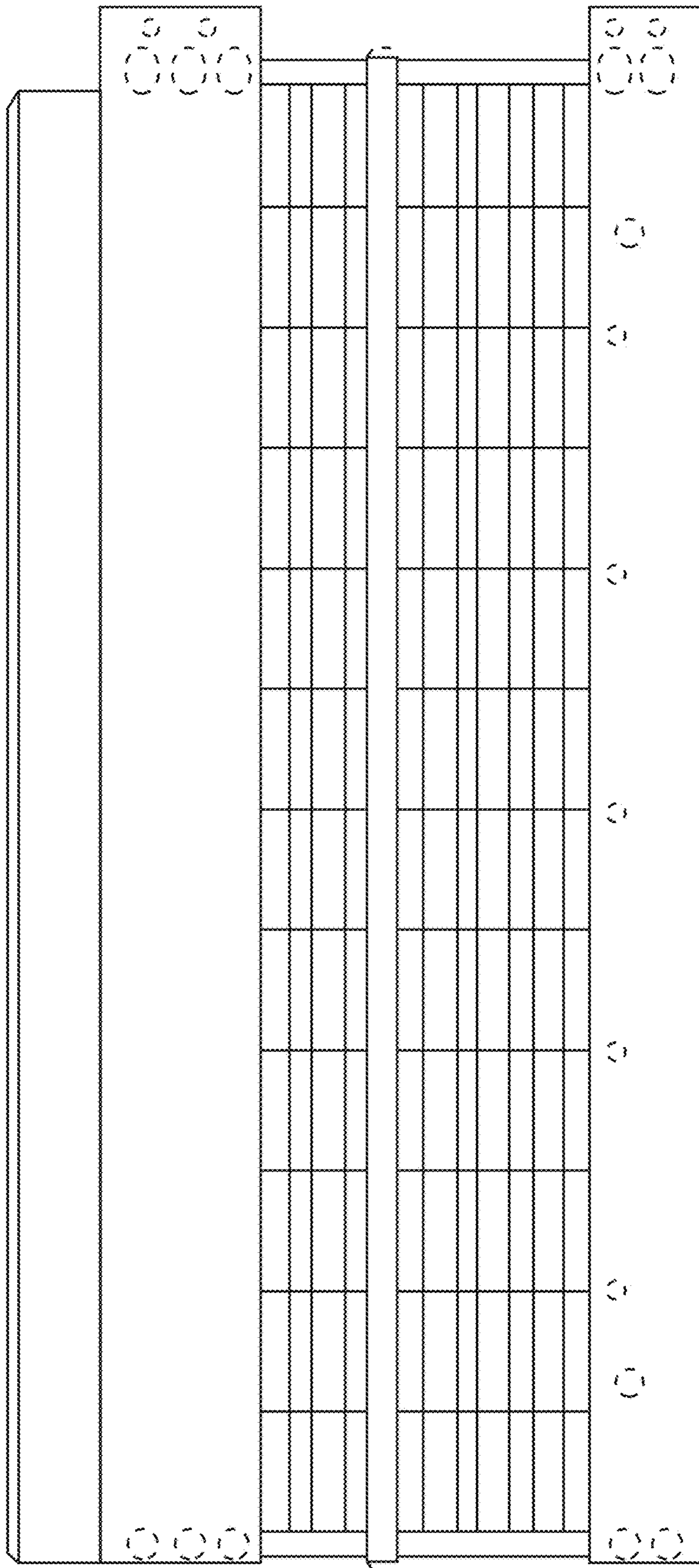
**1 Claim, 7 Drawing Sheets**



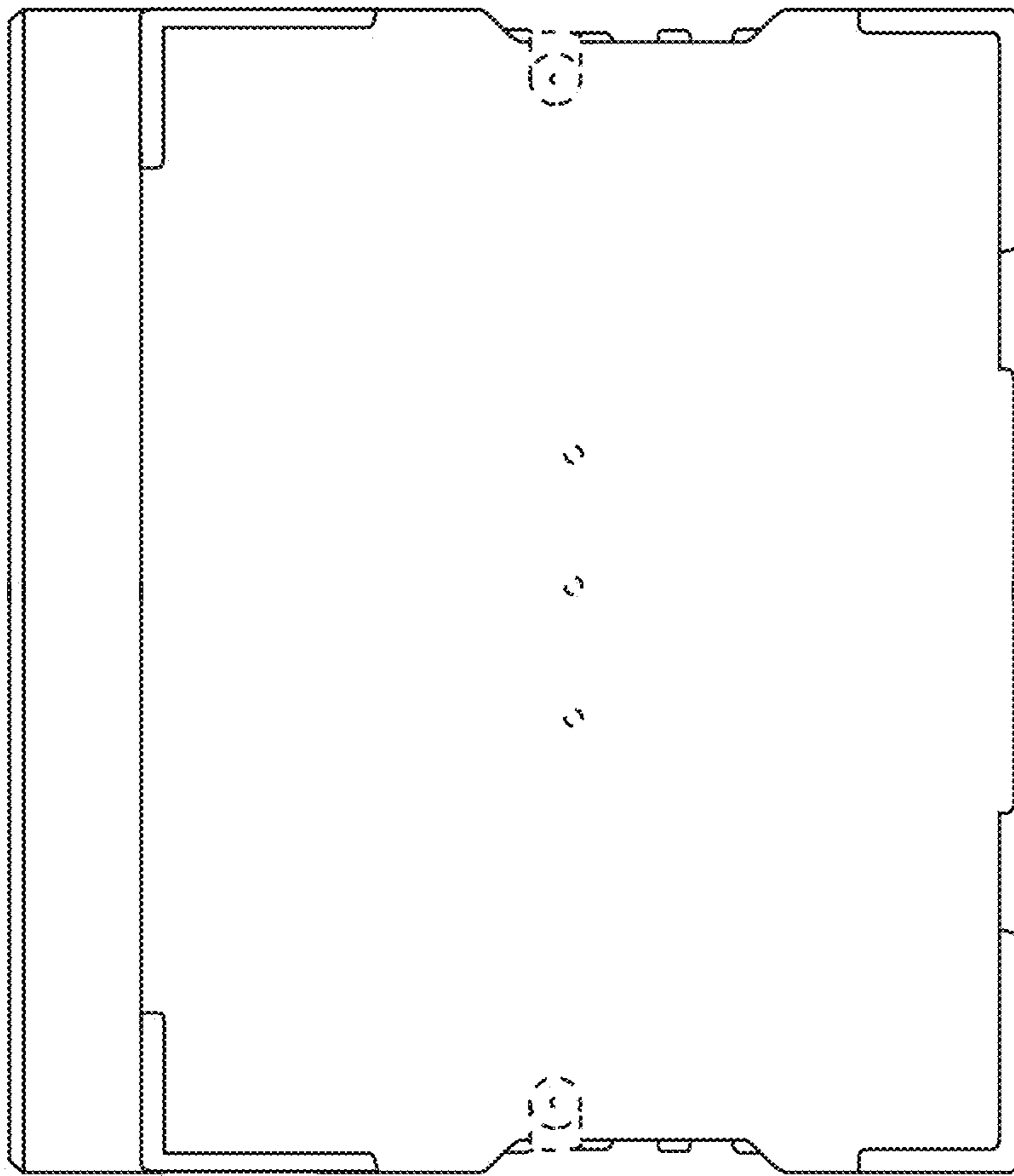




**FIG. 2**



**FIG. 3**



**FIG. 4**

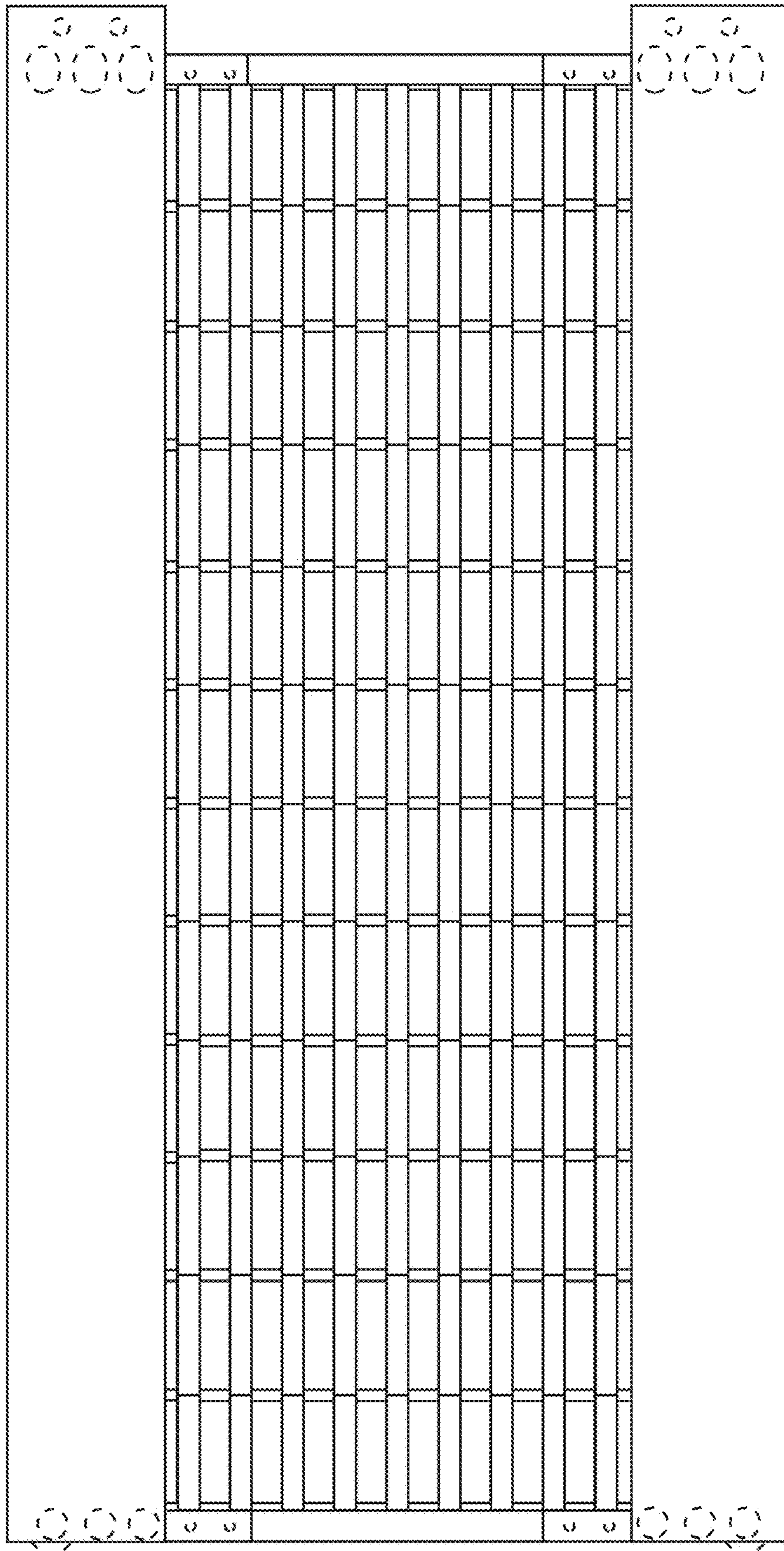


FIG. 5

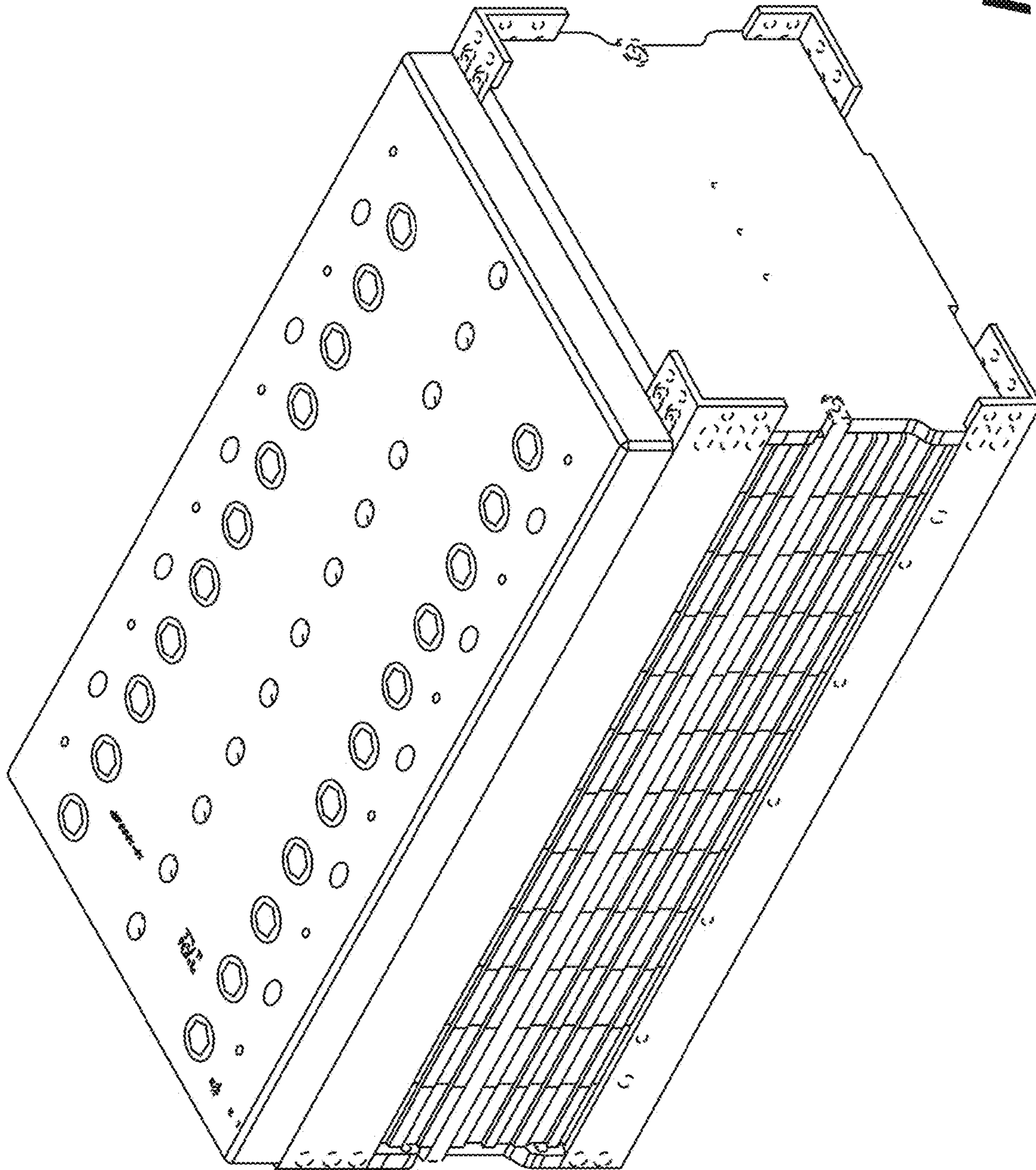


FIG. 6

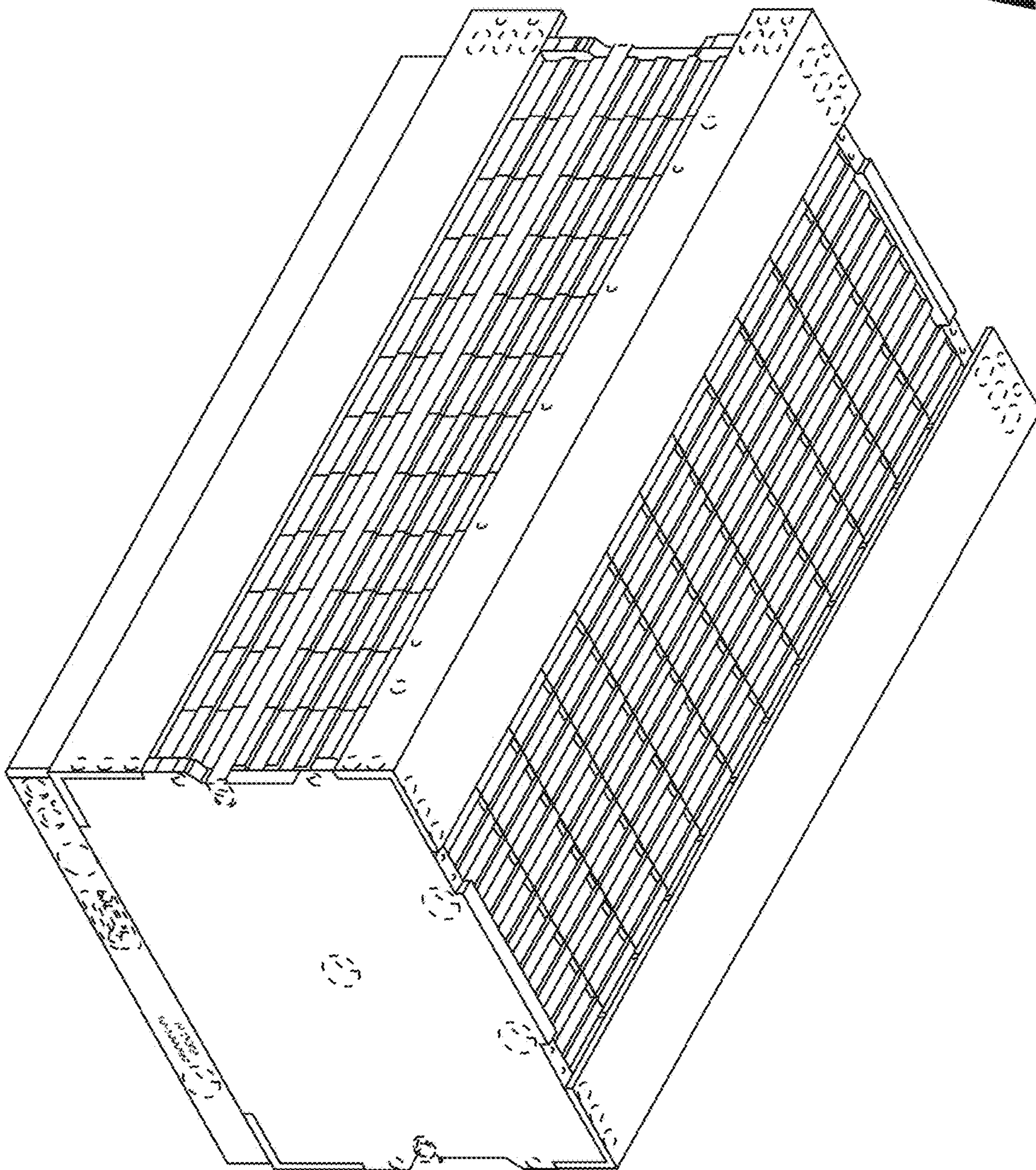


FIG. 7