



US00D847735S

(12) **United States Design Patent** (10) **Patent No.:** **US D847,735 S**
Schoeppner et al. (45) **Date of Patent:** **** May 7, 2019**

- (54) **TIRE SIDEWALL**
- (71) Applicant: **The Goodyear Tire & Rubber Company, Akron, OH (US)**
- (72) Inventors: **Nicholas Thomas Schoeppner, Cuyahoga Falls, OH (US); Paul Bryan Maxwell, Kent, OH (US); Jason David Rismiller, Medina, OH (US)**
- (73) Assignee: **The Goodyear Tire & Rubber Company, Akron, OH (US)**
- (**) Term: **15 Years**
- (21) Appl. No.: **29/633,091**
- (22) Filed: **Jan. 12, 2018**
- (51) **LOC (11) Cl.** **12-15**
- (52) **U.S. Cl.**
USPC **D12/605**
- (58) **Field of Classification Search**
USPC D12/604, 605
CPC B60C 13/00; B60C 1/00
See application file for complete search history.

D569,792 S	5/2008	Holden et al.	D12/605
D581,352 S	11/2008	Harvey	D12/605
D581,353 S	11/2008	Harvey	D12/605
D581,354 S	11/2008	Harvey	D12/605
D583,313 S	12/2008	Harvey	D12/605
D584,682 S *	1/2009	Tanaka	D12/605
D585,017 S	1/2009	Shondel	D12/605
D588,529 S	3/2009	Reese et al.	D12/605
D588,531 S	3/2009	Maxwell	D12/605
D588,532 S	3/2009	Shondel	D12/605
D593,939 S *	6/2009	Maxwell	D12/605
D596,119 S *	7/2009	Fujita	D12/605
D600,199 S *	9/2009	Ibaraki	D12/605
D610,978 S	3/2010	Harvey et al.	D12/605
D610,980 S	3/2010	Shondel	D12/605
D610,981 S	3/2010	Shondel	D12/605
D647,044 S	10/2011	Takemoto	D12/605
D650,323 S	12/2011	Morito et al.	D12/605
D656,090 S	3/2012	Sato	D12/605

(Continued)

Primary Examiner — Michelle E. Wilson
Assistant Examiner — Clese Moore, Jr.
(74) *Attorney, Agent, or Firm* — Robert N. Lipsik

(57) **CLAIM**

The ornamental Design for a tire sidewall, as shown and described.

DESCRIPTION


FIG. 1 is a perspective view of a tire sidewall showing our new design;
FIG. 2 is a front elevational view thereof; and,
FIG. 3 is a front elevational view of a second embodiment thereof showing the disclaimed portions of FIG. 1 in solid lines.
In the drawings, the broken lines showing of the tire tread, inner bead and the peripheral boundary between the tire tread and the sidewall in FIGS. 1 and 2 depict environmental subject matter and form no part of the claimed design.

1 Claim, 3 Drawing Sheets

(56) **References Cited**

U.S. PATENT DOCUMENTS

D385,834 S	11/1997	Ratliff, Jr.	D12/152
D492,648 S	7/2004	Maxwell et al.	D12/605
D517,003 S	3/2006	Shondel	D12/605
D540,250 S	4/2007	Shondel	D12/605
D543,497 S	5/2007	Maxwell et al.	D12/605
D543,499 S *	5/2007	Shondel	D12/605
D549,168 S	8/2007	Shondel et al.	D12/605
D550,150 S	9/2007	Shondel	D12/605
D552,536 S	10/2007	Shondel	D12/605
D557,202 S	12/2007	Shondel	D12/605
D563,310 S	3/2008	Shondel	D12/605
D567,169 S	4/2008	Maxwell et al.	D12/605
D568,236 S	5/2008	Holden et al.	D12/605



(56)

References Cited

U.S. PATENT DOCUMENTS

D662,877	S	7/2012	Arrant et al.	D12/605
D667,369	S	9/2012	Fontaine et al.	D12/605
D669,845	S *	10/2012	Iwabuchi	D12/605
D678,832	S	3/2013	Fontaine et al.	D12/605
D683,695	S *	6/2013	Takeshima	D12/605
D700,886	S *	3/2014	Matsumoto	D12/605
D711,816	S *	8/2014	Iwabuchi	D12/605
D732,468	S	6/2015	Schoepner et al.	D12/605
D734,716	S *	7/2015	Rittweger	D12/605
D735,652	S *	8/2015	Rittweger	D12/605
D735,653	S *	8/2015	Rittweger	D12/605
D750,553	S *	3/2016	Scheifele	D12/605
D768,067	S *	10/2016	Kuwano	D12/605
D769,807	S *	10/2016	Ishikawa	D12/605
D773,987	S *	12/2016	Ishikawa	D12/605
D773,988	S *	12/2016	Itoi	D12/605
D777,656	S *	1/2017	Maxwell	D12/605
D782,406	S *	3/2017	Takahashi	D12/605
D782,407	S *	3/2017	Nagase	D12/605
D790,450	S *	6/2017	Sato	D12/605
D790,451	S *	6/2017	Sato	D12/605
D791,068	S *	7/2017	Ishikawa	D12/605
D791,693	S *	7/2017	Iwabuchi	D12/605
D792,337	S *	7/2017	Ishikawa	D12/605
D792,340	S *	7/2017	Iwabuchi	D12/605
D792,843	S *	7/2017	Taniguchi	D12/605
D800,646	S *	10/2017	Sato	D12/605
D801,263	S *	10/2017	Sato	D12/605
D803,149	S *	11/2017	Ishikawa	D12/605

* cited by examiner

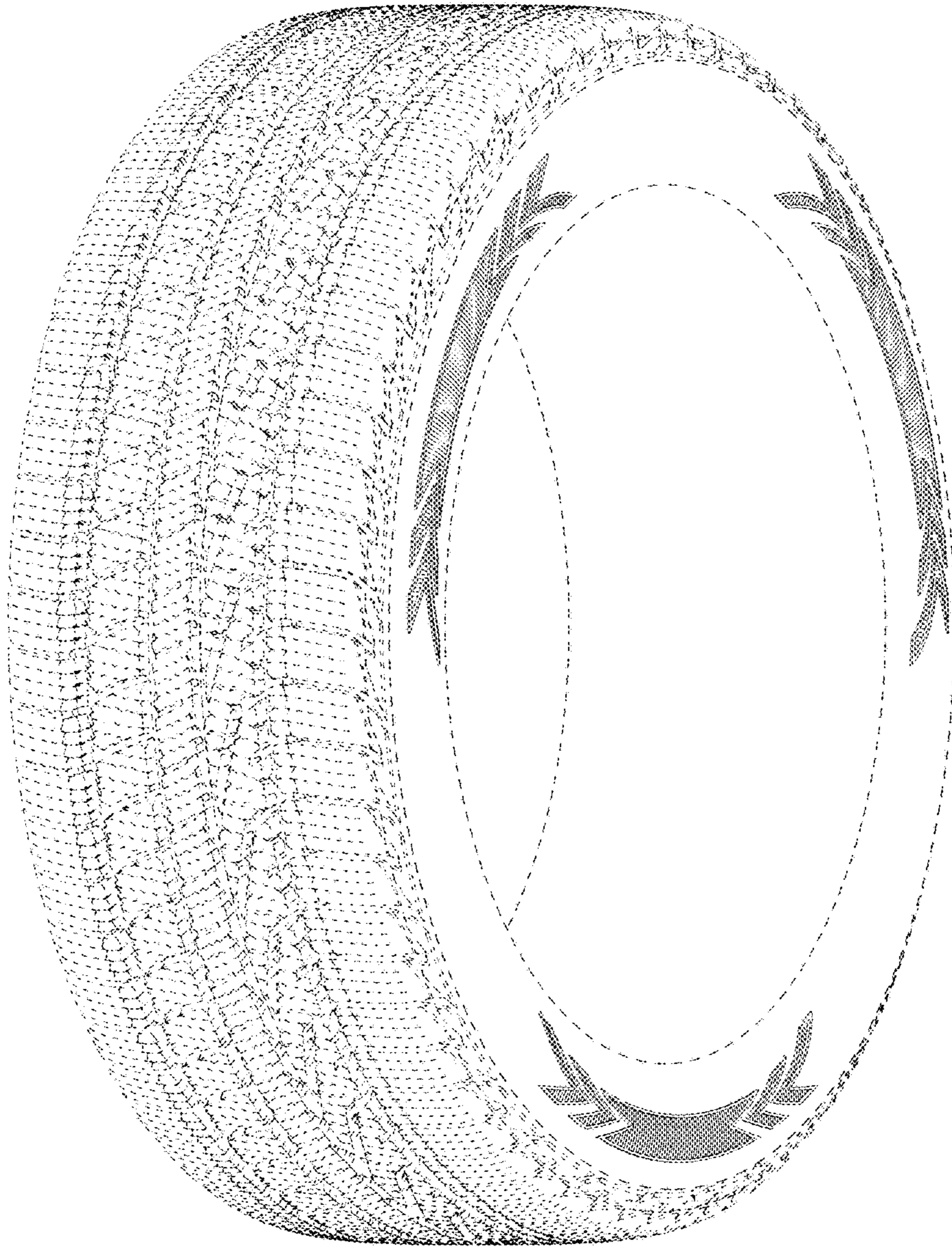


FIG - 1




FIG - 2




FIG - 3