



US00D847728S

(12) **United States Design Patent**
Chattopadhyay

(10) **Patent No.:** **US D847,728 S**

(45) **Date of Patent:** **** May 7, 2019**

- (54) **TIRE**
- (71) Applicant: **CEAT SPECIALTY TYRES LIMITED**, Mumbai (IN)
- (72) Inventor: **Dyutiman Chattopadhyay**, Mumbai (IN)
- (73) Assignee: **CEAT SPECIALTY TYRES LIMITED**, Mumbai (IN)
- (**) Term: **15 Years**
- (21) Appl. No.: **29/634,897**
- (22) Filed: **Jan. 25, 2018**
- (30) **Foreign Application Priority Data**
Dec. 28, 2017 (IN) 300801
- (51) **LOC (11) Cl.** **12-15**
- (52) **U.S. Cl.**
USPC **D12/544**
- (58) **Field of Classification Search**
USPC D12/533-567
CPC . B60C 11/00; B60C 11/0302; B60C 11/0306;
B60C 11/0311; B60C 11/0313
See application file for complete search history.
- (56) **References Cited**
U.S. PATENT DOCUMENTS
D158,031 S * 4/1950 Wilcox 152/209.12
D399,798 S * 10/1998 Grosskopf D12/566

D441,697 S *	5/2001 Allison	D12/536
D471,151 S *	3/2003 Otsuji	D12/544
D549,157 S *	8/2007 Maus	D12/544
D577,657 S *	9/2008 Maus	D12/544
D656,085 S *	3/2012 Maus	D12/544
D710,292 S *	8/2014 Le	D12/564
D724,008 S *	3/2015 Mathonet	D12/564
D786,782 S *	5/2017 Dixon	D12/563

* cited by examiner

Primary Examiner — George D. Kirschbaum

Assistant Examiner — Joseph J Kukella

(74) *Attorney, Agent, or Firm* — Seed IP Law Group LLP

(57) **CLAIM**

The ornamental design for a tire, as shown and described.

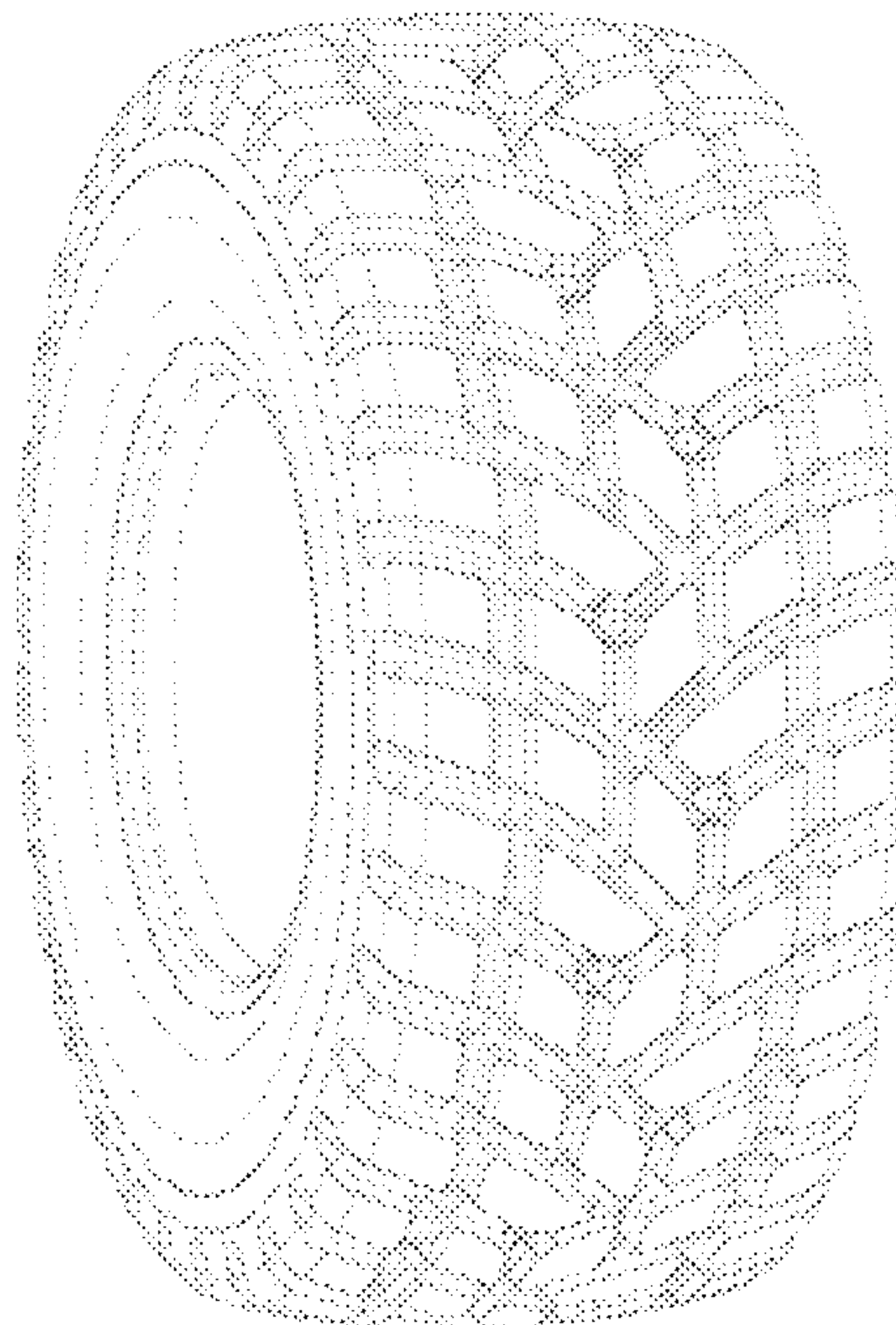
DESCRIPTION

FIG. 1 is a perspective view of a tire showing my new design.

FIG. 2 is a front elevational view thereof, the rear elevational view being a mirror image of the front elevational view; and, FIG. 3 is a left side elevational view thereof, the right side elevational being a mirror image of the left side elevational view.

The broken lines in the figures represent features of the article of manufacture that form no part of the claimed design.

1 Claim, 3 Drawing Sheets



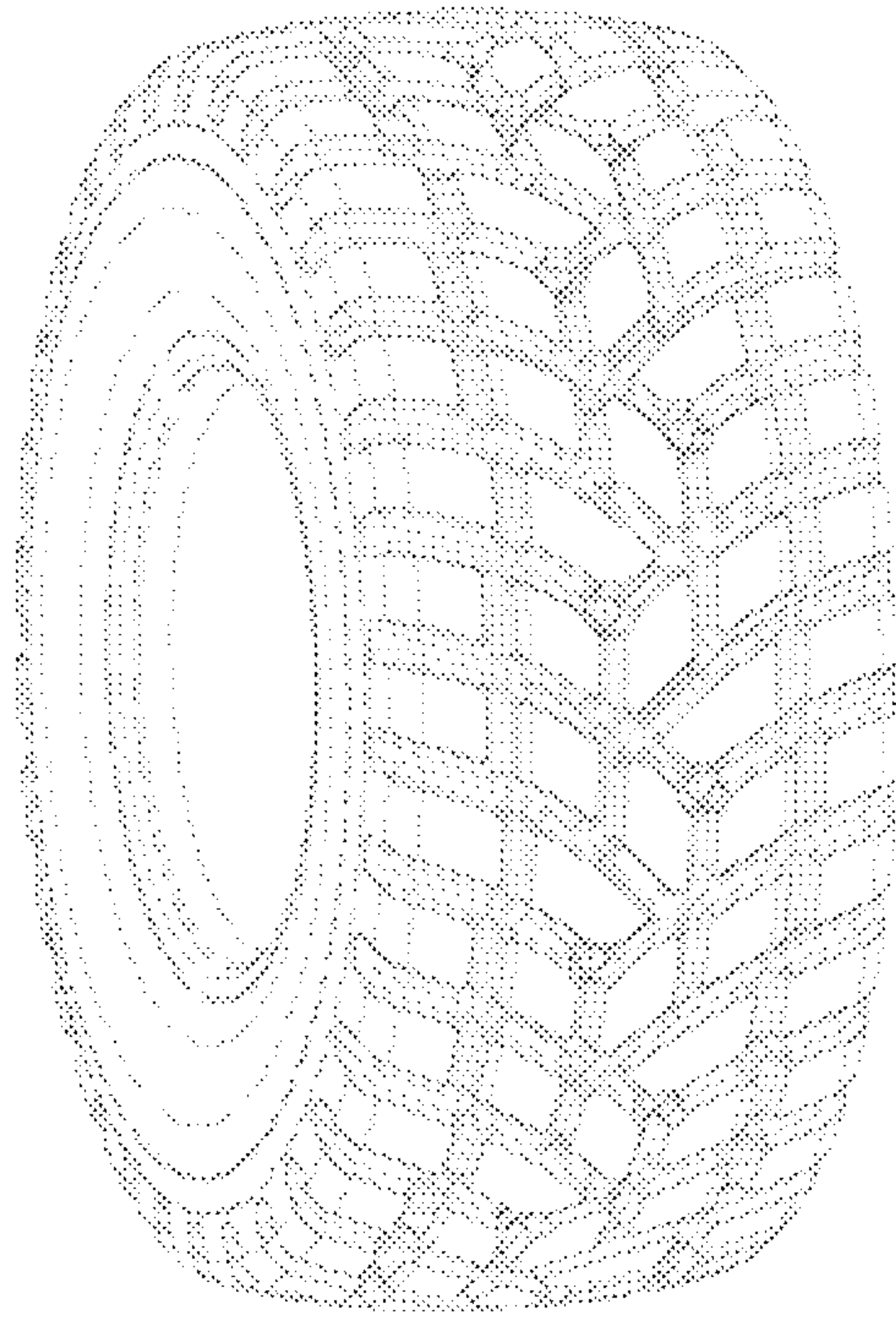


FIG. 1

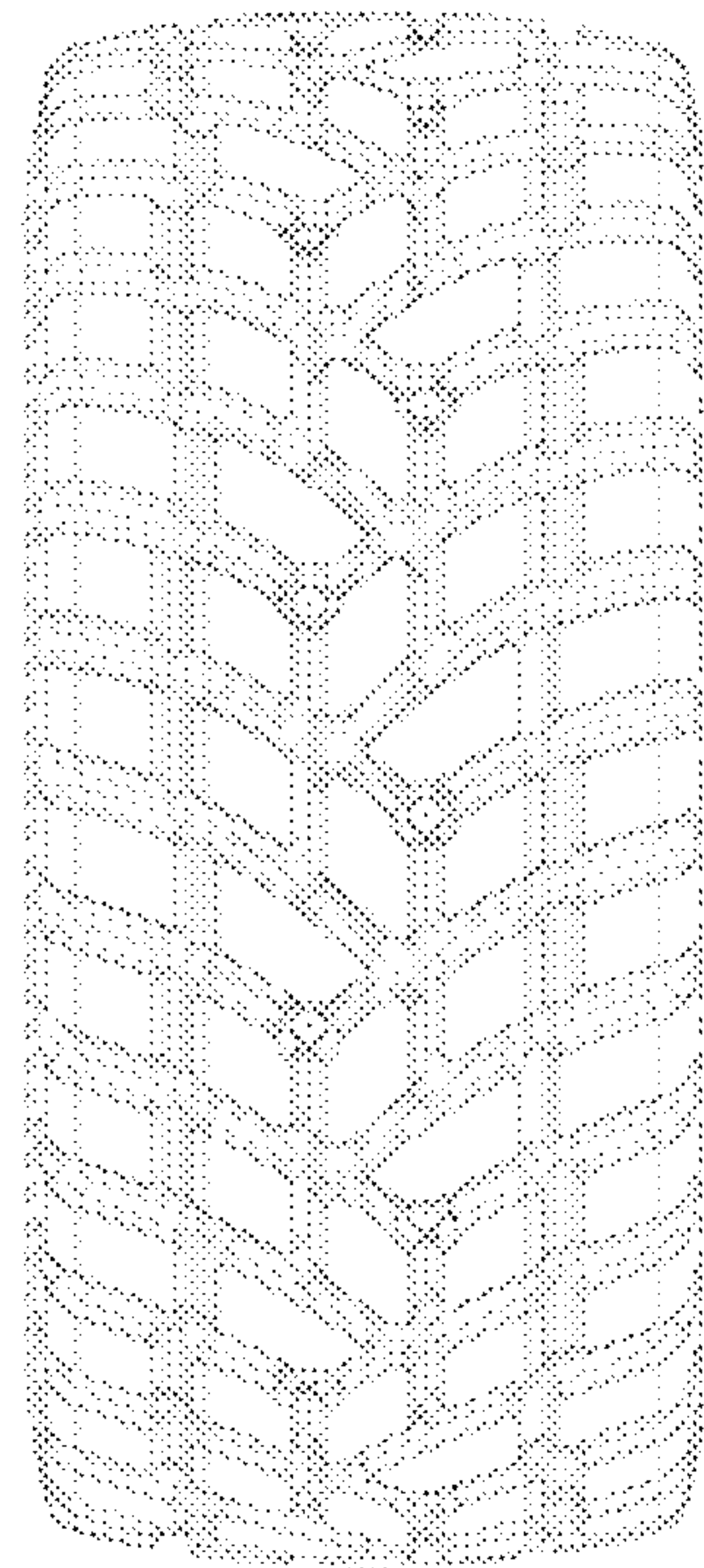


FIG. 2




FIG. 3