



US00D847725S

(12) **United States Design Patent** (10) **Patent No.:** **US D847,725 S**
Dixon et al. (45) **Date of Patent:** **** May 7, 2019**

(54) **TIRE**
(71) Applicant: **The Goodyear Tire & Rubber Company, Akron, OH (US)**
(72) Inventors: **Max Harold Dixon, Kent, OH (US); Susan Lewis Madar, Macedonia, OH (US); Joel Joseph Lazeration, Copley, OH (US); John Stephen Guilford, Seville, OH (US); Samin Askarian, Highland Heights, OH (US)**
(73) Assignee: **The Goodyear Tire & Rubber Company, Akron, OH (US)**
(**) Term: **15 Years**
(21) Appl. No.: **29/617,257**
(22) Filed: **Sep. 13, 2017**
(51) **LOC (11) Cl.** **12-15**
(52) **U.S. Cl.**
USPC **D12/512**
(58) **Field of Classification Search**
USPC D12/605, 500-501, 506, 534-538, D12/569-573, 604, 900, 202, 502-505, D12/507-533, 539-568, 574-603; D5/30; D7/396.4, 396.5
CPC B60C 13/00; B60C 1/00
See application file for complete search history.

D392,605 S 3/1998 Le et al. D12/146
D398,889 S * 9/1998 Slingluff D12/532
D407,678 S * 4/1999 Dixon D12/566
D409,955 S 5/1999 de Barsy D12/146
D414,449 S 9/1999 Schuster D12/146
D425,457 S 5/2000 Gillard et al. D12/146
D427,552 S 7/2000 Young D12/147

(Continued)

Primary Examiner — Robin V Webster
Assistant Examiner — Rachel A Voorhies
(74) *Attorney, Agent, or Firm* — Robert N. Lipsik

(57) **CLAIM**

The ornamental design for a tire, as shown and described.

DESCRIPTION

FIG. 1 is a perspective view of a tire showing our new design, it being understood that the pattern repeats uniformly throughout the circumference of the tread;
FIG. 2 is a front elevational view thereof;
FIG. 3 is a right side elevational view thereof; the left side elevational view being identical thereto;
FIG. 4 is an enlarged fragmentary front elevational view thereof;
FIG. 5 is a perspective view of a second embodiment of a tire showing our new design, it being understood that the interior of the tire forms no part of the claim, that the pattern repeats uniformly throughout the circumference of the tread and that the opposite side view is identical thereto; and,
FIG. 6 is a front elevational view of a second embodiment, it being understood that an enlarged fragmentary view thereof would be substantially identical to that shown in FIG. 4, with the exception of the inclusion of the sidewall in the claim.

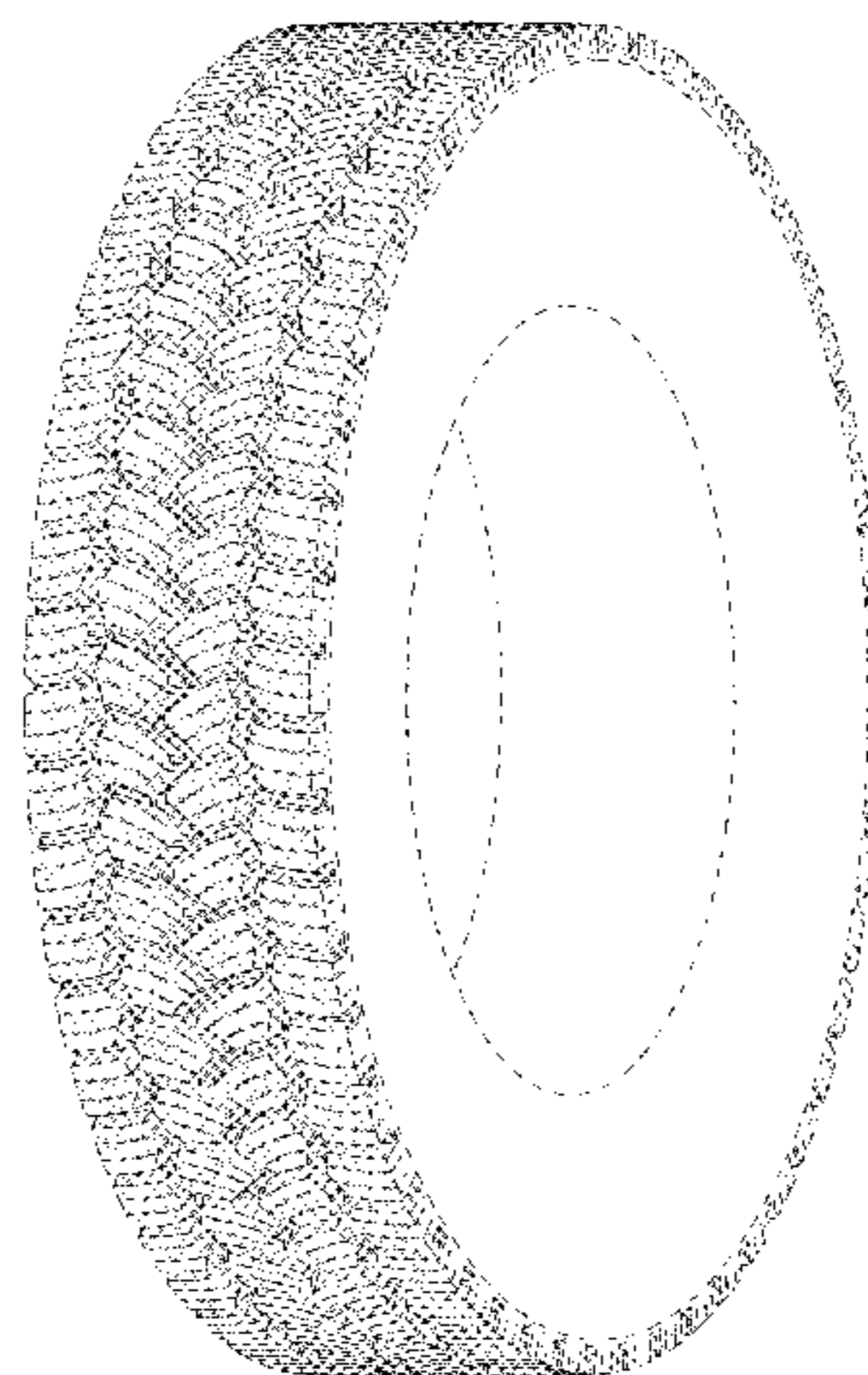
In the drawings, the broken lines immediately adjacent to the outer edges of the tire shoulder represent boundaries of the claim, and the broken lines depict environmental subject matter only and form no part of the claimed design.

1 Claim, 6 Drawing Sheets

(56) **References Cited**

U.S. PATENT DOCUMENTS

D215,572 S * 10/1969 Pules D12/587
D335,478 S * 5/1993 Slingluff D12/531
D380,715 S 7/1997 Harris et al. D12/147
D383,716 S 9/1997 Brown et al. D12/147
D384,613 S 10/1997 Le et al. D12/146
D385,520 S 10/1997 Scheuren et al. D12/147
D390,818 S 2/1998 de Barsy et al. D12/147



(56)

References Cited

U.S. PATENT DOCUMENTS

D442,897 S	5/2001	Cazin-Bourguignon et al.	D12/147	D647,841 S *	11/2011	Ebel	D12/521
D444,109 S	6/2001	de Coninck et al.	D12/147	D648,262 S	11/2011	Hermann et al.	D12/579
D448,721 S *	10/2001	Ochi	D12/564	D656,890 S	4/2012	Rittweger	D12/583
D455,380 S *	4/2002	Traulle	D12/552	D661,639 S	6/2012	Carter et al.	D12/579
D457,128 S	5/2002	Robert et al.	D12/602	D662,876 S	7/2012	Larregain	D12/602
D472,516 S *	4/2003	Douce	D12/560	D664,913 S *	8/2012	Le	D12/521
D473,843 S	4/2003	Le et al.	D12/600	D669,417 S *	10/2012	Takei	D12/564
D493,415 S	7/2004	Noailly	D12/579	D674,742 S	1/2013	Krier et al.	D12/598
D504,386 S *	4/2005	Seifert	D12/532	D678,831 S	3/2013	Hermann et al.	D12/579
D512,369 S *	12/2005	Lo	B60C 11/01	D722,949 S *	2/2015	Takei	D12/553
			D12/548	D725,585 S *	3/2015	Brandau	D12/531
D530,661 S *	10/2006	Matsumoto	D12/532	D728,465 S	5/2015	Kuwahara	D12/600
D537,033 S	2/2007	Dumigan et al.	D12/602	D732,466 S *	6/2015	Ma	D12/590
D556,669 S *	12/2007	Fugier	D12/512	D733,635 S *	7/2015	Digman	B60C 11/01
D585,821 S *	2/2009	Campana	D12/584				D12/521
D589,436 S	3/2009	Beha et al.	D12/579	D735,118 S *	7/2015	Dixon	D12/578
D592,590 S	5/2009	Janesh et al.	D12/600	D738,815 S	9/2015	Dixon et al.	D12/594
D598,369 S	8/2009	Beha	D12/602	D744,409 S	12/2015	Krier et al.	D12/583
D601,086 S	9/2009	Maus et al.	D12/602	D759,583 S	6/2016	Krier et al.	D12/600
D610,971 S	3/2010	Zimmerman et al.	D12/600	D760,155 S *	6/2016	Fontaine	D12/601
D615,485 S	5/2010	Hamada	D12/600	D762,556 S	8/2016	Dixon et al.	D12/583
D622,211 S	8/2010	Maus et al.	D12/579	D767,482 S *	9/2016	Kiwaki	D12/584
D627,707 S	11/2010	Le et al.	D12/566	D780,096 S *	2/2017	Wu	D12/571
D627,713 S	11/2010	Le et al.	D12/600	D780,685 S	3/2017	Krier et al.	D12/602
D631,002 S	1/2011	Cazin-Bourguignon et al.	D12/602	D781,220 S	3/2017	Scheifele et al.	D12/579
			D12/602	D789,277 S *	6/2017	Dixon	D12/518
D636,722 S	4/2011	Davidson et al.	D12/602	D791,681 S	7/2017	Zhang et al.	D12/501
D637,142 S	5/2011	Nicolas et al.	D12/579	D791,682 S *	7/2017	Heinhaupt	D12/519
D637,152 S	5/2011	Maus et al.	D12/602	D791,686 S	7/2017	Krier et al.	D12/553
D641,314 S	7/2011	Strader et al.	D12/602	D813,795 S *	3/2018	Farinelle	D12/588
D645,806 S	9/2011	Dixon et al.	D12/579	D818,941 S *	5/2018	Parr	D12/604
				D820,774 S *	6/2018	Brayer	D12/552
				D826,841 S *	8/2018	Kujime	D12/505
				D829,639 S *	10/2018	Leocadio	D12/521

* cited by examiner

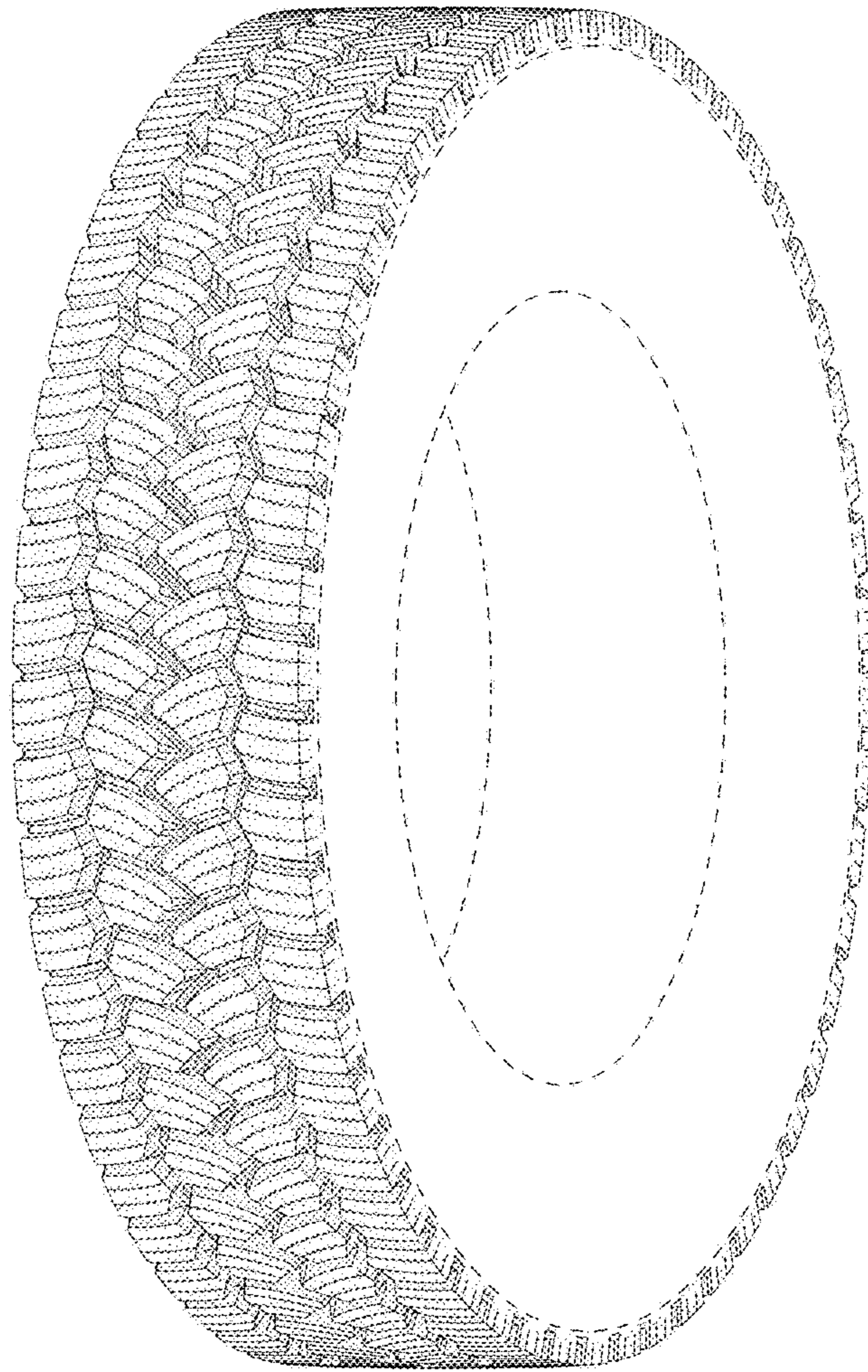


FIG - 1

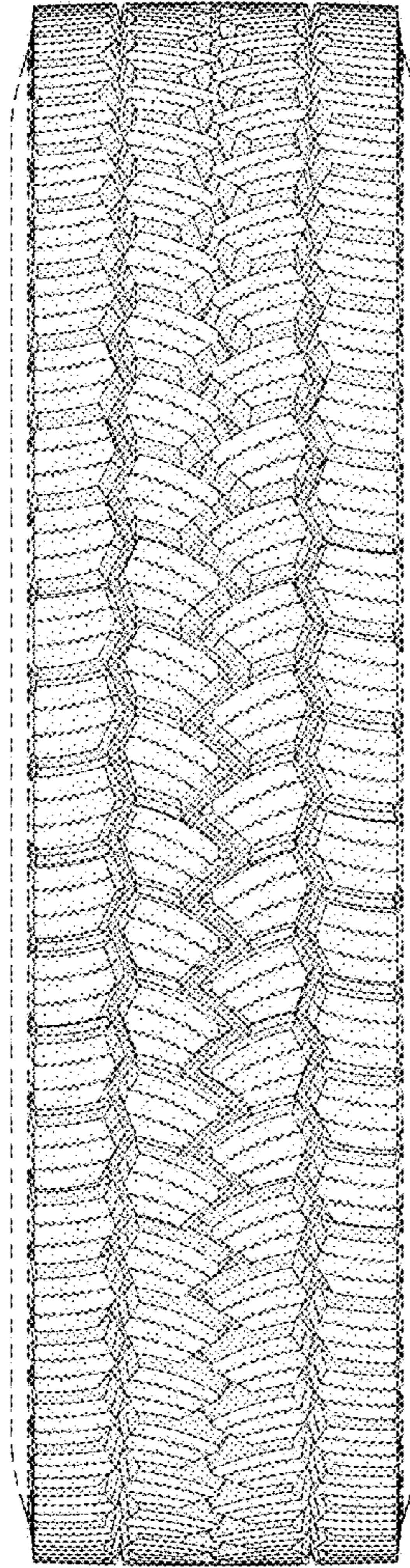


FIG - 2

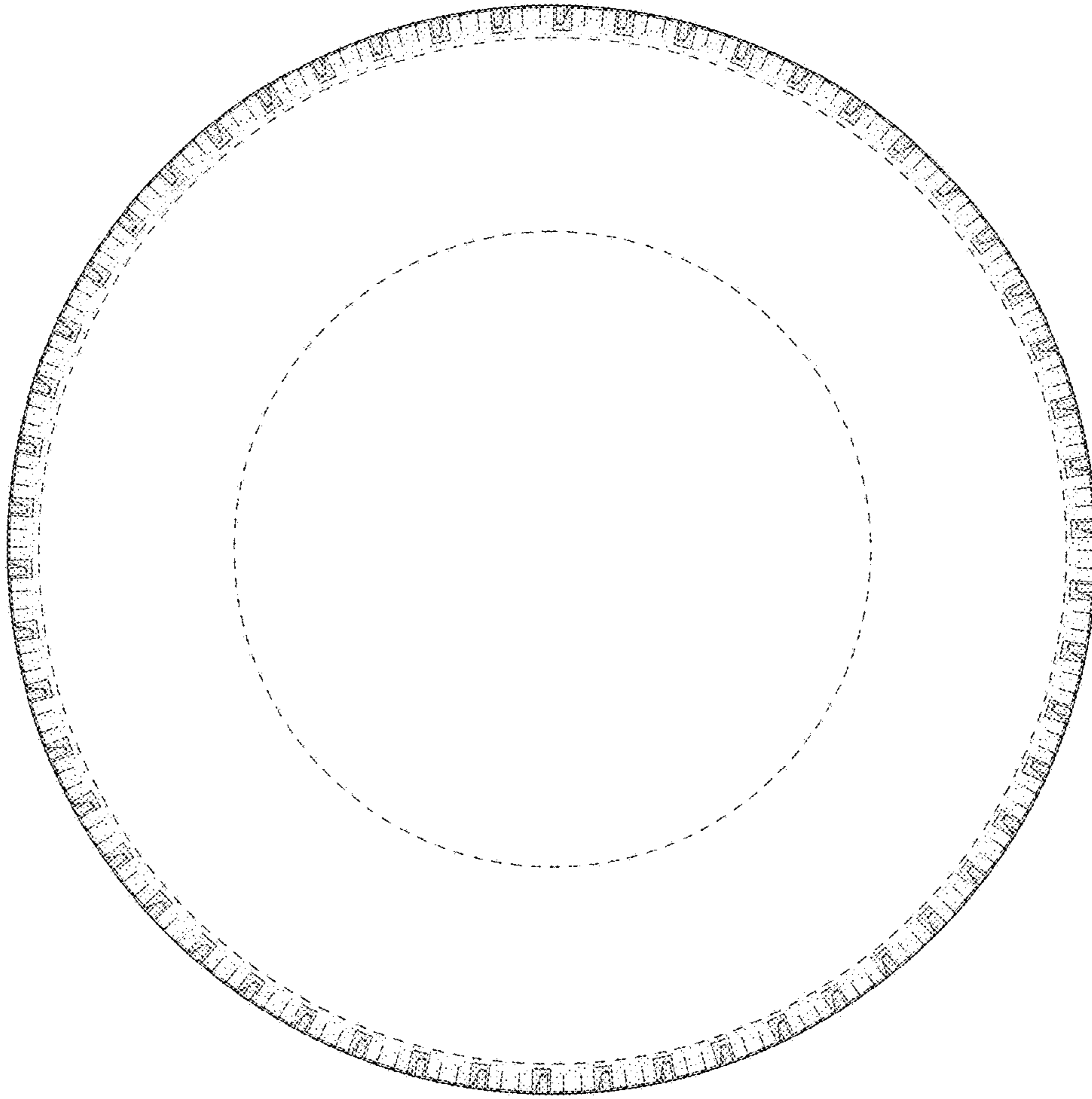


FIG - 3

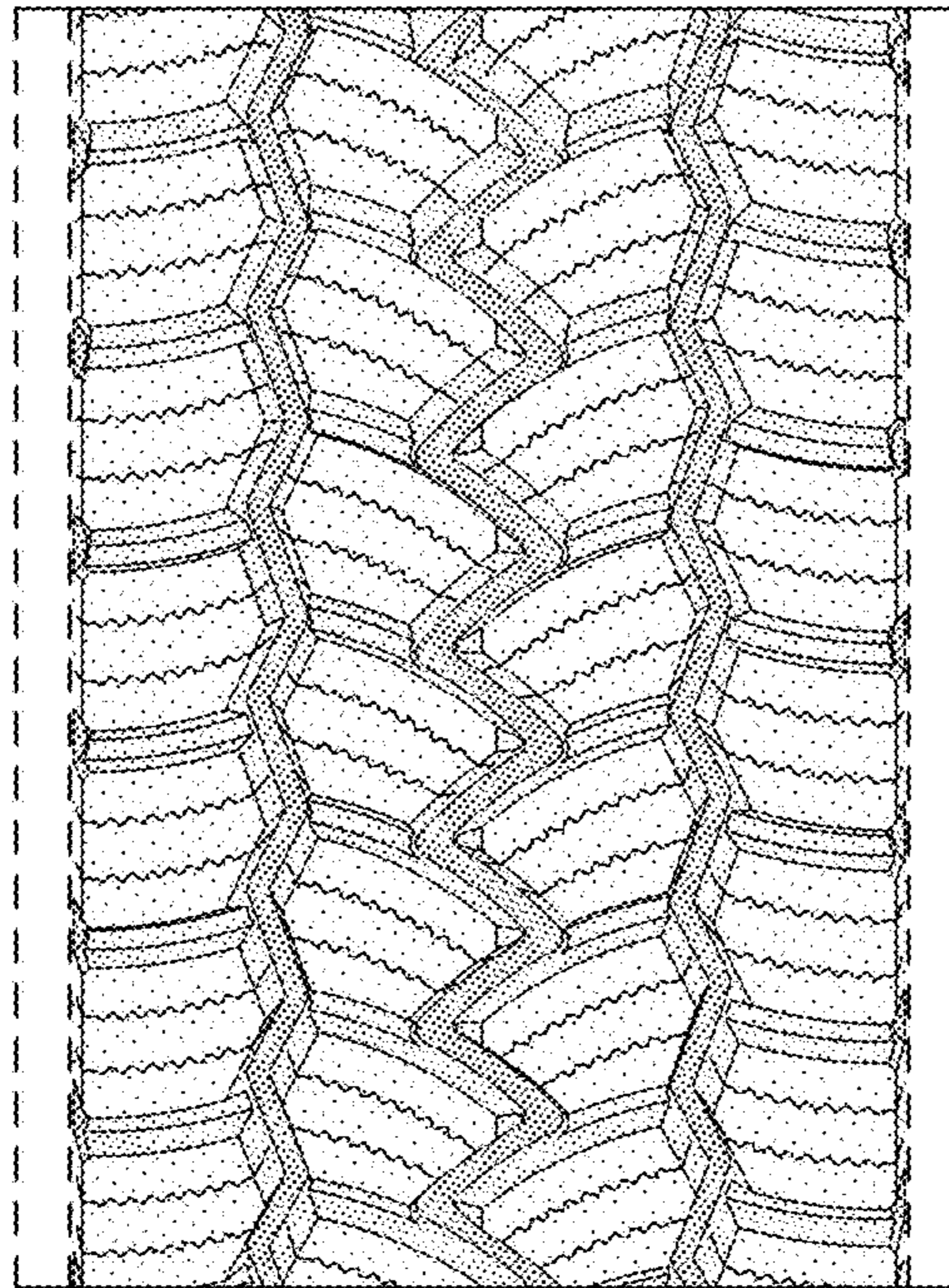


FIG - 4

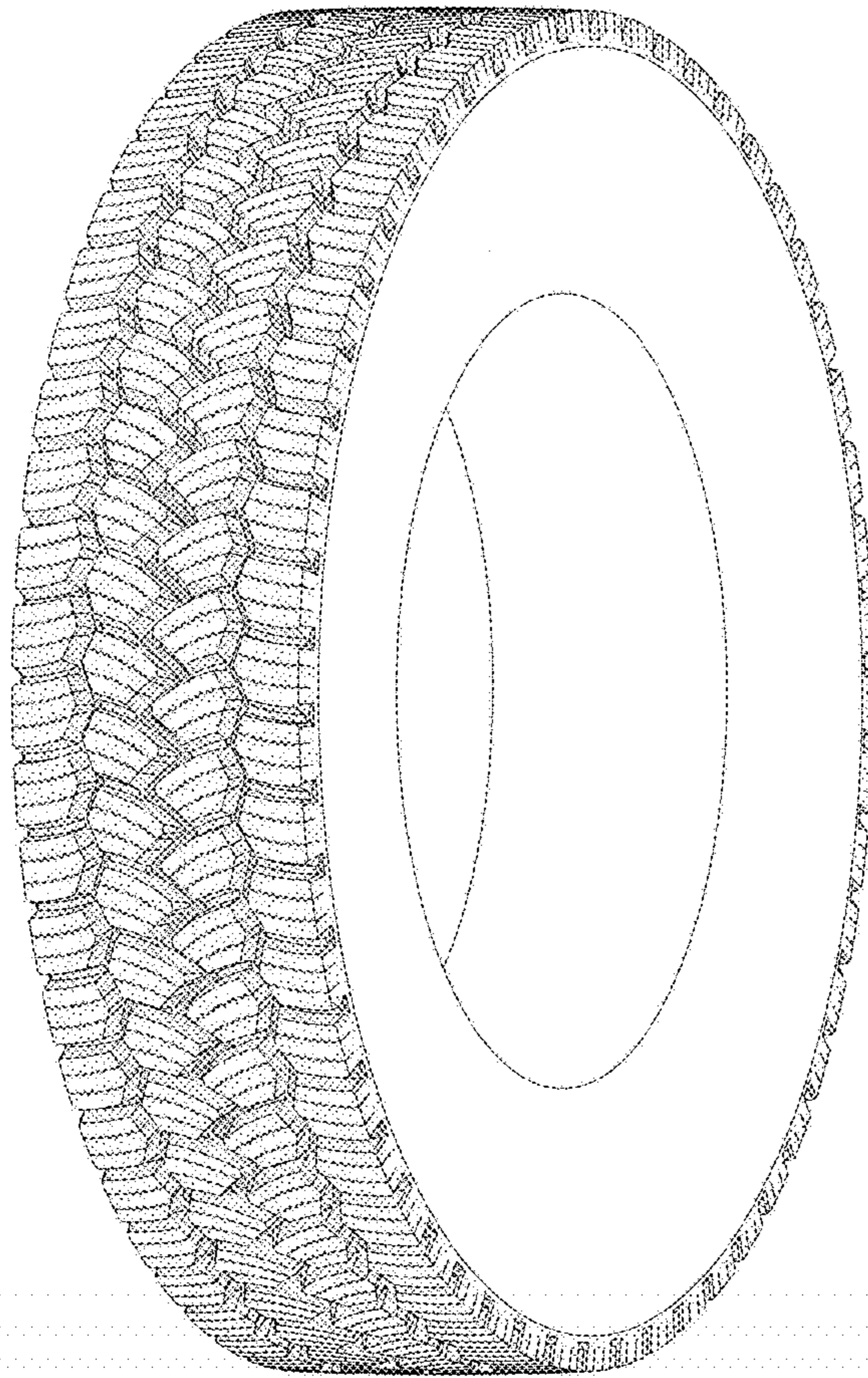


FIG - 5

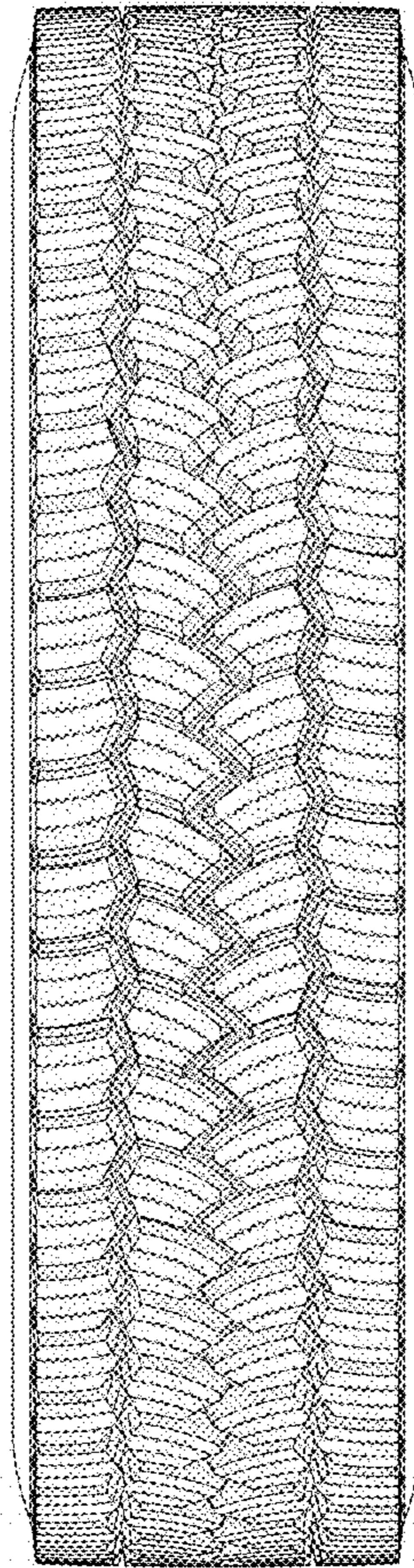


FIG - 6