



US00D847723S

(12) **United States Design Patent** (10) **Patent No.:** **US D847,723 S**
Bethwaite (45) **Date of Patent:** **** May 7, 2019**

(54) **RIGGING SYSTEM INCLUDING CURVED VANG TUBES**

4,406,240 A * 9/1983 Andersen B63H 9/1085
114/102.21

D274,238 S * 6/1984 Mellinger D12/304
5,070,802 A 12/1991 Corlett

(Continued)

(71) Applicant: **UP MARINE TECHNOLOGY LIMITED**, Wanchai (HK)

(72) Inventor: **Julian Bethwaite**, Wanchai (HK)

(73) Assignee: **UP Marine Technology Limited**, Wanchai (HK)

FOREIGN PATENT DOCUMENTS

AU 2012 202230 11/2012
FR 2900633 11/2007

(**) Term: **15 Years**

(21) Appl. No.: **29/600,931**

(22) Filed: **Apr. 17, 2017**

OTHER PUBLICATIONS

PCT Search Report dated Aug. 3, 2017 for International Application No. PCT/AU2017/050490 filed May 25, 2017.

(Continued)

(30) **Foreign Application Priority Data**

Oct. 18, 2016 (AU) 201615886

(51) **LOC (11) Cl.** **12-06**

(52) **U.S. Cl.**
USPC **D12/223**

(58) **Field of Classification Search**
USPC D12/317, 316, 318, 400, 406, 223, 303,
D12/304; D8/349, 354
CPC B63H 9/08; B63H 9/10; B63H 9/1071;
B63H 9/1085; B63H 2009/0692; B63B
17/00; B63B 2017/0063; B63B 15/0083;
B63B 2015/0025

See application file for complete search history.

Primary Examiner — Sandra S Snapp

Assistant Examiner — Ieisha N Price

(74) *Attorney, Agent, or Firm* — Knobbe, Martens, Olson & Bear, LLP

(57) **CLAIM**

The ornamental design for a rigging system including curved vang tubes, as shown and described.

DESCRIPTION

FIG. 1 is a perspective view of a rigging system including curved vang tubes, showing my new design.

FIG. 2 is a side view thereof; the opposite side view is a mirror image thereof.

FIG. 3 is an enlarged detail view of the portion of FIG. 2 identified by the broken line circle.

FIG. 4 is a front elevational view thereof.

FIG. 5 is a rear elevational view thereof; and,

FIG. 6 is a top plan view thereof.


The broken line circle labeled with a number '3' and superimposed over the side view in FIG. 2 defines an area of the side view that is enlarged and shown in greater detail in FIG. 3. Neither the broken line circle nor the number '3' form any part of the claimed design.

(56) **References Cited**

U.S. PATENT DOCUMENTS

D175,424 S * 8/1955 Lyman D12/303
D218,718 S * 9/1970 Pyle D12/303
3,598,075 A * 8/1971 Kenney B63B 15/0083
114/102.12
D241,326 S * 9/1976 Crealock D12/303
4,108,100 A * 8/1978 Jamieson B63B 15/02
114/102.12

1 Claim, 6 Drawing Sheets



(56)

References Cited

U.S. PATENT DOCUMENTS

5,115,752 A * 5/1992 Mitchell B63H 9/1085
114/89
5,144,903 A * 9/1992 Ozeki B63H 9/1071
114/102.22
5,181,477 A * 1/1993 Harken B63H 9/1085
114/106
5,524,565 A * 6/1996 Lavin B63H 9/04
114/219
5,967,073 A * 10/1999 Petersen B63H 9/1078
114/102.17
6,062,155 A 5/2000 Corlett
7,650,846 B2 * 1/2010 McKim B63H 9/1035
114/104
D807,272 S * 1/2018 von Meer D12/304
2002/0000182 A1 * 1/2002 Hartlmeier B63H 9/1085
114/90
2004/0069196 A1 * 4/2004 Falb B63H 9/1085
114/97
2004/0129193 A1 * 7/2004 Falb B63H 9/1085
114/90
2006/0137588 A1 * 6/2006 Raimondo B63H 9/1085
114/102.1

2006/0174810 A1 * 8/2006 Ma B63H 9/10
114/102.1
2009/0013915 A1 * 1/2009 Cazzaro B63H 9/10
114/106
2012/0266798 A1 * 10/2012 Winnington-Ingram
B21D 28/10
114/98

OTHER PUBLICATIONS

Boomkicker (retrieved Dec. 22, 2016) URL:<http://web.archive.org/web/20160109145356/http://boomkicker.com/>> Images labelled 'Mizzen on Amel 46' Ketch' and Esse 750.
Gnav system: Selden Mast AB (retrieved May 1, 2017) URL:http://web.archive.org/web/20140603011923/http://www.seldenmast.com/en/products/dinghies_only/booms/gnav_system.html published Jun. 3, 2014 as per Wayback Machine.
VX One Design—Sail Magazine [retrieved May 1, 2017] URL:<http://web.archive.org/web/20150907183852/http://www.sailmagazine.com/boat-reviews/vx-one-design/>>published Sep. 7, 2015 as per Wayback Machine.

* cited by examiner



FIG. 1

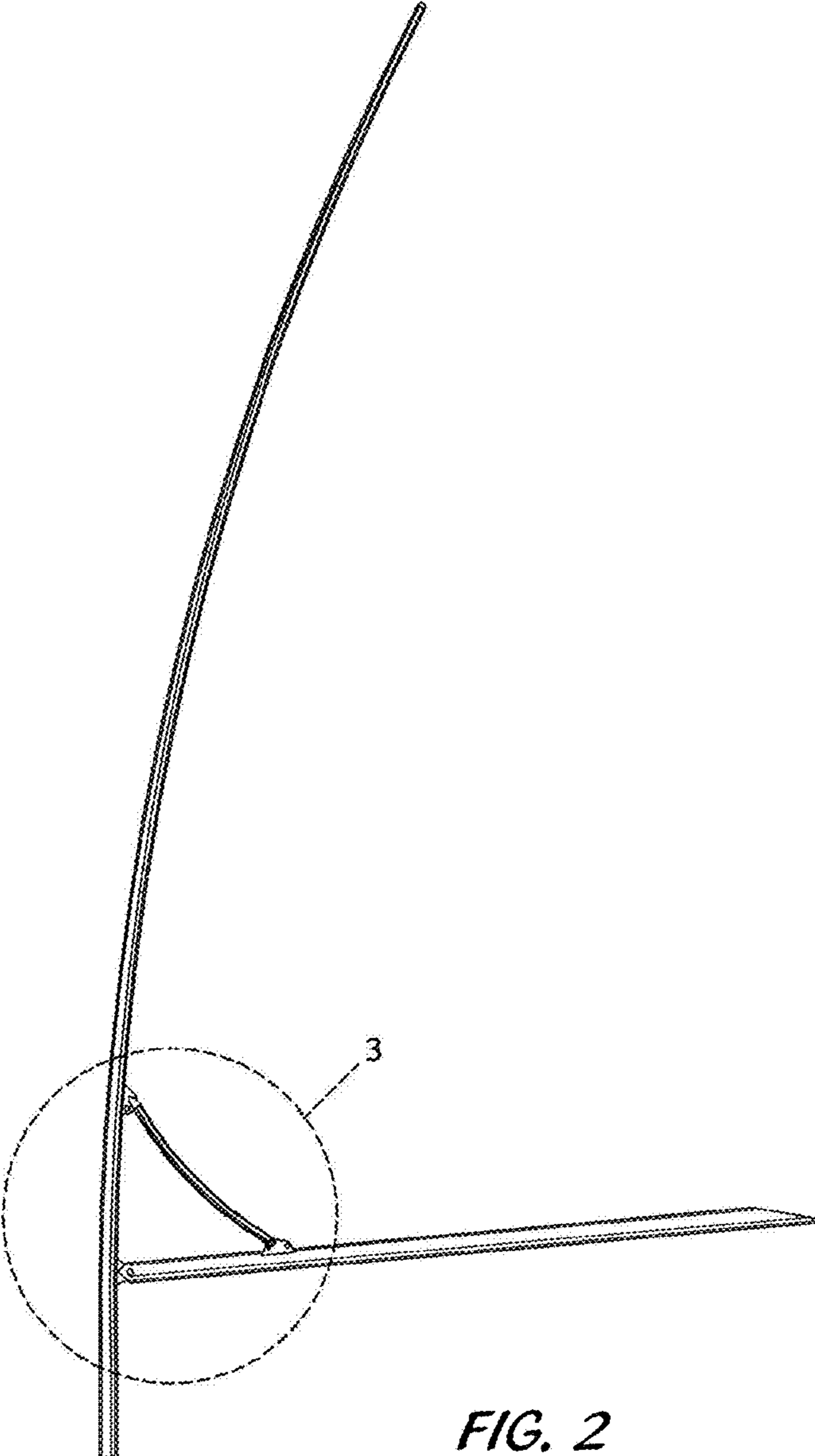


FIG. 2

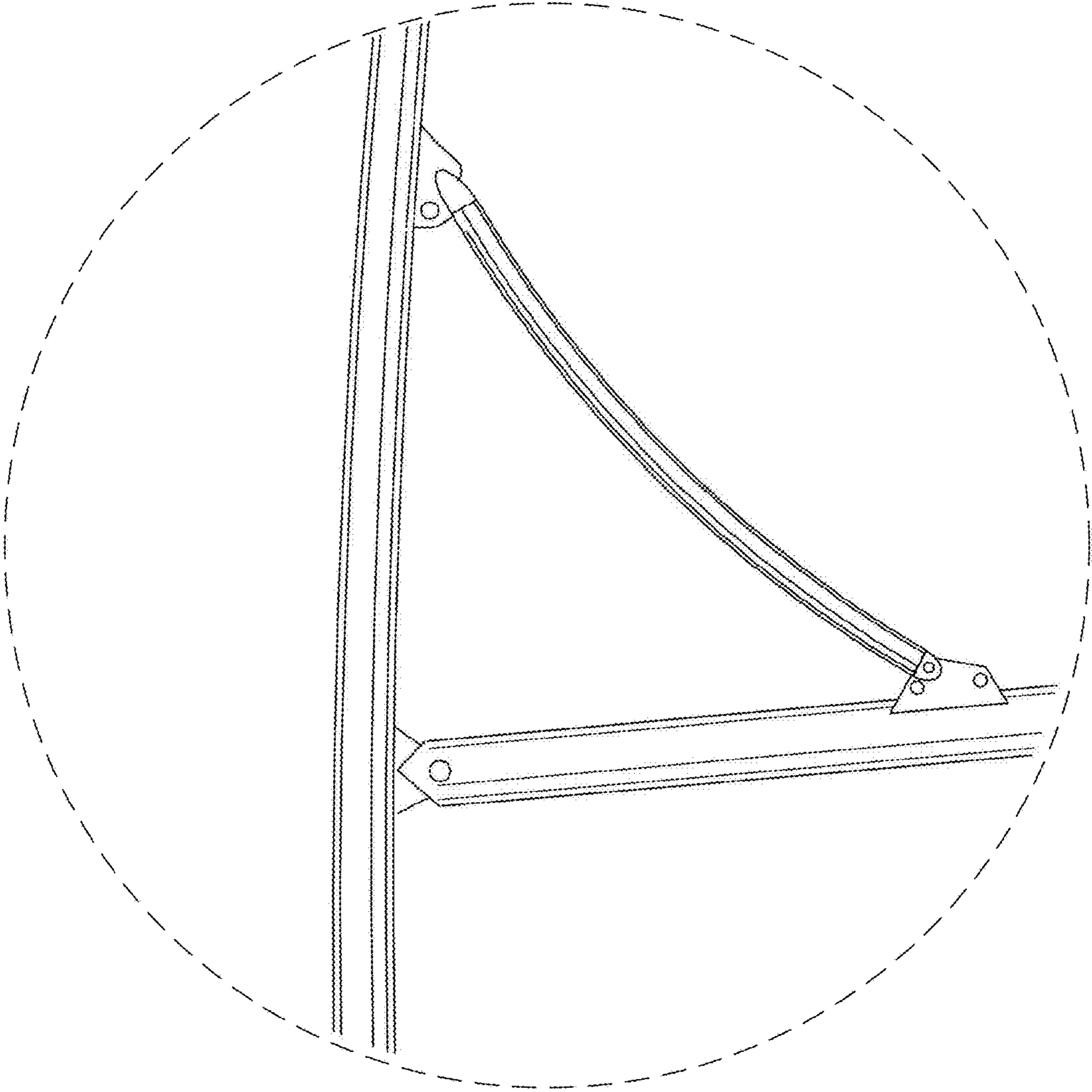


FIG. 3



FIG. 4



FIG. 5




FIG. 6