

US00D847718S

(12) **United States Design Patent**
Han

(10) **Patent No.:** **US D847,718 S**

(45) **Date of Patent:** **** May 7, 2019**

(54) **AUTOMOTIVE WHEEL**

(71) Applicant: **Donnie Han**, Corona, CA (US)

(72) Inventor: **Donnie Han**, Corona, CA (US)

(**) Term: **15 Years**

(21) Appl. No.: **29/621,791**

(22) Filed: **Oct. 11, 2017**

(51) **LOC (11) Cl.** **12-16**

(52) **U.S. Cl.**

USPC **D12/209**

(58) **Field of Classification Search**

USPC D12/204–213; D21/533, 561, 563

CPC B60B 7/00; B60B 7/02; B60B 7/04; B60B

7/06; B60B 3/02; B60B 3/04; B60B 3/06;

B60B 3/10; B60B 1/00; B60B 1/08;

B60B 1/10; B60B 1/12

See application file for complete search history.

(56) **References Cited**

U.S. PATENT DOCUMENTS

1,175,315 A *	3/1916	Smith	B60B 3/04 301/6.1
D734,702 S *	7/2015	Hale	D12/209
D737,749 S *	9/2015	Hale	D12/213
D802,509 S *	11/2017	Tran	D12/209
D817,844 S *	5/2018	Hale, Jr.	D12/209
D823,214 S *	7/2018	Chung	D12/209
D824,314 S *	7/2018	Chung	D12/209

D826,827 S * 8/2018 Tran B60B 3/04

D12/209

D833,942 S * 11/2018 Chung D12/209

D834,487 S * 11/2018 Han D12/209

D835,021 S * 12/2018 Sempek D12/209

* cited by examiner

Primary Examiner — Sheryl Lane

Assistant Examiner — Calvin E Vansant

(57) **CLAIM**

The ornamental design for an automotive wheel, as shown and described.

DESCRIPTION

FIG. 1 is a perspective view of an automotive wheel, showing my new design;

FIG. 2 is a front view thereof;

FIG. 3 is a perspective view of a second embodiment of an automotive wheel, showing my new design;

FIG. 4 is a front view of FIG. 3;

FIG. 5 is a perspective view of a third embodiment of an automotive wheel, showing my new design;

FIG. 6 is a front view of FIG. 5;

FIG. 7 is a perspective view of a fourth embodiment of an automotive wheel, showing my new design;

FIG. 8 is a front view of FIG. 7;

FIG. 9 is a perspective view of a fifth embodiment of an automotive wheel, showing my new design;

FIG. 10 is a front view of FIG. 9;

FIG. 11 is a perspective view of a sixth embodiment of an automotive wheel, showing my new design; and,

FIG. 12 is a front view of FIG. 11.

1 Claim, 12 Drawing Sheets







FIGURE 1




FIGURE 2



FIGURE 3




FIGURE 4



FIGURE 5




FIGURE 6



FIGURE 7




FIGURE 8



FIGURE 9




FIGURE 10



FIGURE 11




FIGURE 12