



US00D847712S

(12) **United States Design Patent** (10) **Patent No.:** **US D847,712 S**
Tomasson et al. (45) **Date of Patent:** **** May 7, 2019**

(54) **INTERACTIVE EQUIPMENT**
(71) Applicant: **NIO NEXTEV LIMITED**, Hong Kong (HK)
(72) Inventors: **Kris Tomasson**, Munich (DE); **Kaveh Shirdel**, Munich (DE); **Xiaokang Li**, Munich (DE); **Alexander Knorr**, Munich (DE)
(73) Assignee: **NIO NEXTEV LIMITED**, Hong Kong (HK)
(**) Term: **15 Years**
(21) Appl. No.: **29/629,825**
(22) Filed: **Dec. 15, 2017**
(51) **LOC (11) Cl.** **12-16**
(52) **U.S. Cl.**
USPC **D12/192**
(58) **Field of Classification Search**
USPC D12/192, 415, 114, 345; D15/17, 28; D10/46, 98, 102-103, 122-127; D23/234
CPC B60H 1/343407; B60H 1/3414; B60H 1/3428; B60H 1/3435; B60H 1/3442; B60H 1/345; B60H 1/3457; B60H 2001/3464; B60H 2001/3471; B60H 2001/3478; B60H 2001/3485
See application file for complete search history.

D764,990 S * 8/2016 Sethapun D12/192
D777,800 S * 1/2017 Furuki D15/28
D802,504 S * 11/2017 Weng D12/192
D811,869 S * 3/2018 Gallion D8/394
D820,753 S * 6/2018 Lee D12/192

* cited by examiner
Primary Examiner — Katrina A Betton
(74) *Attorney, Agent, or Firm* — Barkume & Associates, P.C.

(57) **CLAIM**
The ornamental design for an interactive equipment, as shown and described.

DESCRIPTION

FIG. 1 is a front perspective view of an interactive equipment showing our new design;
FIG. 2 is a left elevated side view thereof;
FIG. 3 is a right elevated side view thereof;
FIG. 4 is a top view thereof;
FIG. 5 is a right front perspective view thereof;
FIG. 6 is a left front perspective view thereof;
FIG. 7 is a right rear perspective view thereof;
FIG. 8 is a left rear perspective view thereof;
FIG. 9 is a top rear perspective view thereof;
FIG. 10 is another left front perspective view thereof;
FIG. 11 is a rear view thereof;
FIG. 12 is a rear elevated view thereof;
FIG. 13 is a front elevated view thereof;
FIG. 14 is a right view thereof;
FIG. 15 is a front view thereof; and,
FIG. 16 is a left view thereof.
The broken lines in the drawings illustrate portions of an interactive equipment that form no part of the claimed design.

(56) **References Cited**
U.S. PATENT DOCUMENTS
D613,770 S * 4/2010 Kitamura D15/7
D705,146 S * 5/2014 Takagi D12/192
D705,147 S * 5/2014 Kinoshita D12/192
D721,995 S * 2/2015 Johansson D12/192

1 Claim, 7 Drawing Sheets






Figure 1

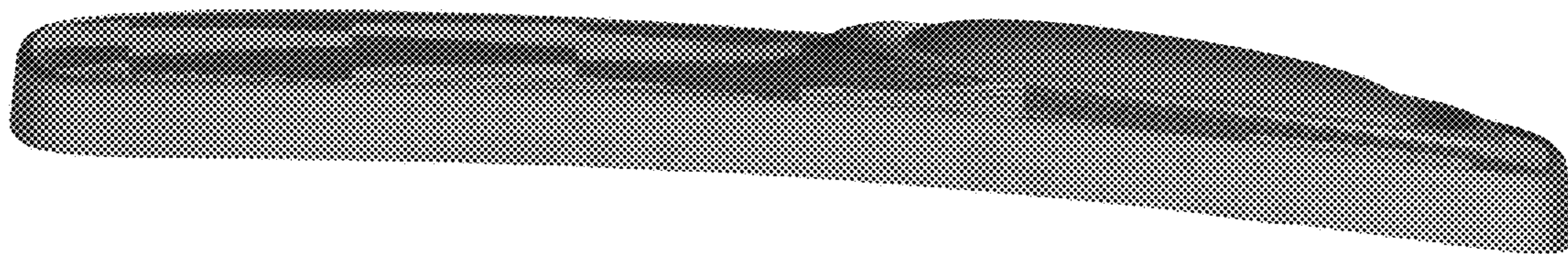


Figure 2




Figure 3



Figure 4




Figure 5



Figure 6




Figure 7



Figure 8




Figure 9




Figure 10




Figure 11



Figure 12




Figure 13

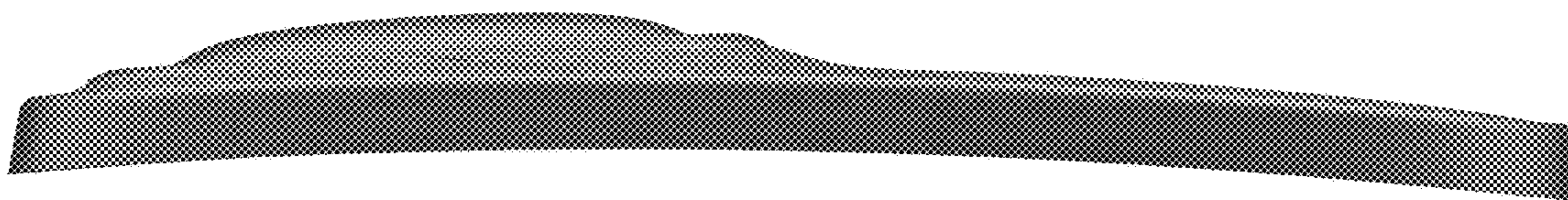


Figure 14




Figure 15




Figure 16