

US00D847685S

(12) **United States Design Patent** (10) **Patent No.:** **US D847,685 S**
Parvex (45) **Date of Patent:** **** May 7, 2019**

(54) **BROOCH**

(71) Applicant: **Van Cleef & Arpels SA,**
Villars-sur-Glane (CH)

(72) Inventor: **Isabelle Parvex,** Bagneux (FR)

(73) Assignee: **Van Cleef & Arpels SA,**
Villars-sur-Glane (CH)

(**) Term: **15 Years**

(21) Appl. No.: **29/632,829**

(22) Filed: **Jan. 10, 2018**

(30) **Foreign Application Priority Data**

Jul. 12, 2017 (WO) 4058501

(51) **LOC (11) Cl.** **11-01**

(52) **U.S. Cl.**
USPC **D11/52**

(58) **Field of Classification Search**
USPC D3/207, 208, 212, 318, 322; D11/1, 2, 7,
D11/8, 40, 41, 42, 43, 44, 45, 48, 51, 52,
D11/62, 67, 75, 76, 79, 80, 81, 82, 84,
D11/100, 110

CPC .. A44C 1/00; A44C 3/008; A44C 7/00; A44C
7/002; A44C 7/003; A44C 7/004; A44C
7/005; A44C 7/006; A44C 7/007; A44C
7/008; A44C 7/009; A44C 15/001; A44C
25/001; A44C 25/004; A44C 25/005;
A44C 25/007; A44C 25/008

See application file for complete search history.

(56) **References Cited**

U.S. PATENT DOCUMENTS

D103,288 S * 2/1937 Ross D11/158
D126,403 S * 4/1941 Mosell D11/49
D139,392 S * 11/1944 Barbieri D11/51

D140,009 S * 1/1945 Barbieri D11/51
D140,888 S * 4/1945 Barbieri D11/51
D158,124 S * 4/1950 Philippe D11/51
D166,221 S * 3/1952 Philippe D11/51
D168,276 S * 11/1952 Rickspoone D11/81
D420,933 S * 2/2000 Kharloubian D11/81
D439,194 S * 3/2001 Kharloubian D11/103
D497,828 S * 11/2004 Kharloubian D11/79
D614,073 S * 4/2010 Cabarbaye D11/1
D807,775 S * 1/2018 Parvex D11/84

OTHER PUBLICATIONS

Lucky Animal Clips Van Cleef & Arpels (available online) Retrieved from the internet Dec. 3, 2018 from URL: <https://www.vancleefarpels.com/us/en/search/search.html?prodSort=NOVE&srchSecondary=CREATIONS&isAvail=false&srchText=&srchTags=CLIP&tokenNumber=0.3176656075607045>.*

* cited by examiner

Primary Examiner — Kevin K Rudzinski

Assistant Examiner — Richard Kearney

(74) *Attorney, Agent, or Firm* — Taft Stettinius & Hollister LLP

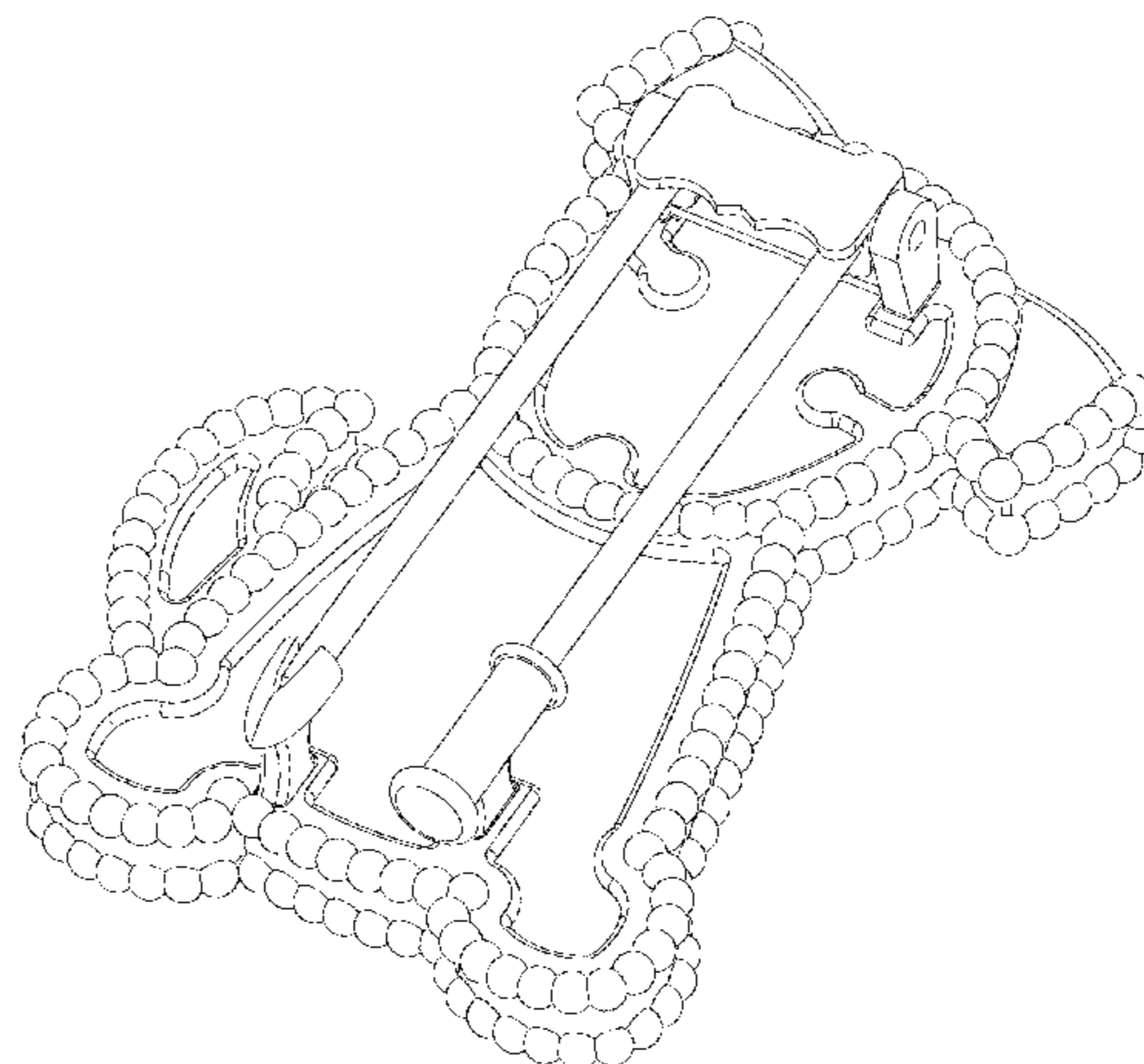

(57) **CLAIM**

The ornamental design for a brooch, as shown and described.

DESCRIPTION

FIG. 1 is a front elevational view of a brooch showing my new design;
FIG. 2 is a back elevational view thereof;
FIG. 3 is a right side elevational view thereof;
FIG. 4 is a left side elevational view thereof;
FIG. 5 is a bottom plan view thereof;
FIG. 6 is a top plan view thereof;
FIG. 7 is a front, right side perspective view thereof; and,
FIG. 8 is a back, left side perspective view thereof.

1 Claim, 8 Drawing Sheets



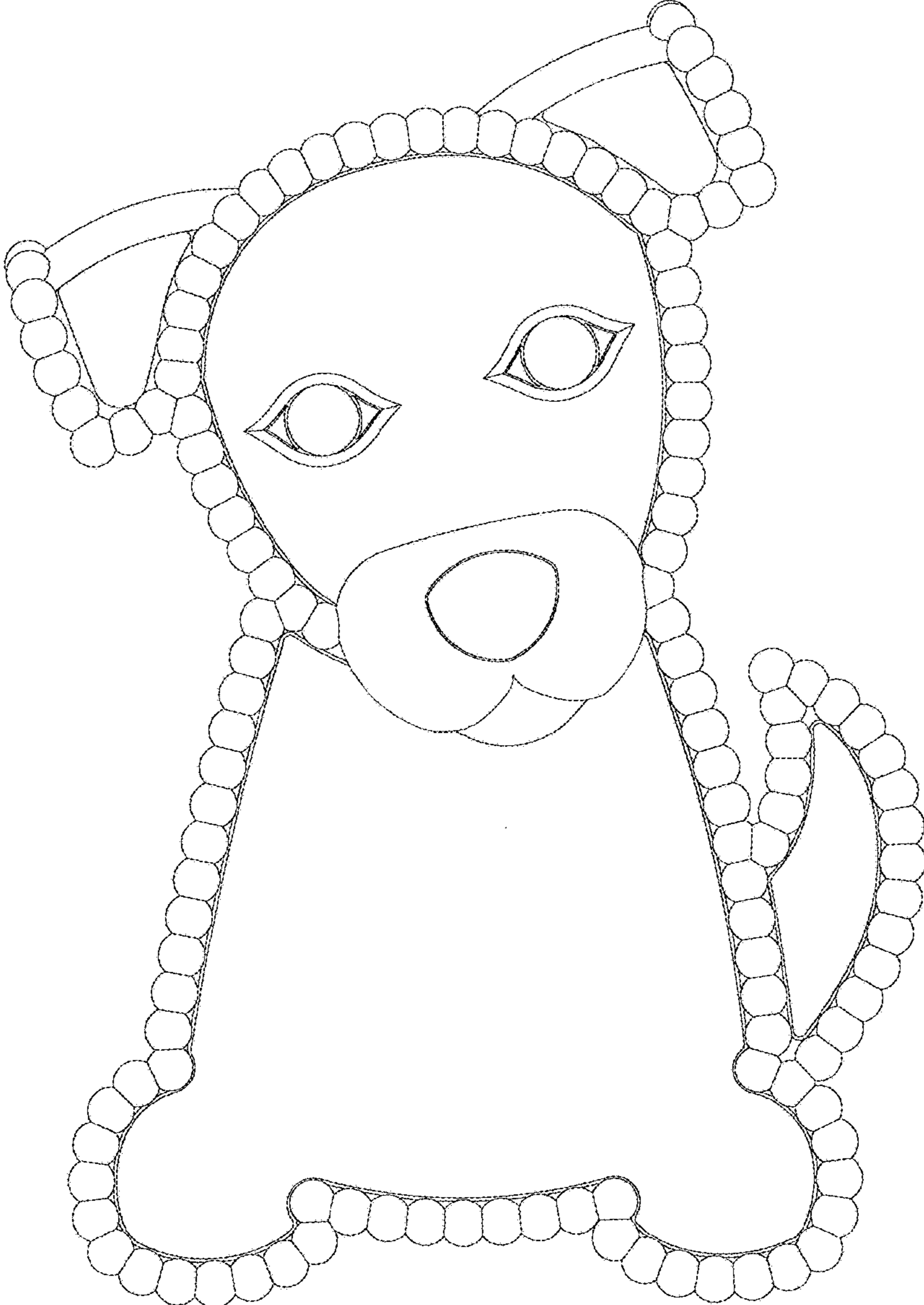


Fig. 1

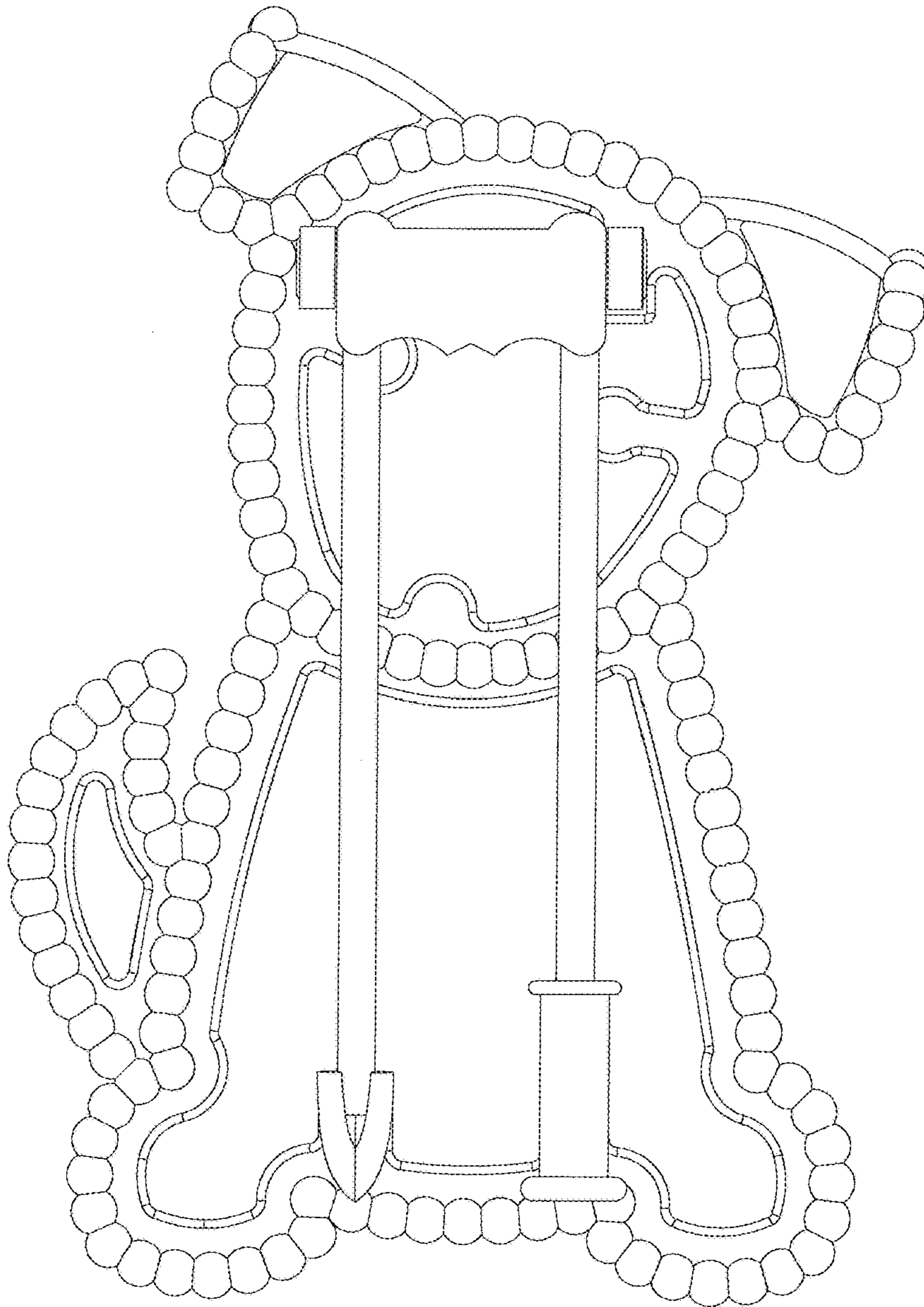


Fig. 2

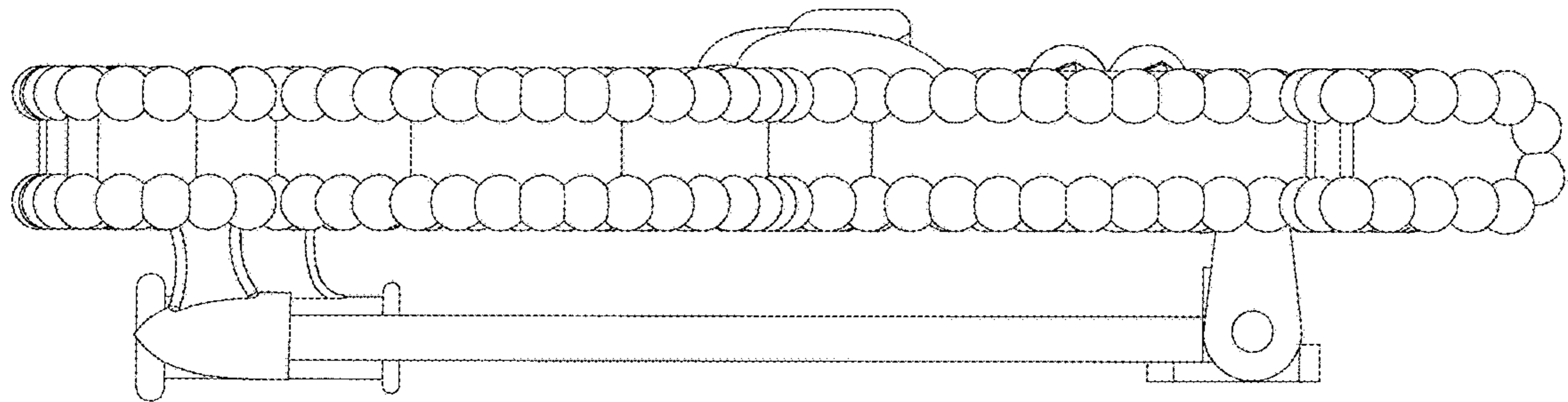


Fig. 3

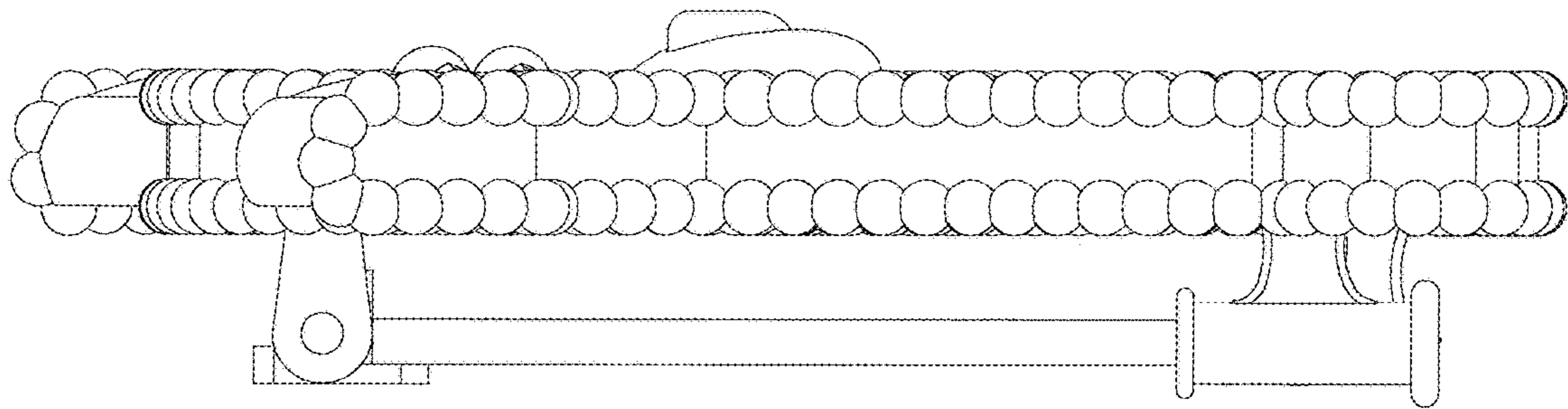


Fig. 4

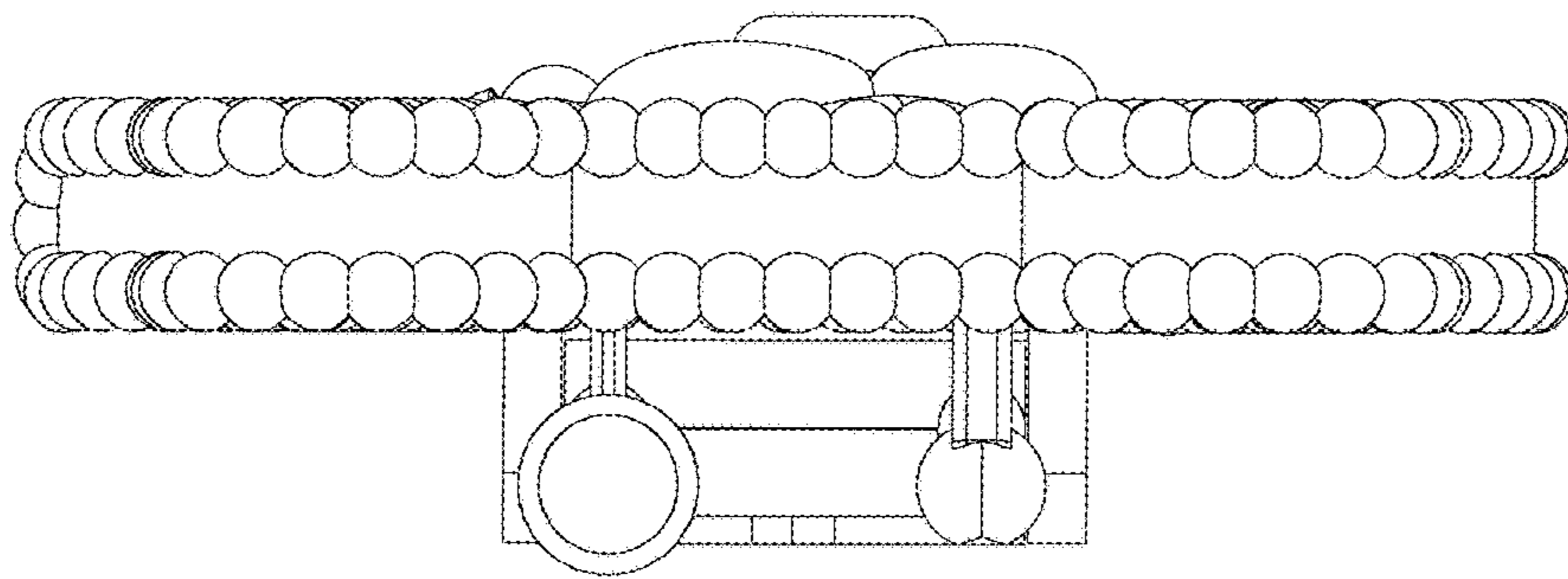


Fig. 5

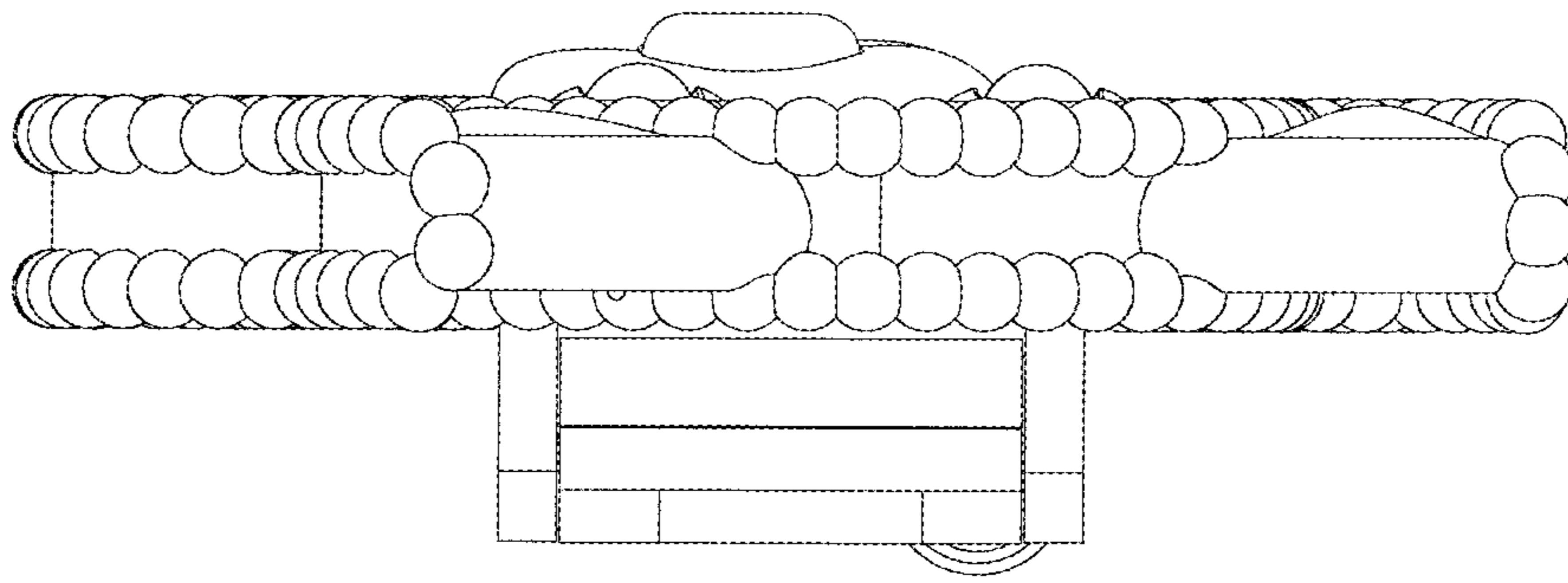


Fig. 6




Fig. 7

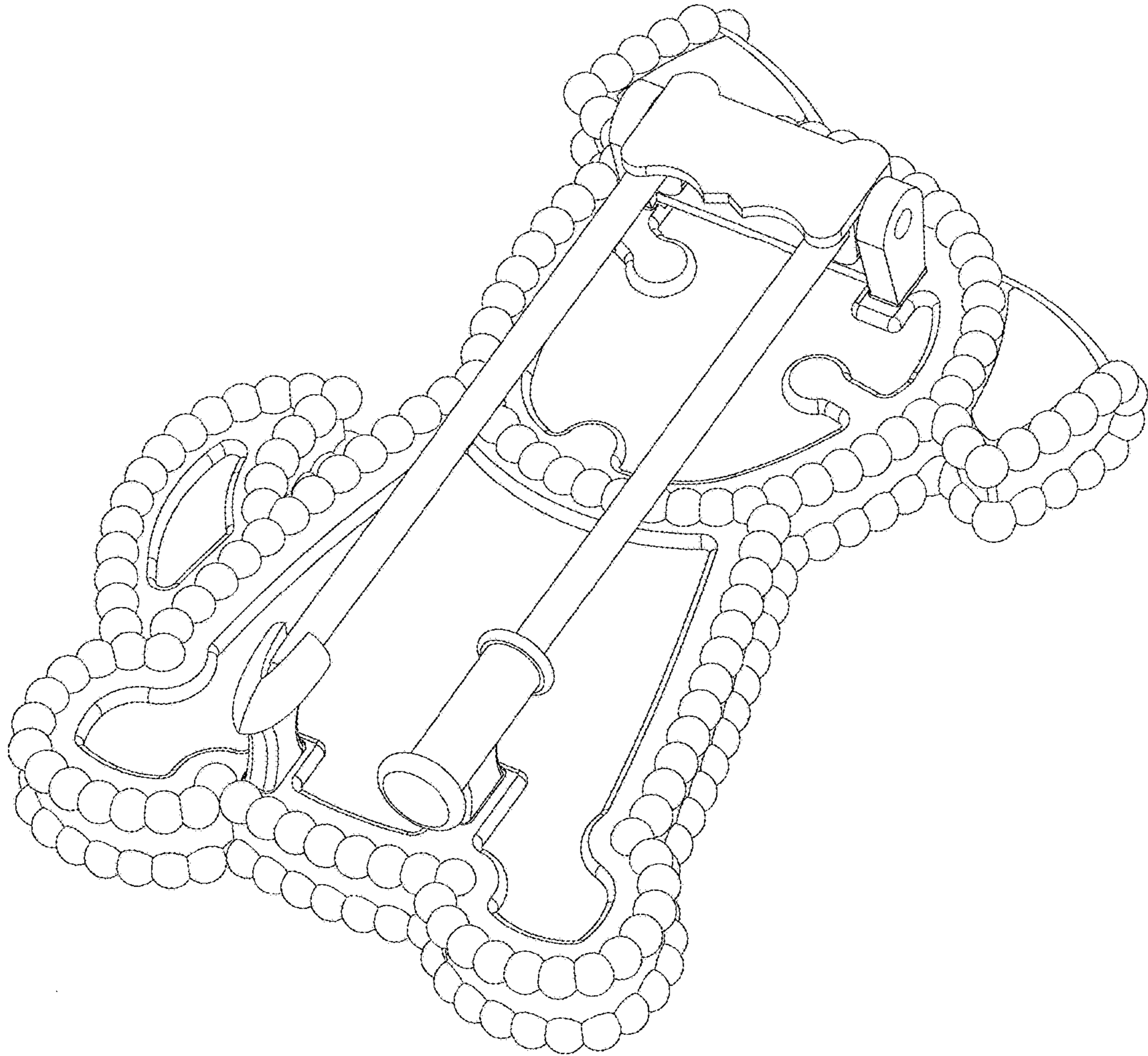


Fig. 8