



US00D847669S

(12) **United States Design Patent**
Cool

(10) **Patent No.:** **US D847,669 S**

(45) **Date of Patent:** **** May 7, 2019**

(54) **BOILER PANEL WITH TOUCH SCREEN**

FOREIGN PATENT DOCUMENTS

(71) Applicant: **Intergas Heating Assets B.V.**,
Coevorden (NL)

EP 1640837 A2 3/2006

(72) Inventor: **Peter Jan Cool**, Lochem (NL)

OTHER PUBLICATIONS

(73) Assignee: **Intergas Heating Assets B.V.** (NL)

Search Report and Written Opinion from Netherlands Patent Office in NL 2016064 utility patent application (including English Written Opinion), dated Nov. 28, 2016.

(**) Term: **15 Years**

* cited by examiner

(21) Appl. No.: **29/572,038**

Primary Examiner — Richelle G Shelton

(22) Filed: **Jul. 25, 2016**

(74) *Attorney, Agent, or Firm* — Cook Alex Ltd.

(30) **Foreign Application Priority Data**

Feb. 1, 2016 (EM) 002967380-0001

(51) **LOC (11) Cl.** **10-04**

(52) **U.S. Cl.**
USPC **D10/49**

(58) **Field of Classification Search**
USPC D23/319; D14/485–495; D10/49–51,
D10/125; D13/122, 162, 164; D20/8
CPC G06F 3/0416
See application file for complete search history.

(57) **CLAIM**

The ornamental design for boiler panel with touch screen, as shown and described.

(56) **References Cited**

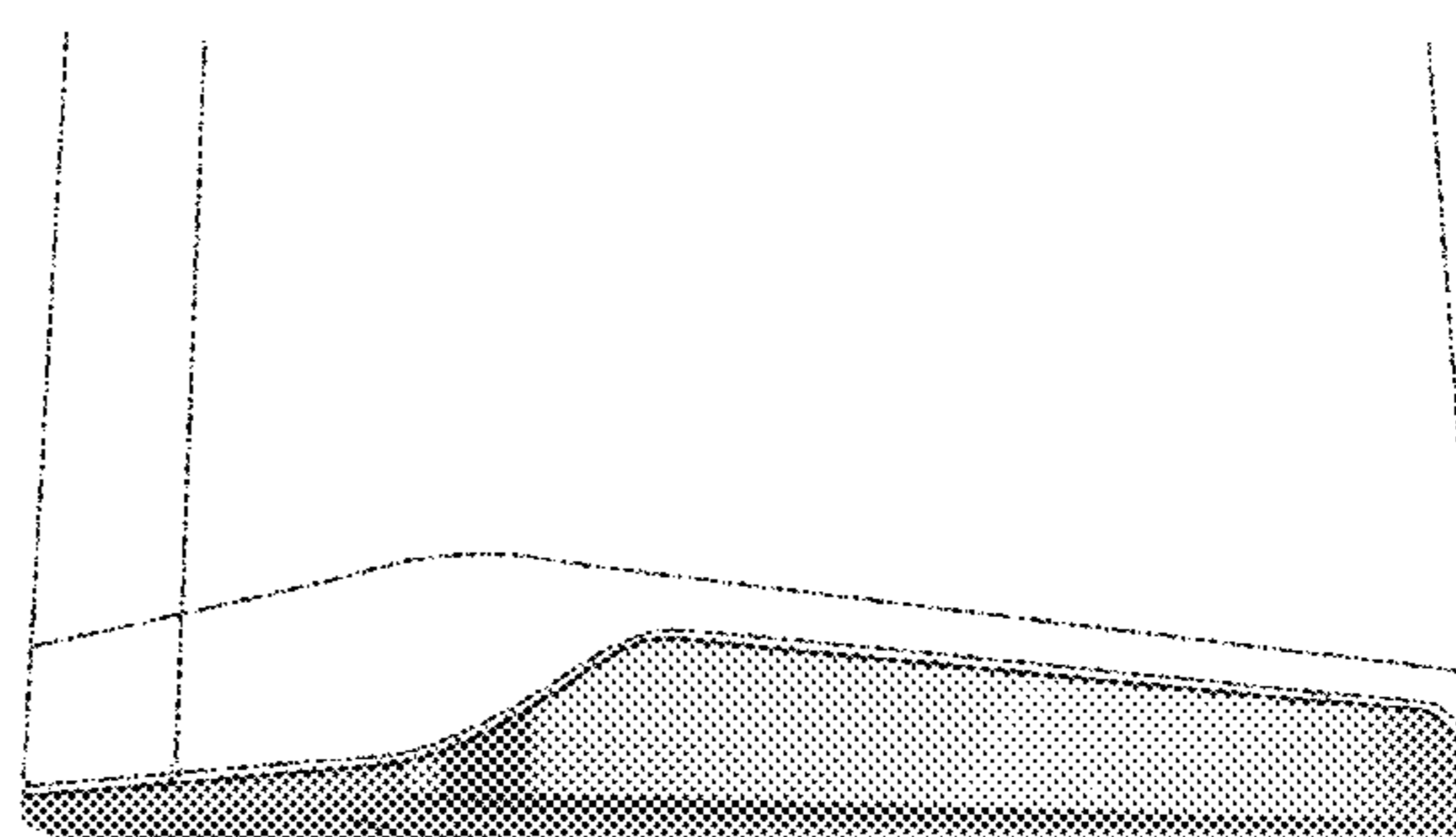

U.S. PATENT DOCUMENTS

D483,800 S *	12/2003	Penke	D18/41
D520,691 S *	5/2006	Schober	D32/28
D607,464 S *	1/2010	Tang	D14/485
D750,661 S *	3/2016	Funnell, II	D14/487
D775,663 S *	1/2017	Akana	D14/489
D776,703 S *	1/2017	Shoemaker	D14/487
D790,571 S *	6/2017	Deusing	D14/486
2010/0156508 A1	6/2010	Yato	

DESCRIPTION

FIG. 1 is a left, front perspective view of a boiler panel with touch screen, showing the new design;
FIG. 2 is a left, front perspective view of a second embodiment thereof;
FIG. 3 is a left, front perspective view of the first embodiment, shown in use;
FIG. 4 is a front elevation view of the first embodiment; and,
FIG. 5 is a front elevation view of the second embodiment.
The broken lines immediately adjacent the shaded areas represent the bounds of the claimed design, while all other broken lines are directed to environment; the broken lines form no part of the claimed design.

1 Claim, 5 Drawing Sheets



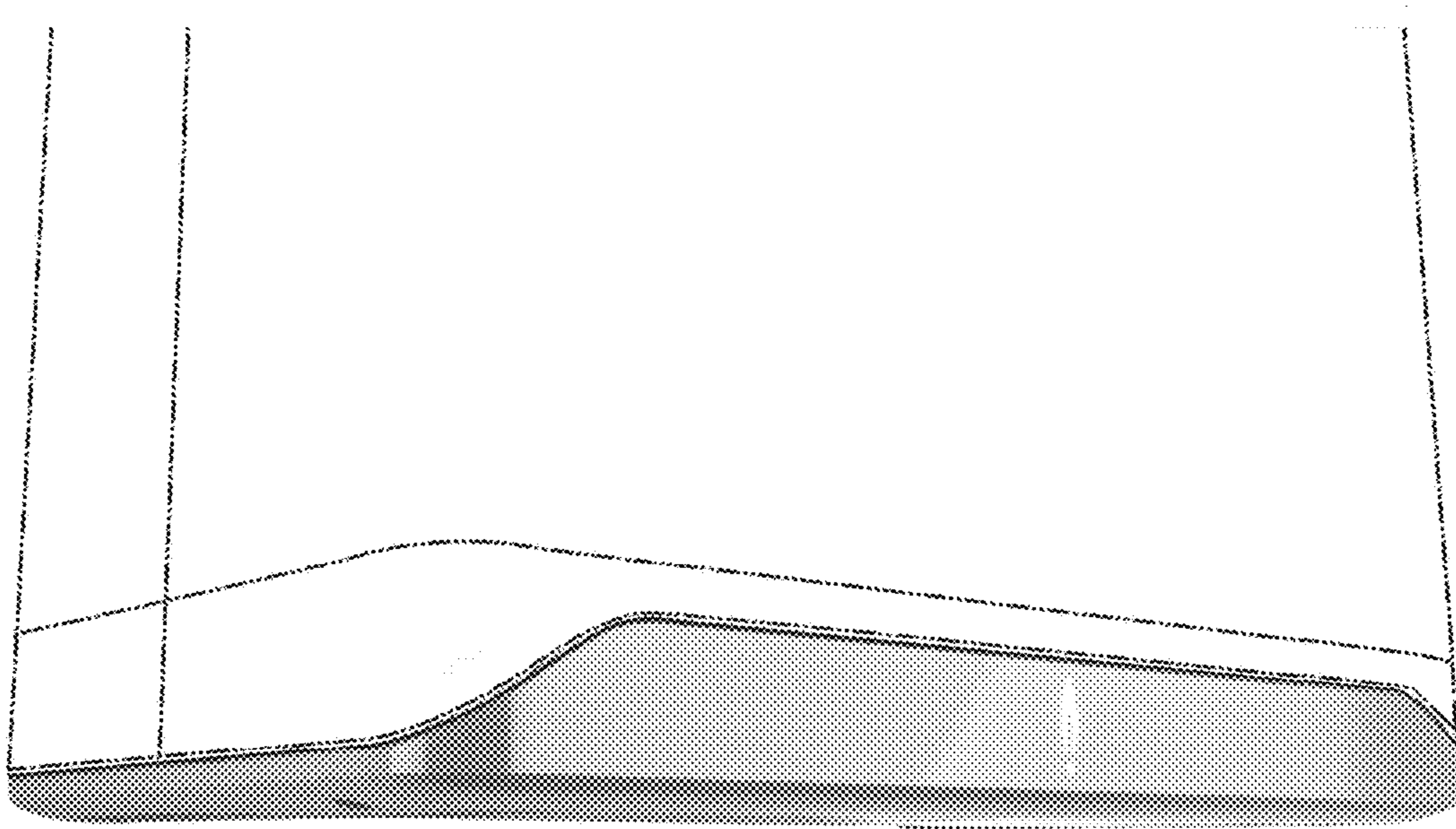


FIG. 1

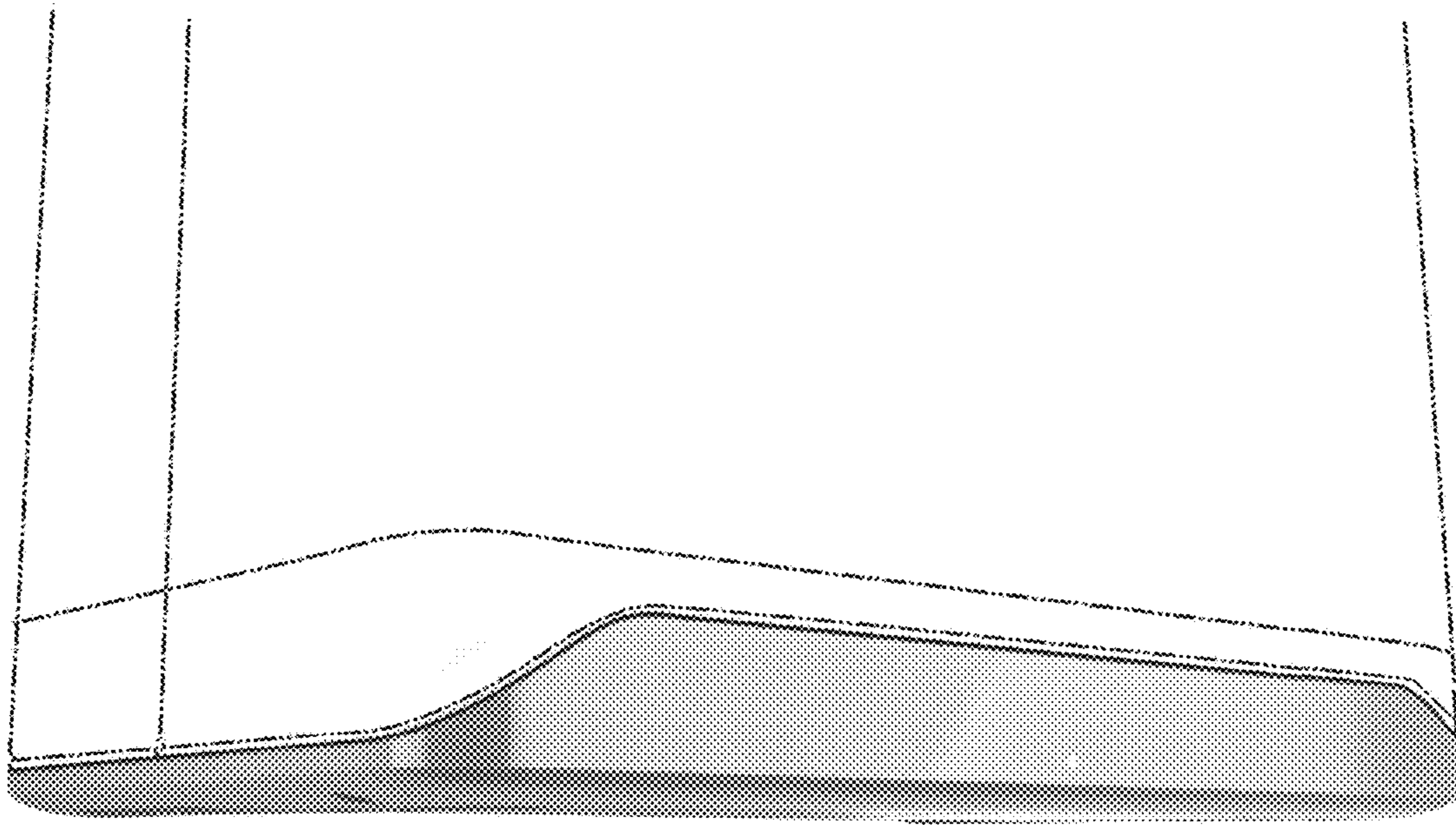


FIG. 2

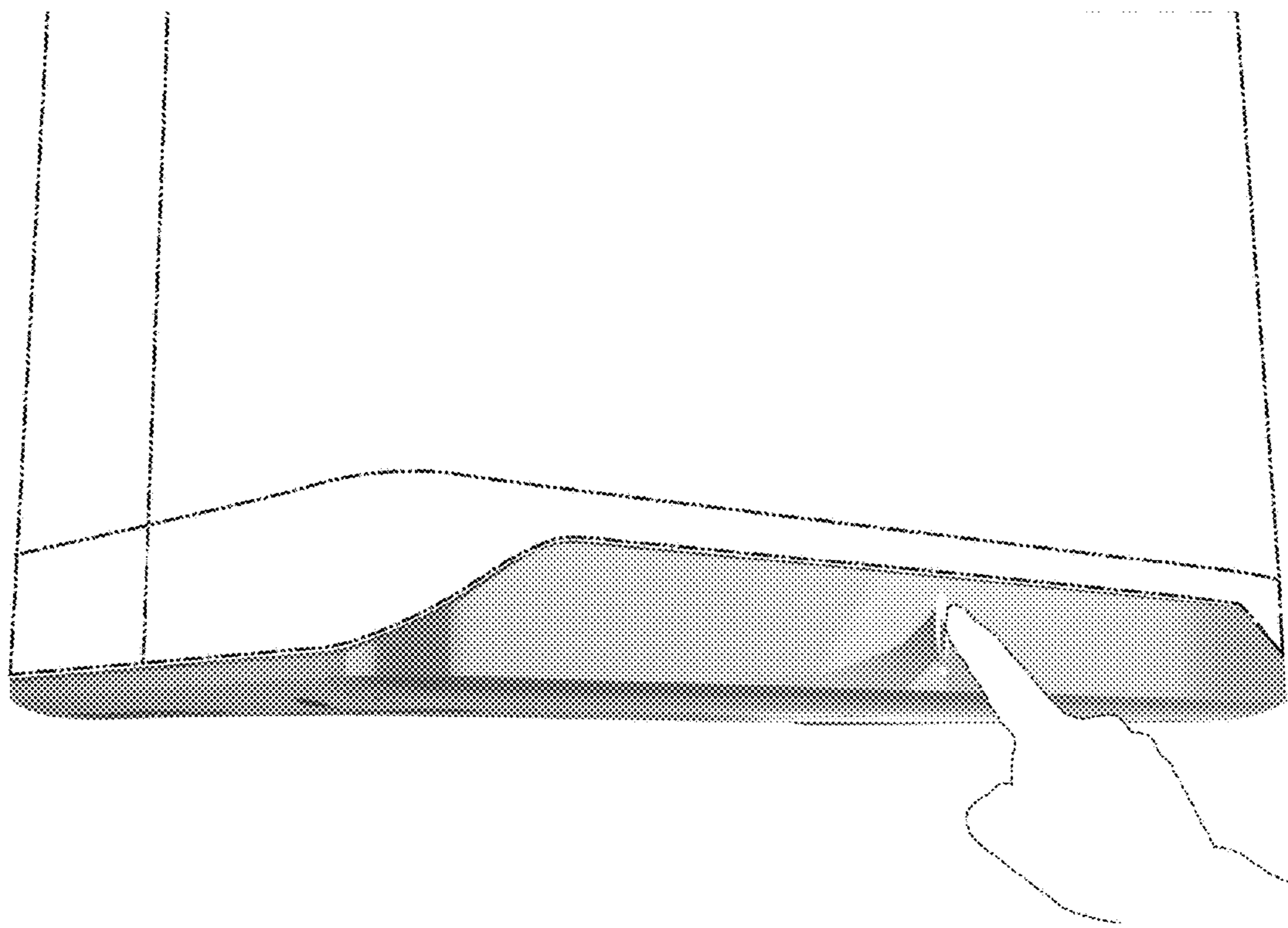


FIG. 3




FIG. 4




FIG. 5