



US00D847656S

(12) **United States Design Patent** (10) **Patent No.:** **US D847,656 S**
Catoio (45) **Date of Patent:** **** May 7, 2019**

(54) **JAR**
(71) Applicant: **HERO AG**, Lenzburg (CH)
(72) Inventor: **Vicenzo Catoio**, Cernusco sul Naviglio
Cap (IT)
(73) Assignee: **Hero AG**, Lenzburg (CH)
(**) Term: **15 Years**

(21) Appl. No.: **29/628,743**
(22) Filed: **Dec. 7, 2017**
(51) **LOC (11) Cl.** **09-01**
(52) **U.S. Cl.**
USPC **D9/658**; D9/454; D9/503; D9/575

(58) **Field of Classification Search**
USPC D9/600, 655-660, 500-505, 516, 519,
D9/520, 537-546, 548-561, 575,
D9/434-435, 439-441, 434-454;
206/457, 494, 459.5, 527, 540;
229/116.1; 446/77; 215/381-384, 400;
D7/514-516, 539, 544, 571, 579, 604,
D7/613, 619.2, 628-630, 391-392.1;
D3/270-271.3
CPC B65D 67/00; B65D 81/36; B65D 81/60;
B65D 81/368; B65D 2203/00; B65D
2203/02; B65D 5/42; B65D 5/4208;
B65D 77/00; A63H 33/16
See application file for complete search history.

(56) **References Cited**

U.S. PATENT DOCUMENTS

D81,207 S * 5/1930 Ross D9/658
D111,962 S * 11/1938 Frank D9/658
D223,898 S * 6/1972 Edwards D9/500

D516,429 S * 3/2006 Helps D7/615
D616,749 S * 6/2010 Tivelli D9/503
D632,576 S * 2/2011 Hermel D9/520
D729,057 S * 5/2015 She D9/658
D739,735 S * 9/2015 Darling D9/500
D748,986 S * 2/2016 Cha D9/658
D754,544 S * 4/2016 Darling D9/503
D756,789 S * 5/2016 Darling D9/503
D757,553 S * 5/2016 Pires D9/503

* cited by examiner

Primary Examiner — Sandra L Morris

(74) *Attorney, Agent, or Firm* — Ostrager Chong Flaherty
& Broitman PC

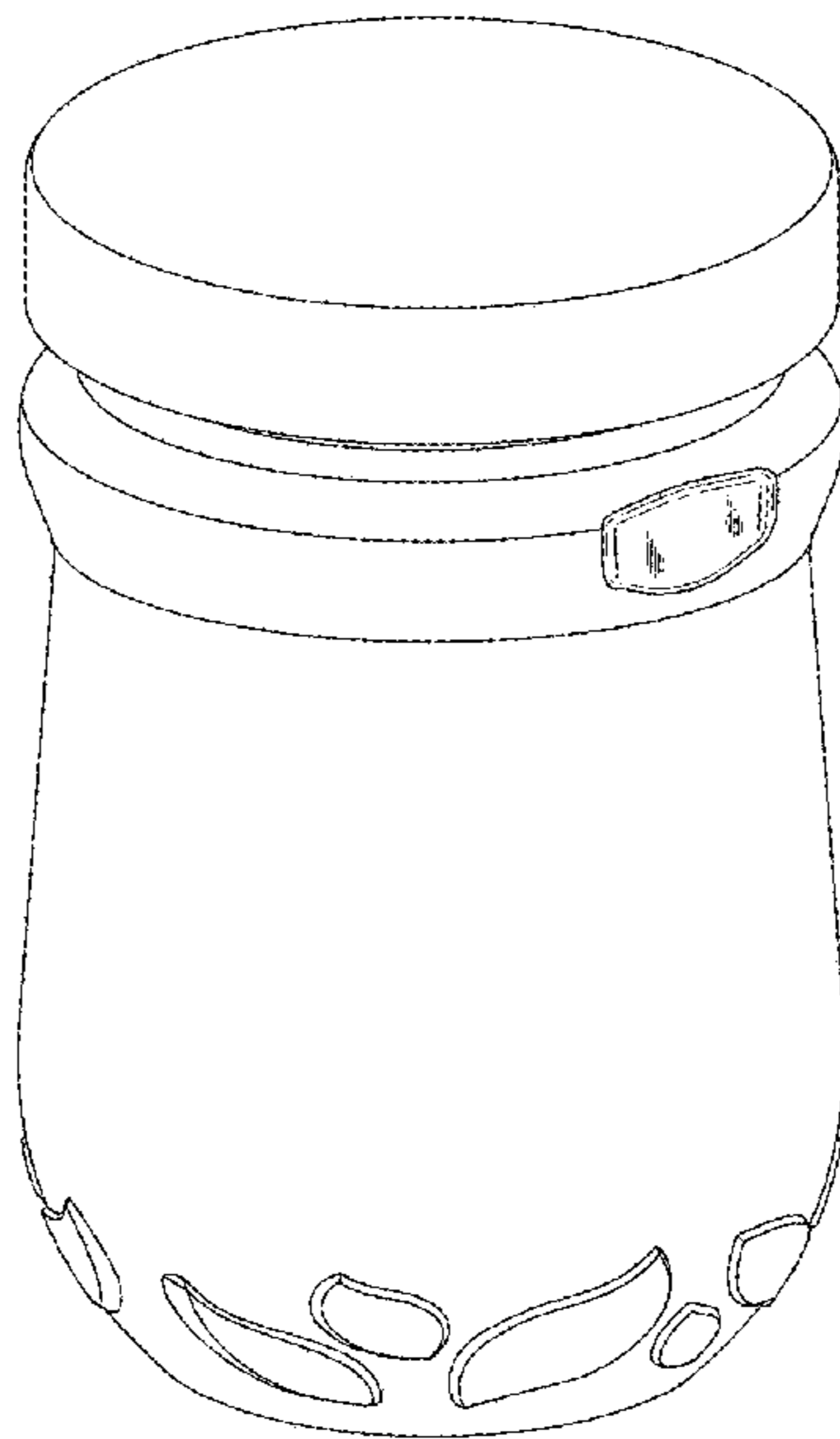
(57) **CLAIM**

I claim the ornamental design for a jar, as shown and described.

DESCRIPTION

FIG. 1 is a top, front and left side perspective view of a jar with a lid showing our new design;
FIG. 2 is a left side elevation view thereof;
FIG. 3 is a top plan view thereof;
FIG. 4 is a front elevation view thereof;
FIG. 5 is a rear elevation view thereof;
FIG. 6 is a right side elevation view thereof;
FIG. 7 is a bottom plan view thereof;
FIG. 8 is a top, front and left side perspective view of the jar in FIG. 1 without a lid showing our new design;
FIG. 9 is a left side elevation view thereof;
FIG. 10 is a top plan view thereof;
FIG. 11 is a front elevation view thereof;
FIG. 12 is a rear elevation view thereof;
FIG. 13 is a right side elevation view thereof; and,
FIG. 14 is a bottom plan view thereof.

1 Claim, 12 Drawing Sheets






FIG. 1




FIG.2




FIG.3

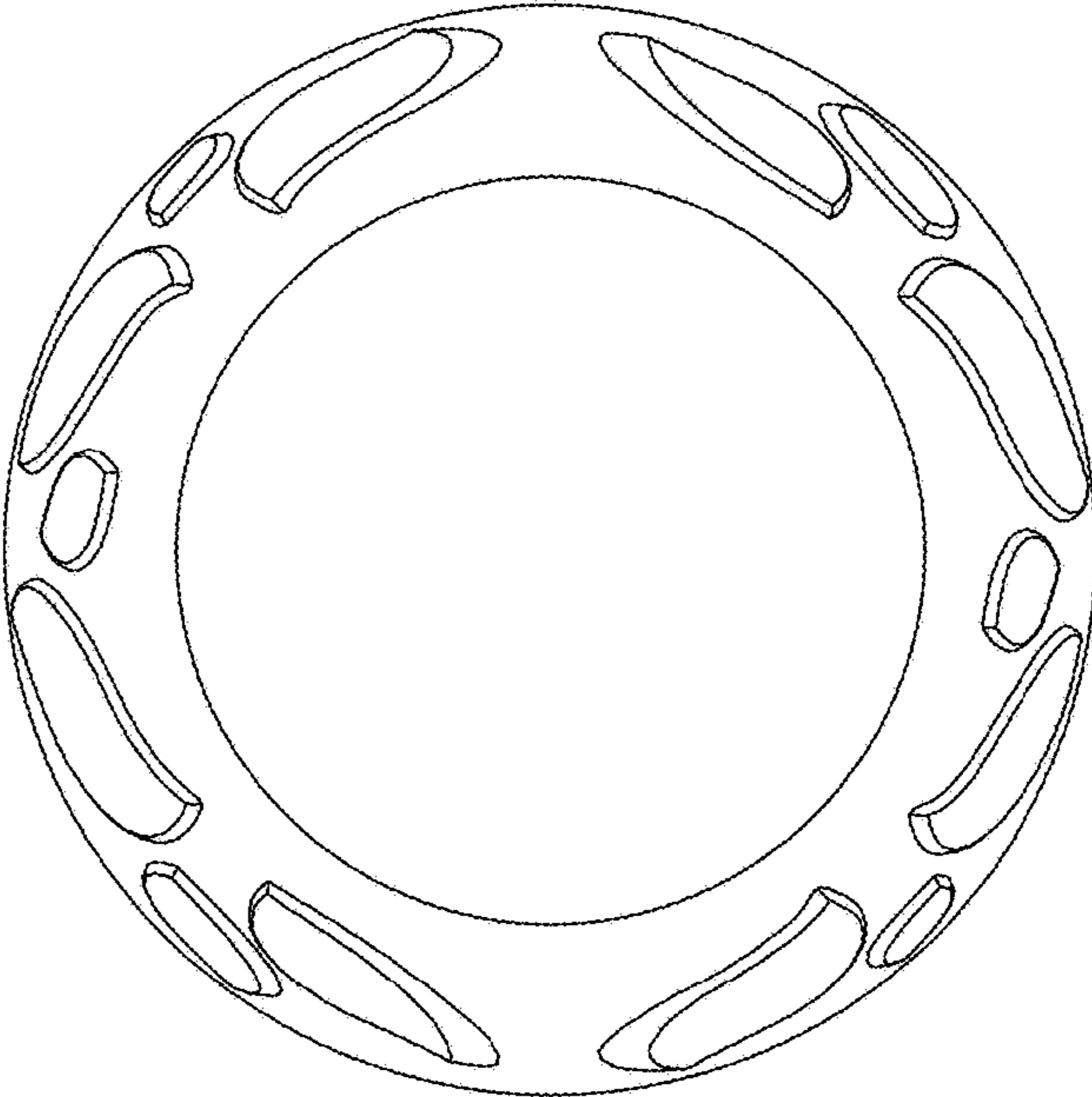


FIG.7




FIG.4




FIG.5




FIG.6




FIG.8




FIG.9

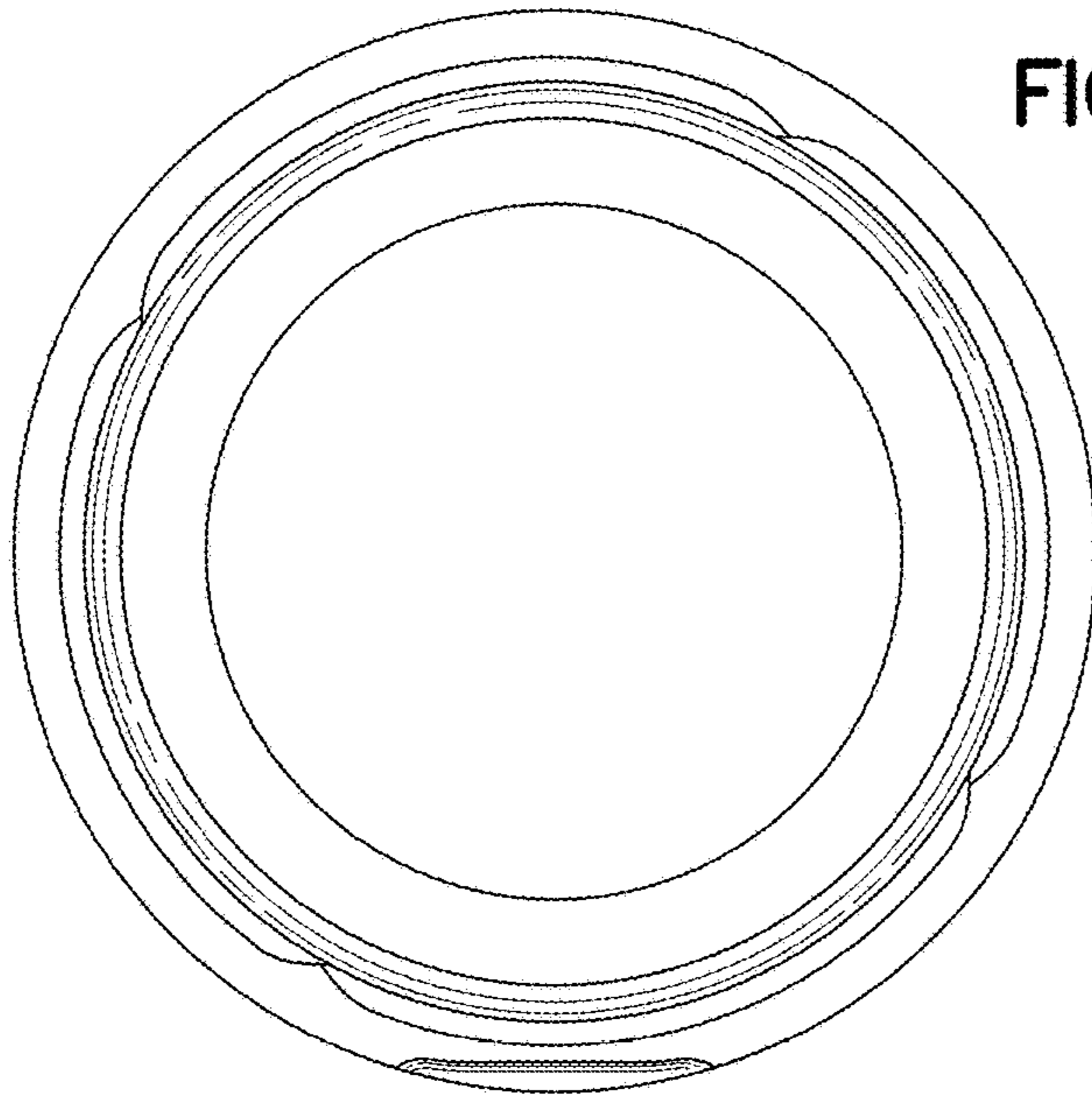


FIG. 10

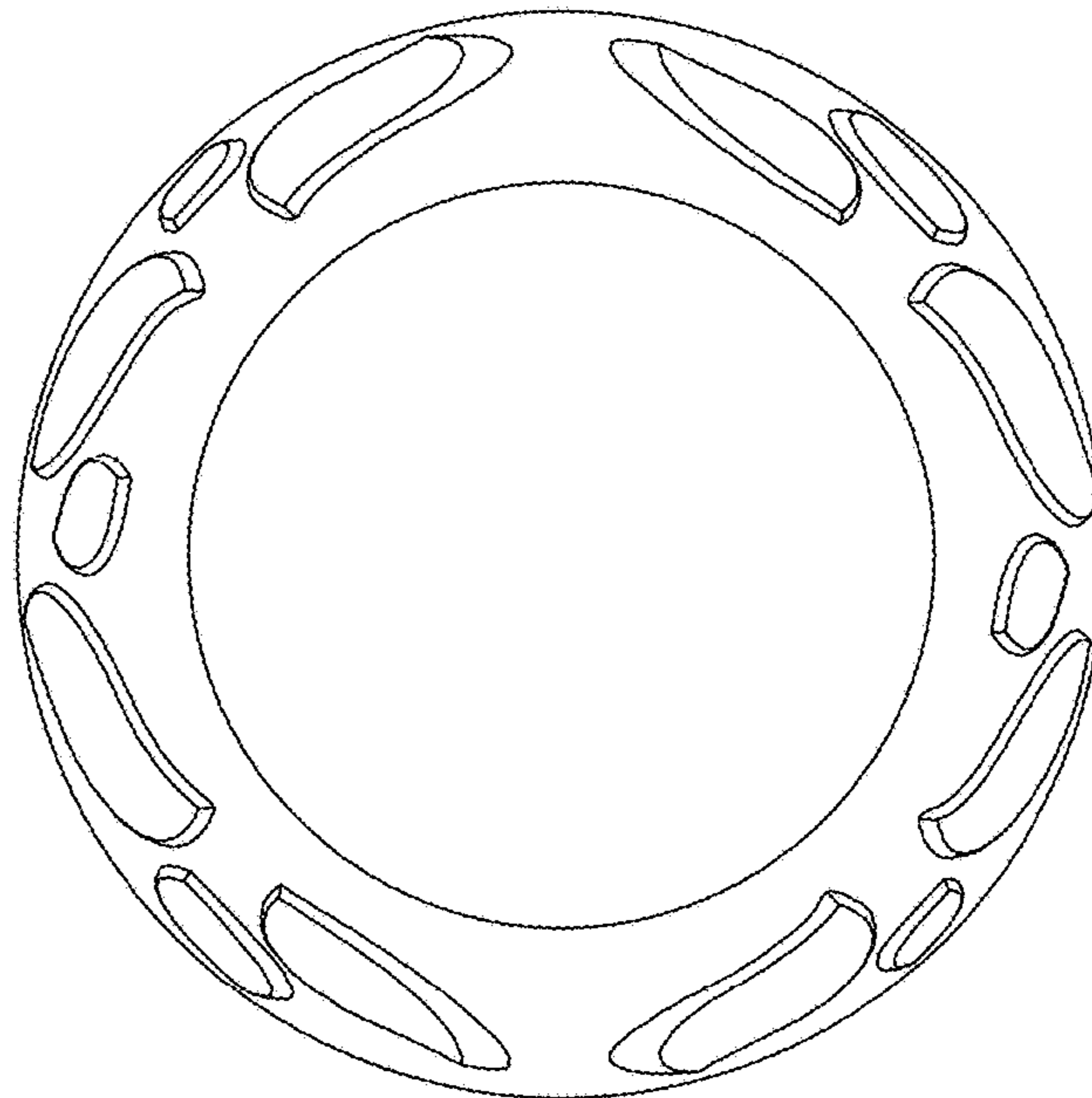


FIG. 14




FIG.11




FIG.12




FIG. 13