

US00D847640S

(12) **United States Design Patent**
Pritchett, Jr. et al.

(10) **Patent No.:** **US D847,640 S**

(45) **Date of Patent:** **** May 7, 2019**

- (54) **BOTTLE**
- (71) Applicant: **Graham Packaging Company, L.P.**,
York, PA (US)
- (72) Inventors: **Raymond A. Pritchett, Jr.**, Manchester,
PA (US); **Willie F. Hatcher**, Hanover,
PA (US)
- (73) Assignee: **Graham Packaging Company, L.P.**,
York, PA (US)
- (**) Term: **15 Years**
- (21) Appl. No.: **29/615,161**
- (22) Filed: **Aug. 25, 2017**
- (51) **LOC (11) Cl.** **09-01**
- (52) **U.S. Cl.**
USPC **D9/502; D9/550**
- (58) **Field of Classification Search**
USPC D9/500, 502-503, 516, 530, 537-539,
D9/549, 550, 557-558
CPC B65D 1/00; B65D 1/02; B65D 1/0223;
B65D 23/00; B65D 81/00; B65D
2501/00; B65D 2501/0009
See application file for complete search history.

(56) **References Cited**

U.S. PATENT DOCUMENTS

D187,399 S *	3/1960	Campbell	D9/500
D211,683 S *	7/1968	Johnson et al.	D9/500
D212,276 S *	9/1968	Lodding et al.	D9/538
D217,129 S *	4/1970	Beeby	D9/504
D241,713 S *	10/1976	Plummer	D9/500
D245,068 S *	7/1977	Ruriani	D9/503

4,610,366 A *	9/1986	Estes	B65D 1/0215 206/524.2
D292,880 S *	11/1987	Jacobs	D9/500
D293,888 S *	1/1988	Rogler	D9/500
D294,225 S *	2/1988	Rogler	D9/500
D294,677 S *	3/1988	Rogler	D9/500
5,056,674 A *	10/1991	Swartley	B65D 1/023 215/382
D379,761 S *	6/1997	Zogg	D9/502
D379,762 S *	6/1997	Zogg	D9/502
D432,423 S *	10/2000	Rashid	D9/502
D477,226 S *	7/2003	Chirico	D9/503
D531,042 S *	10/2006	Venkataraman	D9/551
D579,334 S *	10/2008	Williams	D9/500
D642,922 S *	8/2011	Kuzma	D9/502
D674,284 S *	1/2013	Harris	D9/520
D691,477 S *	10/2013	Tomkins	D9/500
D746,689 S *	1/2016	Hunter	D9/502

* cited by examiner

Primary Examiner — Dana Meyrow

(74) *Attorney, Agent, or Firm* — Baker Botts L.L.P.

(57) **CLAIM**

The ornamental design for a bottle, as shown and described.

DESCRIPTION

FIG. 1 is a perspective view of a bottle according to the present design.

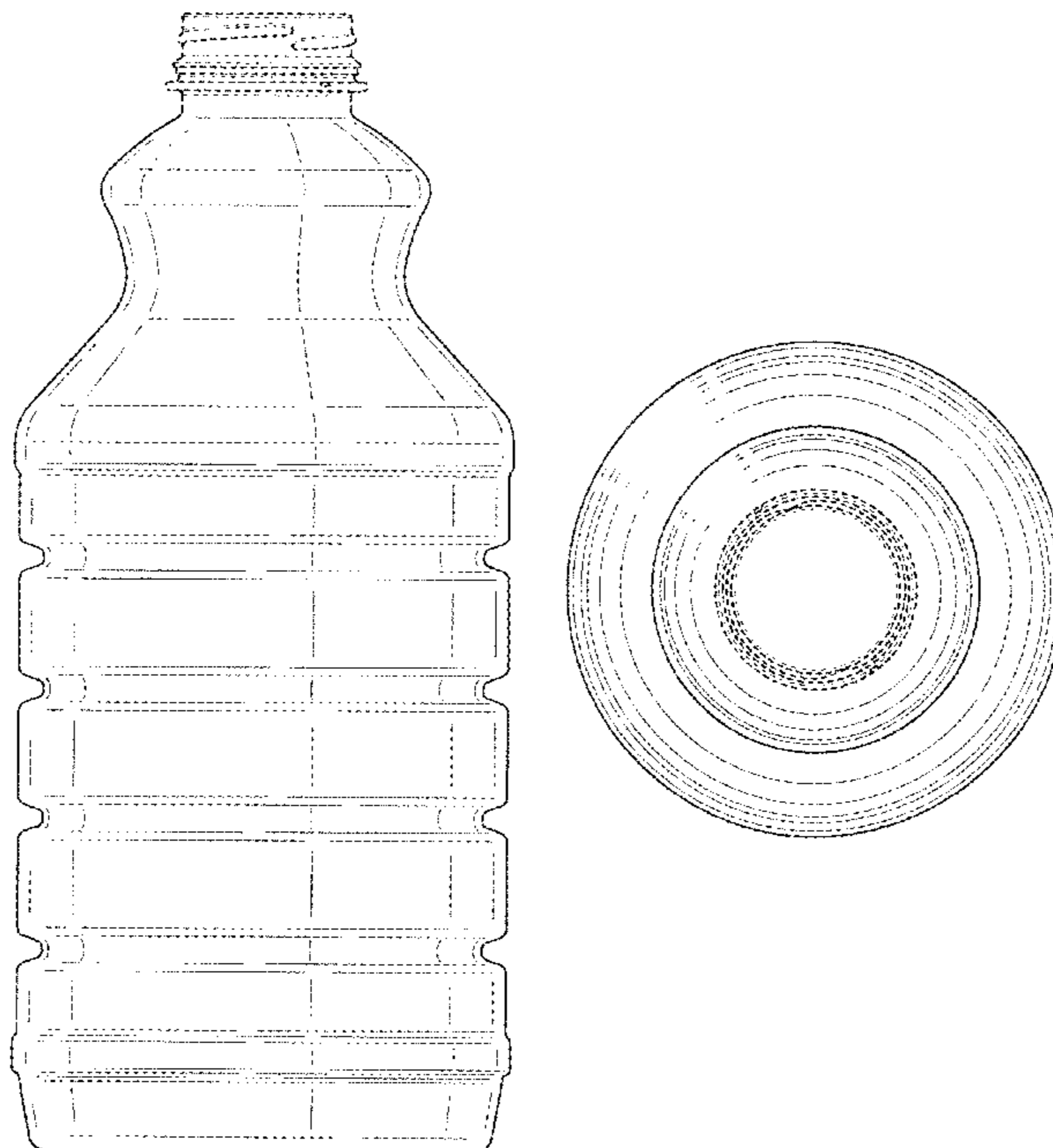
FIG. 2 is a front view of the bottle of FIG. 1, wherein a left view, right view, and rear view are identical to the front view of FIG. 2.

FIG. 3 is a top view of the bottle of FIG. 1; and,

FIG. 4 is a bottom view of the bottle of FIG. 1.

The unshaded portions of the drawings shown in broken lines illustrate the portions of the bottle that form no part of the claimed design.

1 Claim, 4 Drawing Sheets



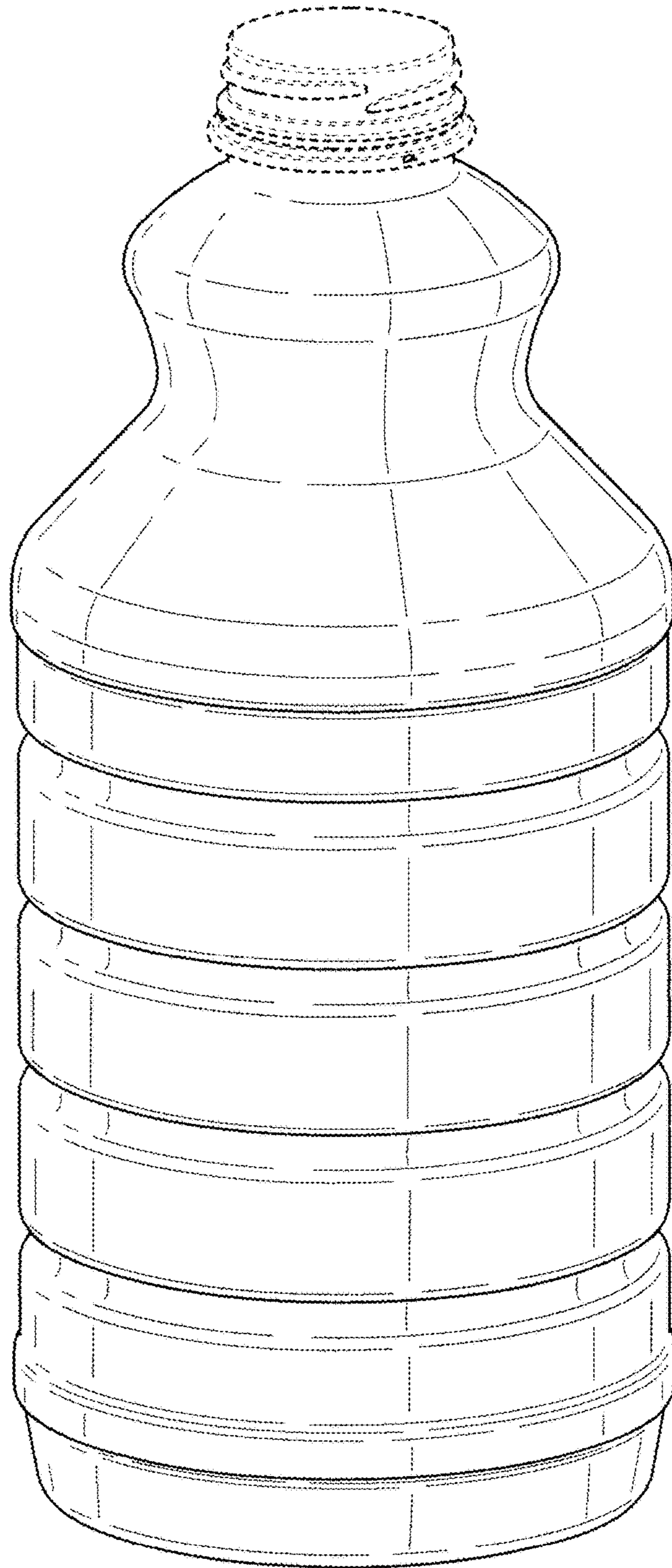


FIG. 1

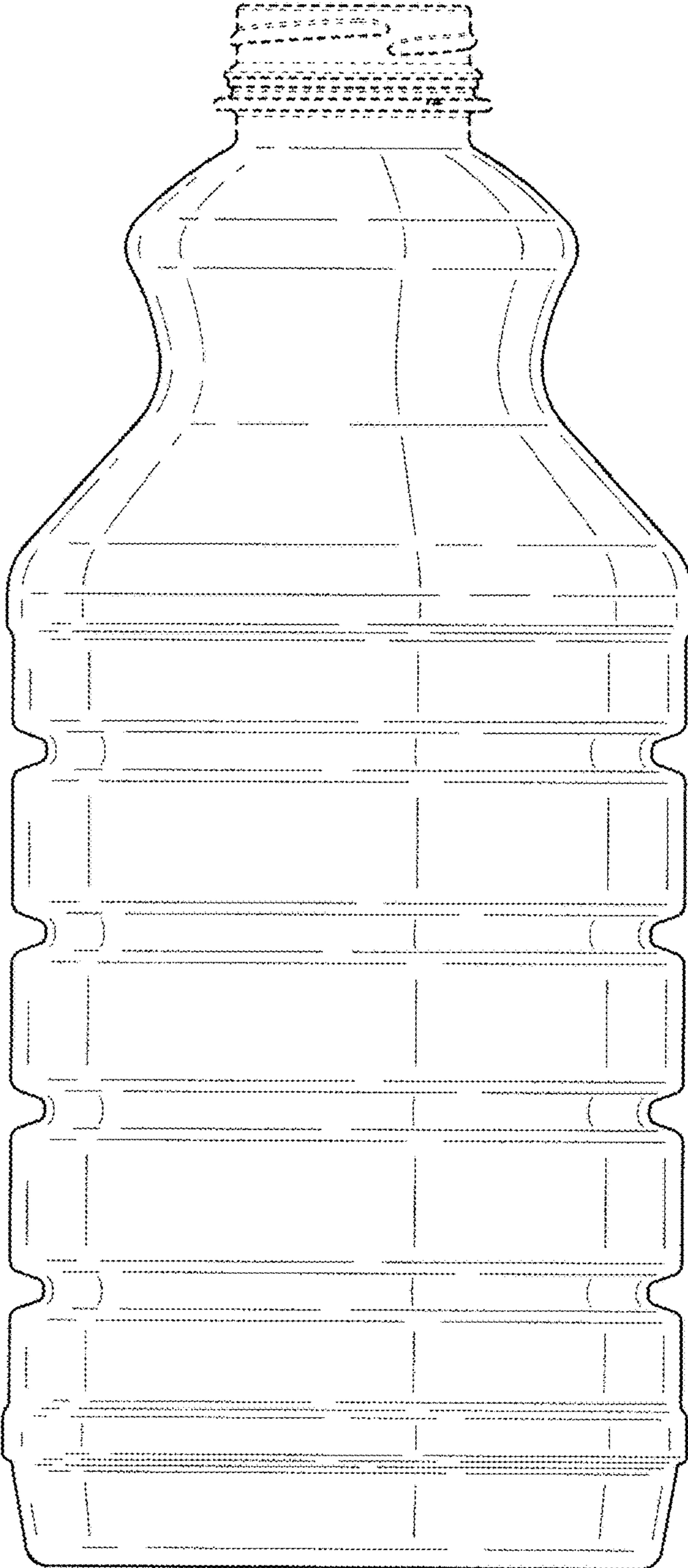


FIG. 2

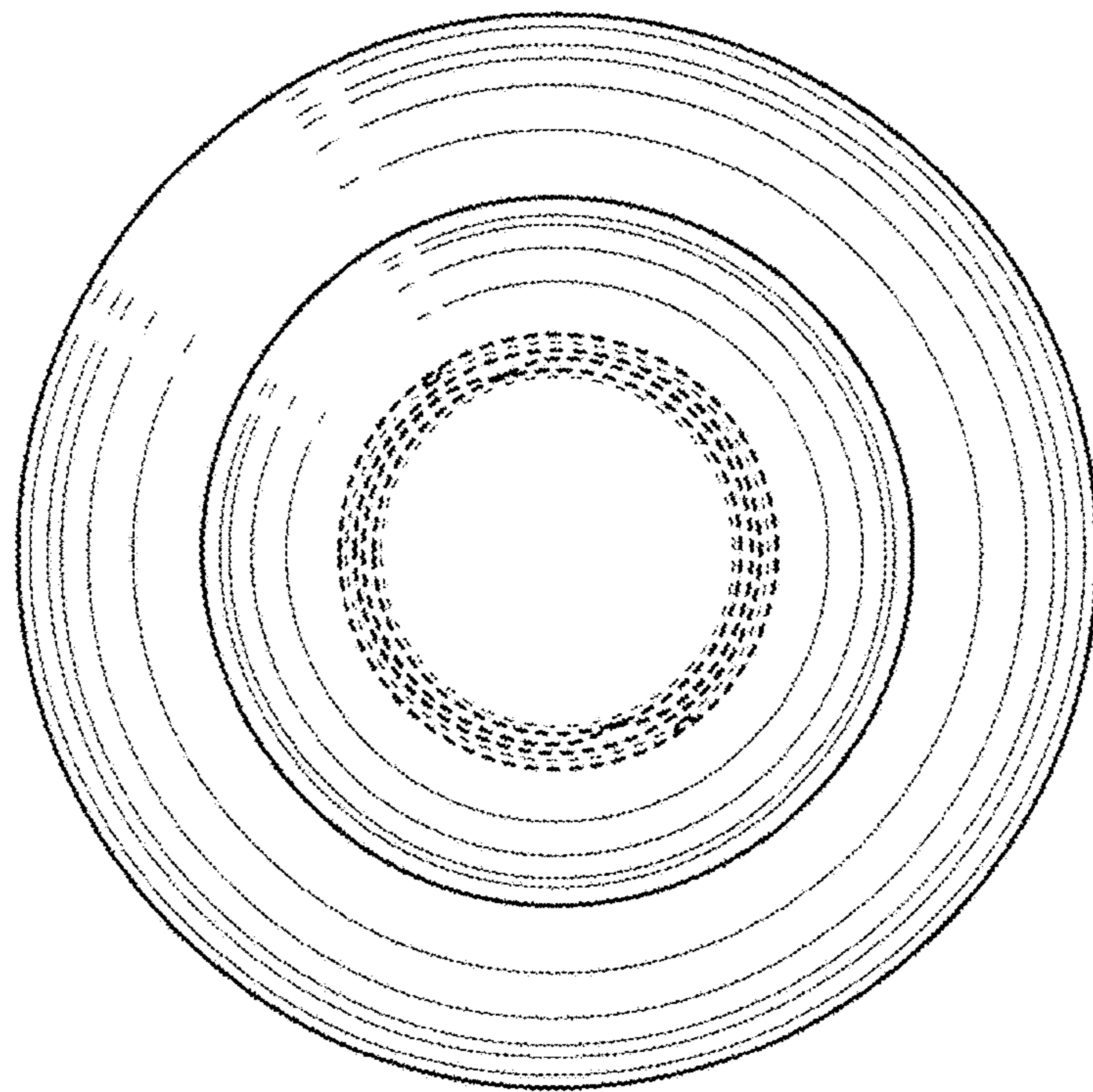


FIG. 3




FIG. 4