



US00D847638S

(12) **United States Design Patent**
Moretti

(10) **Patent No.:** **US D847,638 S**

(45) **Date of Patent:** **** May 7, 2019**

(54) **CONTAINER**

(71) Applicant: **LUMSON S.P.A.**, Capergnanica (CR)
(IT)

(72) Inventor: **Matteo Moretti**, Capergnanica (IT)

(73) Assignee: **LUMSON S.P.A.**, Capergnanica (CR)
(IT)

(**) Term: **15 Years**

(21) Appl. No.: **29/663,145**

(22) Filed: **Sep. 12, 2018**

(30) **Foreign Application Priority Data**

Mar. 12, 2018 (EM) 004751477

(51) **LOC (11) Cl.** **09-01**

(52) **U.S. Cl.**
USPC **D9/500**

(58) **Field of Classification Search**
USPC D9/500, 503-505, 516, 549, 558, 682,
D9/686, 688, 690-691, 715, 719;
D4/114, 116

CPC B65D 1/00; B65D 1/02; B65D 1/0223;
B65D 23/00; B65D 81/00; B65D
2501/00; B65D 2501/0009

See application file for complete search history.

(56) **References Cited**

U.S. PATENT DOCUMENTS

2,670,868 A * 3/1954 Stover B65D 43/0222
215/46
D216,250 S * 12/1969 Kneapler D9/500
D261,105 S * 10/1981 Schwartz D9/504

D266,647 S * 10/1982 Plewes D9/500
D485,183 S * 1/2004 Lerolle D9/503
D498,423 S * 11/2004 Kostow D9/558
D643,743 S * 8/2011 Yu D9/689
D645,746 S * 9/2011 Yu D9/445
D661,192 S * 6/2012 Hwang D9/504
D675,100 S * 1/2013 Herbst D7/511
D691,889 S * 10/2013 Mettler D9/454
D696,121 S * 12/2013 Jung D9/503
D708,524 S * 7/2014 White D9/504
D736,095 S * 8/2015 Brochado D9/689
D763,697 S * 8/2016 Lee D9/558
D772,718 S * 11/2016 Lee D9/454
D781,715 S * 3/2017 Lee D9/558
D805,904 S * 12/2017 Kim D9/503
D821,221 S * 6/2018 Jung D9/691
2015/0020836 A1 * 1/2015 Ramet A45D 34/045
132/200

* cited by examiner

Primary Examiner — Dana Meyrow

(74) *Attorney, Agent, or Firm* — King & Schickli, PLLC

(57) **CLAIM**

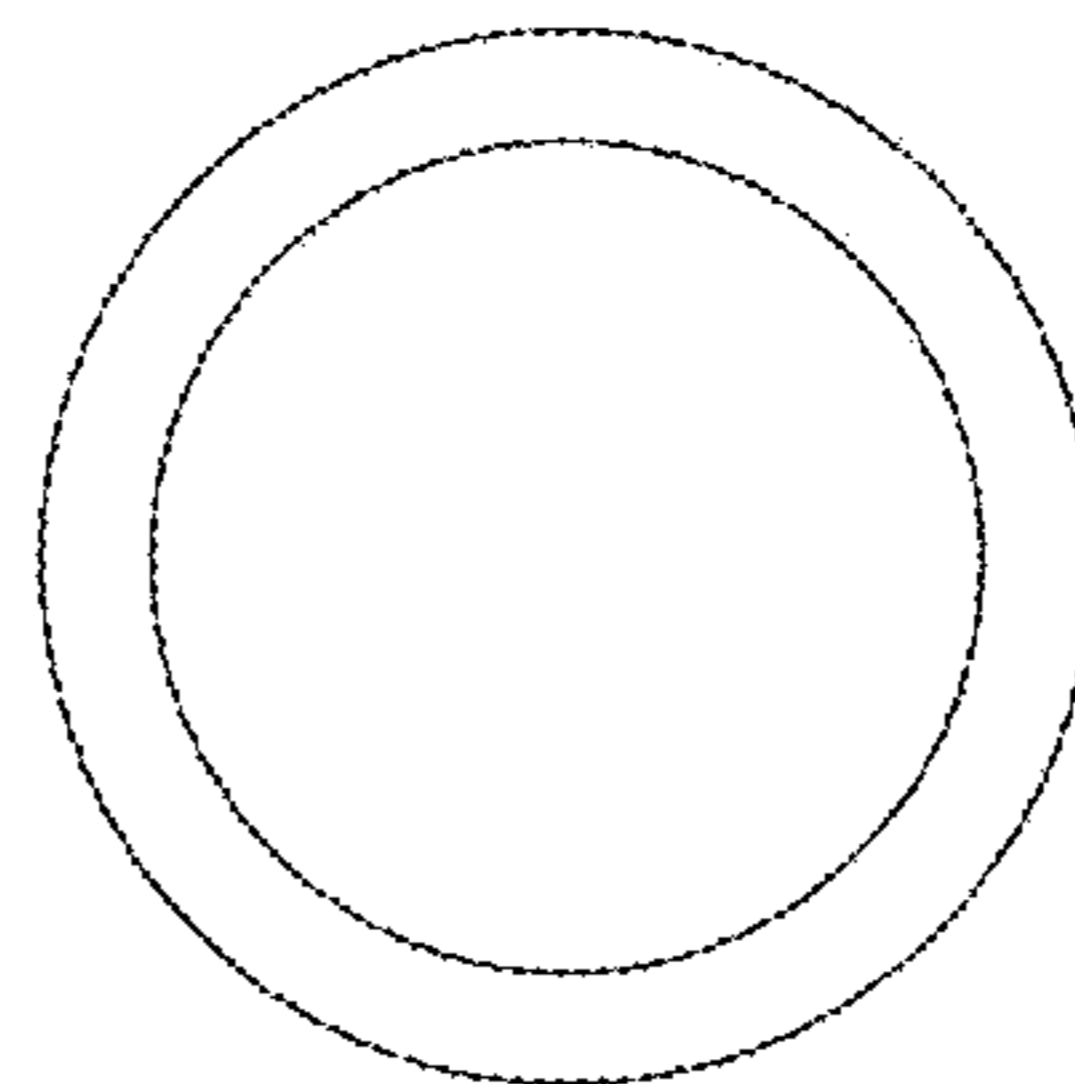

The ornamental design for a container, as shown and described.

DESCRIPTION

FIG. 1 is a top perspective view of my new design;
FIG. 2 is a front view thereof;
FIG. 3 is a right view thereof;
FIG. 4 is a rear view thereof;
FIG. 5 is a left view thereof;
FIG. 6 is a top view thereof; and,
FIG. 7 is bottom view thereof.

The broken line depictions form no part of the claimed design.

1 Claim, 6 Drawing Sheets



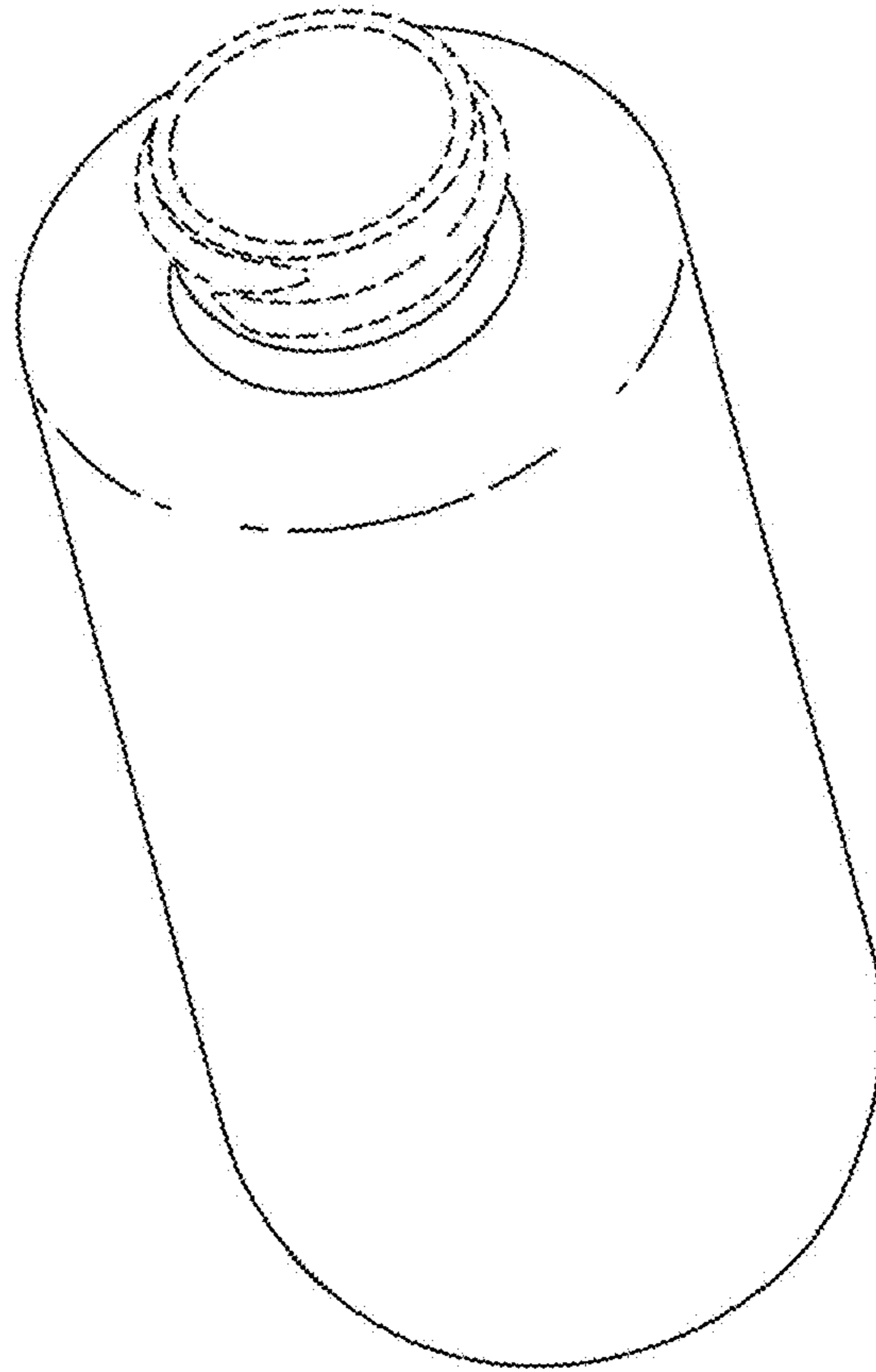


FIG. 1




FIG. 2




FIG. 3




FIG. 4




FIG. 5

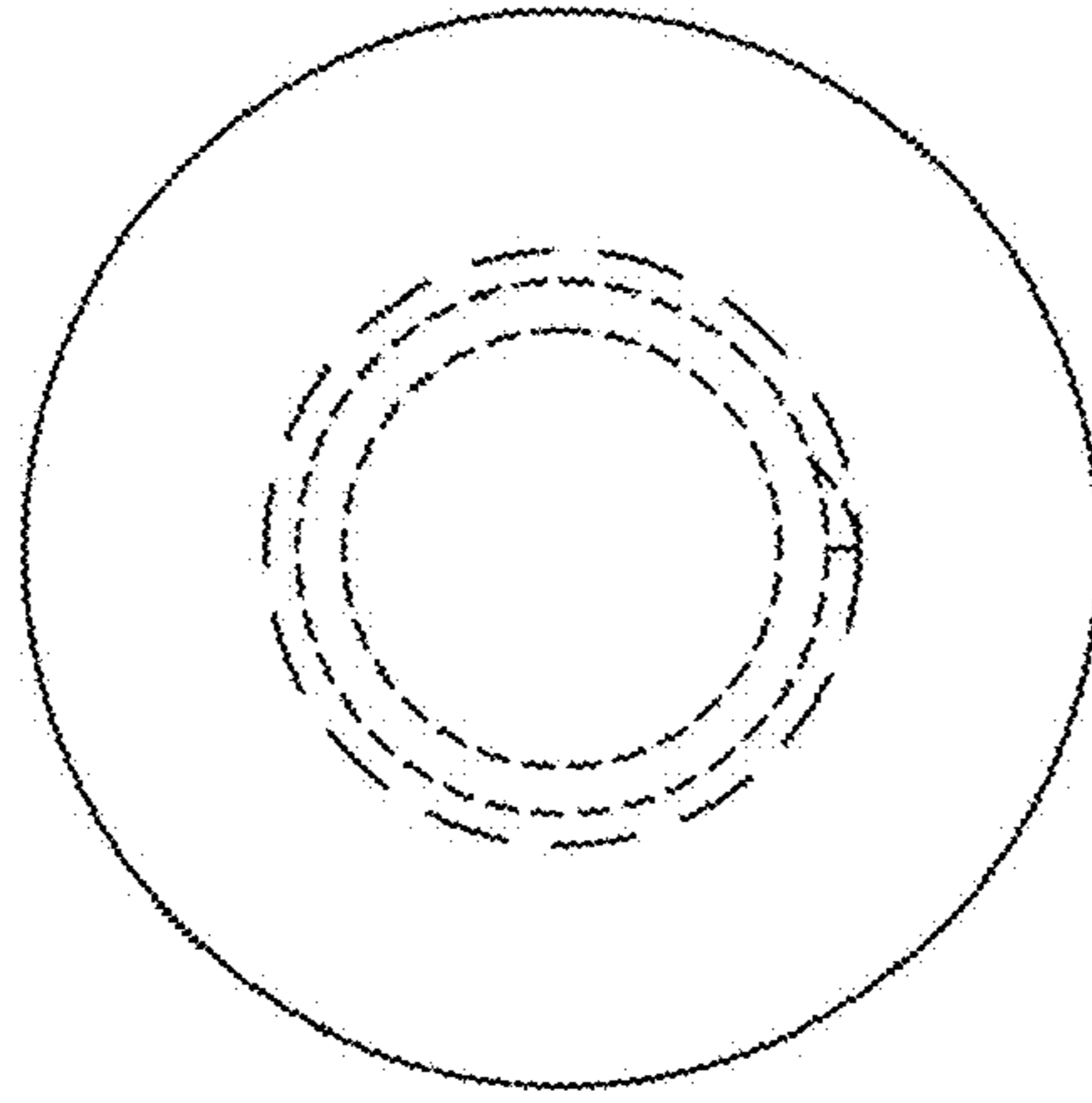


FIG. 6

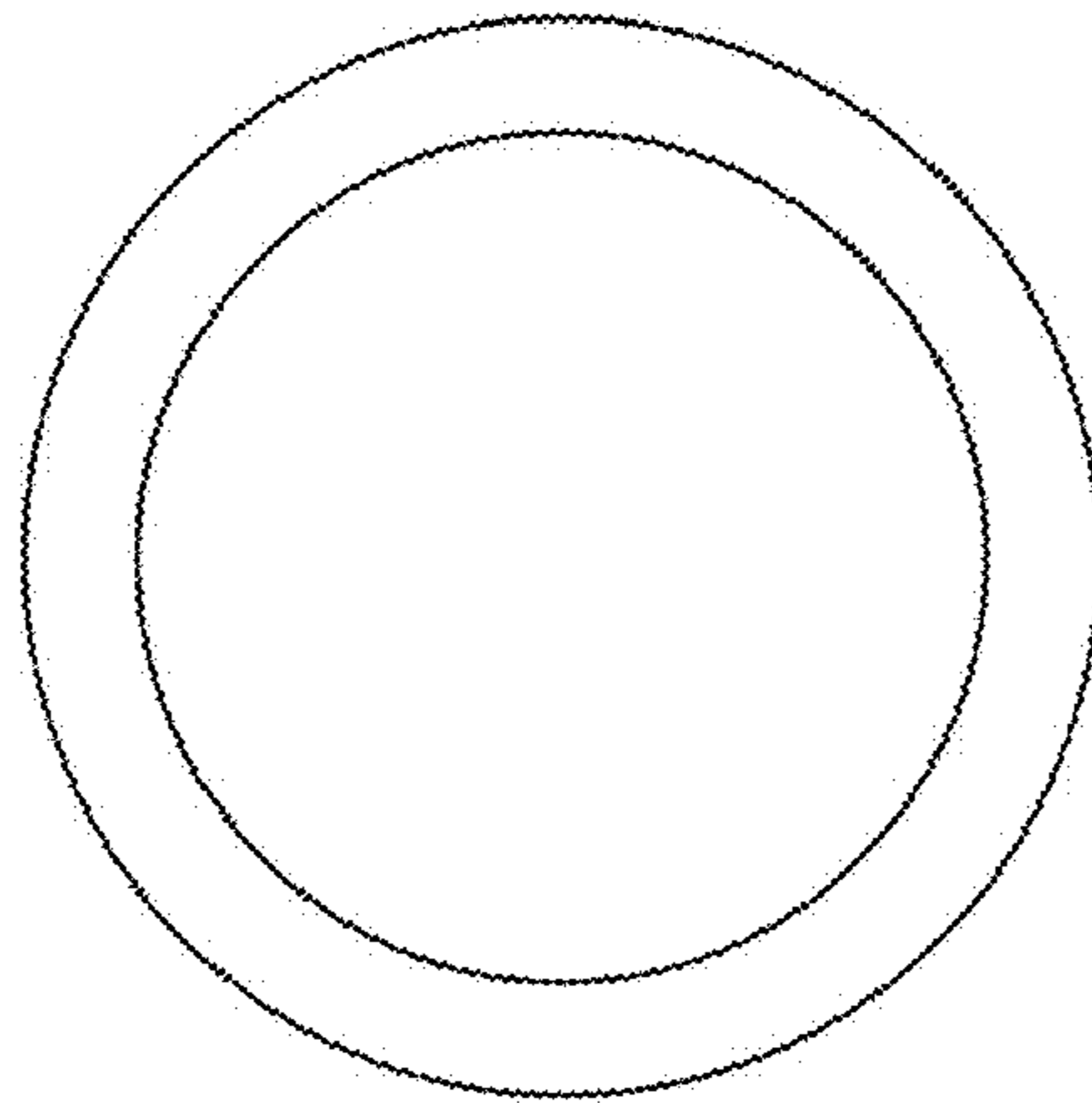


FIG. 7