



US00D847605S

(12) **United States Design Patent**  
**Masuda et al.**

(10) **Patent No.:** **US D847,605 S**

(45) **Date of Patent:** **\*\* May 7, 2019**

(54) **CUTTER KNIFE**

(71) Applicant: **OLFA CORPORATION**, Osaka (JP)

(72) Inventors: **Minoru Masuda**, Osaka (JP); **Yosuke Takashima**, Osaka (JP)

(73) Assignee: **Olfa Corporation**, Osaka-shi (JP)

(\*\*) Term: **15 Years**

(21) Appl. No.: **35/503,426**

(22) Filed: **Jan. 27, 2017**

(80) **Hague Agreement Data**

Int. Filing Date: **Jan. 27, 2017**

Int. Reg. No.: **DM/095803**

Int. Reg. Date: **Jan. 27, 2017**

Int. Reg. Pub. Date: **Jul. 28, 2017**

(30) **Foreign Application Priority Data**

Aug. 9, 2016 (JP) ..... 2016-017049

(51) **LOC (11) Cl.** ..... **08-03**

(52) **U.S. Cl.**  
USPC ..... **D8/99**

(58) **Field of Classification Search**

USPC ..... D8/99, 98, 105, 107, 45, 70.1; D22/118

CPC ..... B26B 5/001; B26B 5/00; B26B 5/003;  
B26B 1/08; B26B 29/02; B26B 1/10;  
B25F 1/04; E04F 21/32

See application file for complete search history.

(56) **References Cited**

**U.S. PATENT DOCUMENTS**

D433,304 S \* 11/2000 Schmidt ..... D8/99  
D436,306 S \* 1/2001 Fu-Hui ..... D8/107  
D502,379 S \* 3/2005 Tseng ..... D8/99  
D532,277 S \* 11/2006 Shih ..... D8/107

D532,278 S \* 11/2006 Shih ..... D8/107  
D610,433 S \* 2/2010 Garcia ..... D8/107  
D649,001 S \* 11/2011 Still ..... D8/105  
D699,092 S \* 2/2014 Wagner ..... D8/99  
D699,540 S \* 2/2014 Wagner ..... D8/99  
D699,541 S \* 2/2014 Wagner ..... D8/99  
D793,198 S \* 8/2017 Wang ..... D8/99

**FOREIGN PATENT DOCUMENTS**

JP D 1244247 S 6/2005

**OTHER PUBLICATIONS**

Metal Hyper Pro Cutter posted on OLFA, found on Jun. 26, 2018 at <https://www.olfatools.co.uk/>.\*

A Product leaflet, Hyper Scraper, vol. 46, issued on Aug. 25, 2014 (One (1) page).

\* cited by examiner

*Primary Examiner* — Eliza Z Bennett-Hattan

(74) *Attorney, Agent, or Firm* — Crowell & Moring LLP

(57) **CLAIM**

The ornamental design for a cutter knife, as shown and described.

**DESCRIPTION**

1. Cutter knife

1.1 : Front perspective view

1.2 : Back perspective view

1.3 : Front

1.4 : Back

1.5 : Left

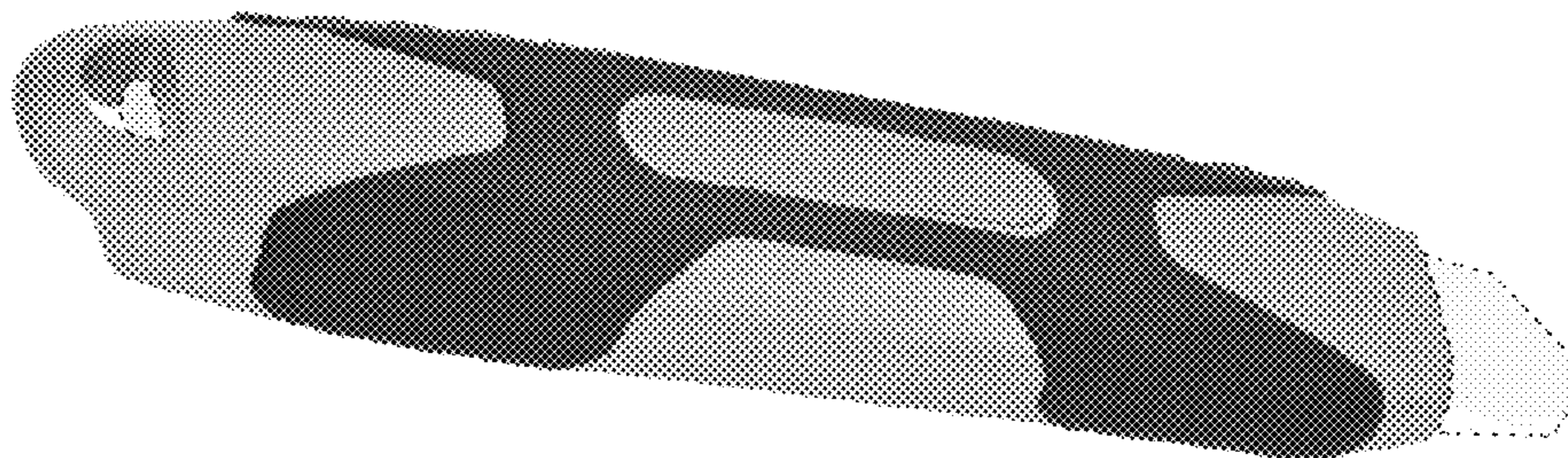
1.6 : Right


1.7 : Top

1.8 : Bottom

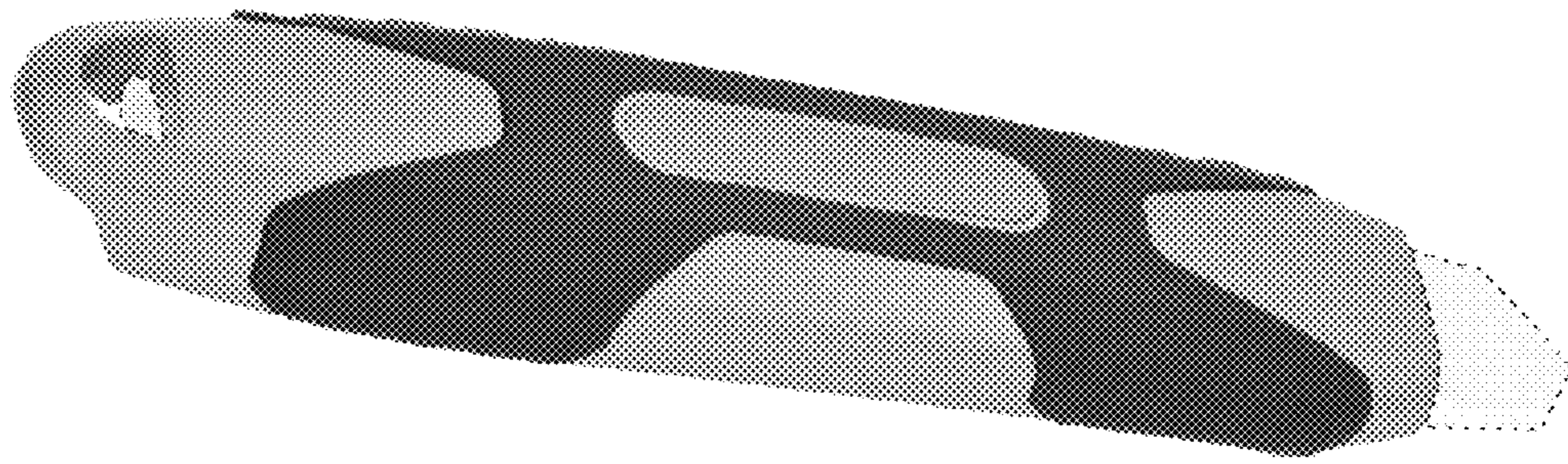
In views 1.1-1.8, the lighter grey, blurred portions enclosed by the broken lines are for illustrative purposes only, and form no part of the claimed design.

**1 Claim, 7 Drawing Sheets**






*Fig. 1.1*




*Fig. 1.2*







*Fig. 1.3*




*Fig. 1.4*



*Fig. 1.5*



*Fig. 1.6*



*Fig. 1.7*



*Fig. 1.8*