

US00D847588S

(12) **United States Design Patent** (10) **Patent No.:** **US D847,588 S**  
**Kim** (45) **Date of Patent:** **\*\* May 7, 2019**

(54) **SPICE GRINDER**  
(71) Applicant: **Sunny Kim**, Douglaston, NY (US)  
(72) Inventor: **Sunny Kim**, Douglaston, NY (US)  
(73) Assignee: **HELEN OF TROY LIMITED**, St. Michael (BB)  
(\*\*) Term: **15 Years**  
(21) Appl. No.: **29/643,422**  
(22) Filed: **Apr. 9, 2018**  
(51) **LOC (11) Cl.** ..... **07-04**  
(52) **U.S. Cl.**  
USPC ..... **D7/679**  
(58) **Field of Classification Search**  
USPC ..... D7/679, 590-597, 372, 373; D9/500, D9/503, 504  
CPC ... A21C 1/04; A47J 42/34; A47J 42/00; A47J 42/04; A47J 42/14; A47J 42/18; A47J 42/24; A47J 42/42; A47J 42/46; A47J 42/06; A47J 42/08; A47J 42/40; A47J 43/044; A47J 43/0722; A47J 43/06; A47J 43/25; A47J 43/255; A24C 5/40; B02C 18/08; B02C 18/24; B02C 18/16  
See application file for complete search history.

D581,742 S \* 12/2008 Krus ..... D7/591  
D609,535 S \* 2/2010 Kavanaugh ..... D7/679  
2005/0274835 A1\* 12/2005 Huang ..... A47J 42/04  
241/169.1  
2009/0095832 A1\* 4/2009 Wu ..... A47J 42/40  
241/169.1  
2015/0257600 A1\* 9/2015 Krus ..... A47J 42/46  
241/169.1

\* cited by examiner

*Primary Examiner* — Terry A Wallace

(56) **References Cited**  
U.S. PATENT DOCUMENTS  
4,135,672 A \* 1/1979 Schlessel ..... A47J 42/04  
241/169.1  
5,176,329 A \* 1/1993 De Coster ..... A47J 42/04  
241/169.1

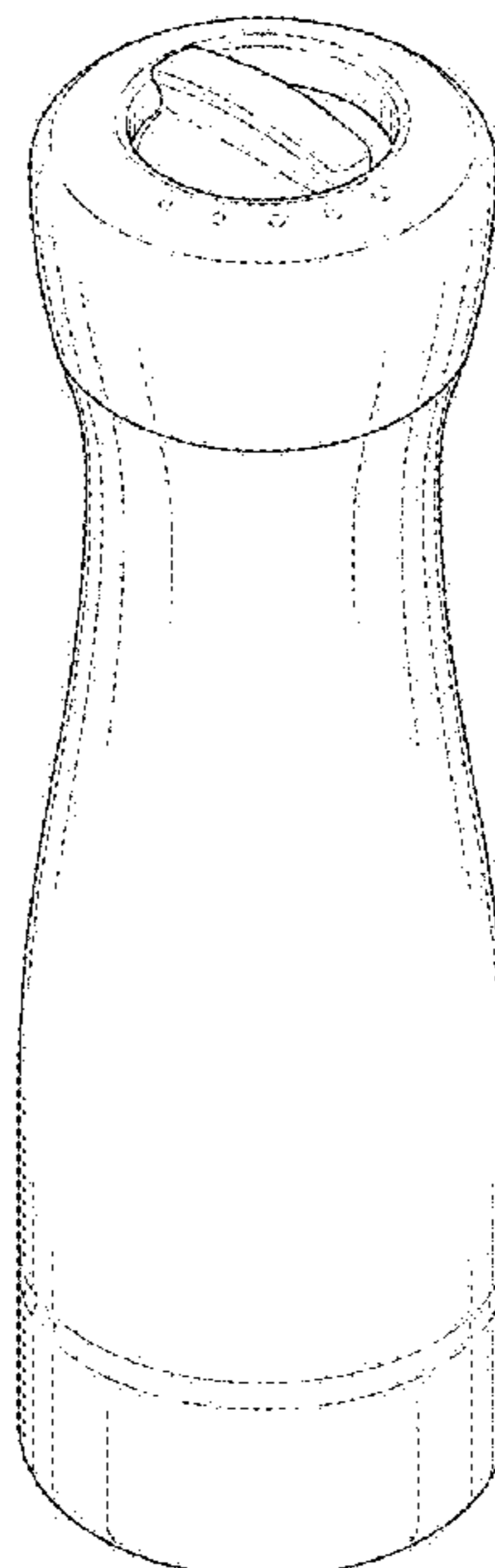
(57) **CLAIM**

The ornamental design for a spice grinder, as shown, and described.

**DESCRIPTION**

FIG. 1 is a perspective view of a spice grinder;  
FIG. 2 is a rear elevation view thereof;  
FIG. 3 is a right side elevation thereof;  
FIG. 4 is a front elevation view thereof;  
FIG. 5 is a left side elevation view thereof;  
FIG. 6 is a bottom view thereof; and,  
FIG. 7 is a top view thereof.  
The broken lines represent unclaimed environment only and form no part of the claimed design.

**1 Claim, 7 Drawing Sheets**



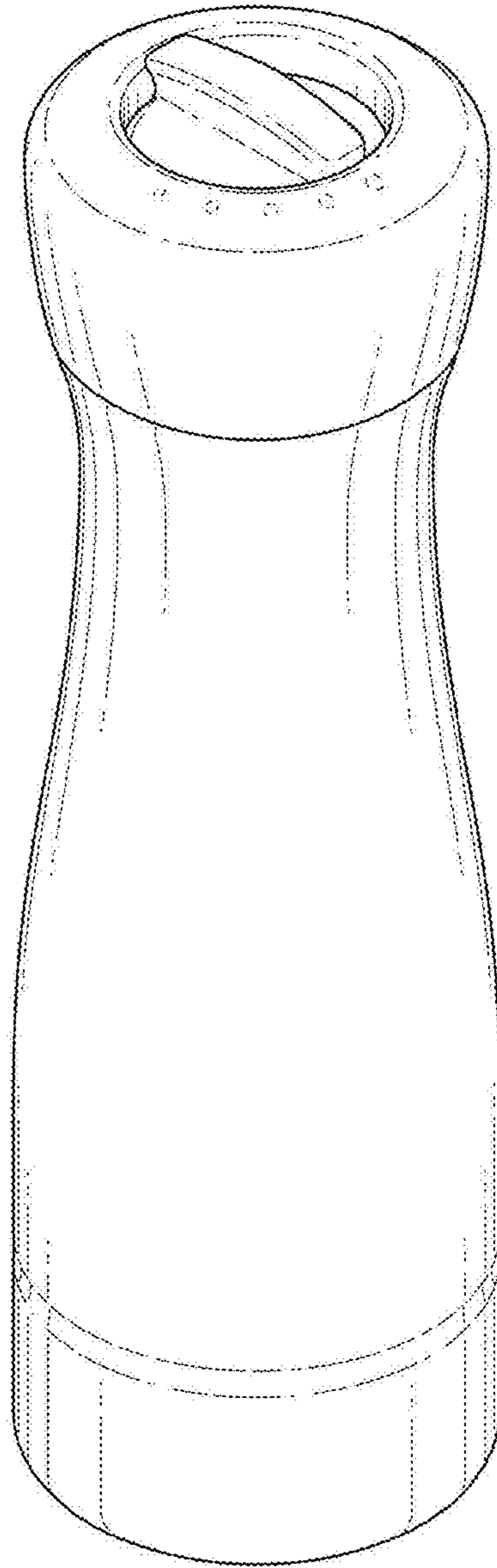


FIG. 1

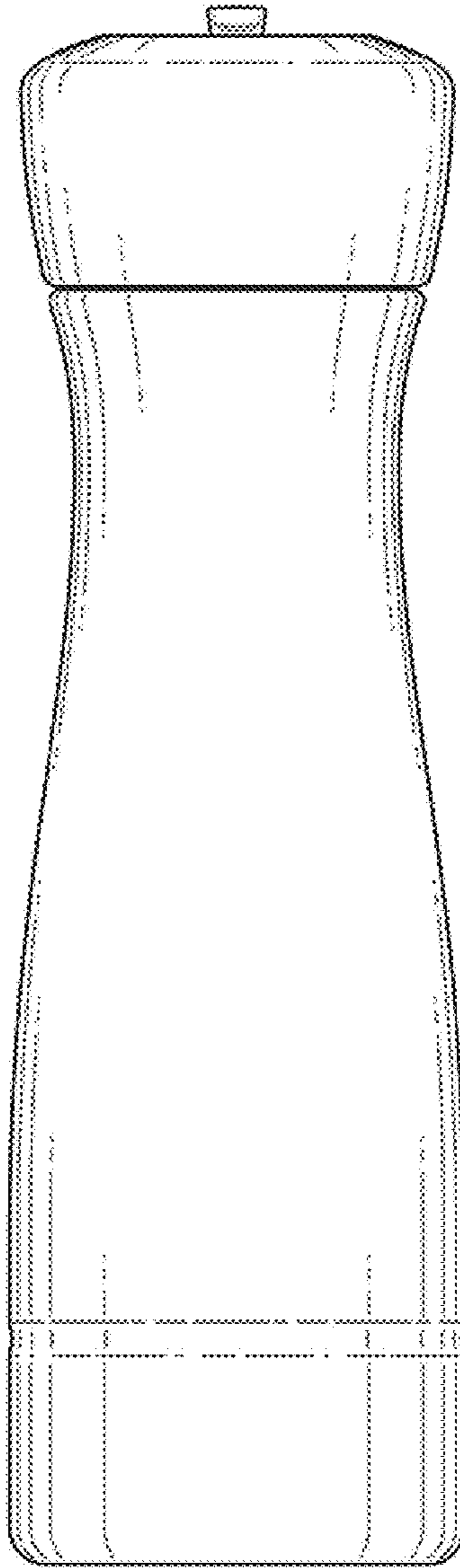


FIG. 2

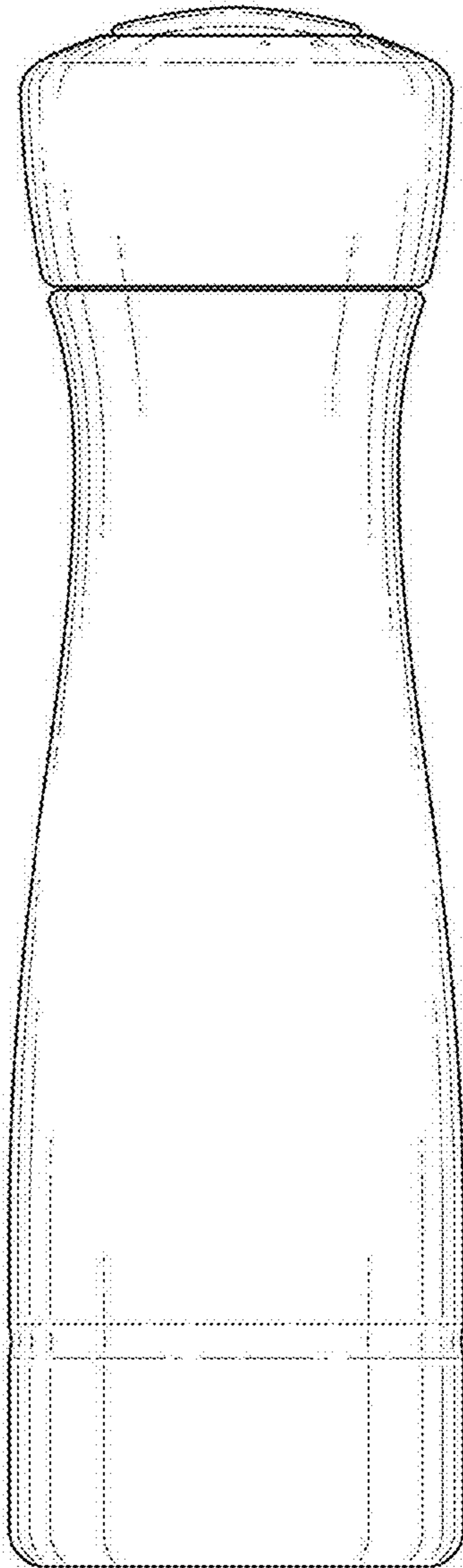


FIG. 3

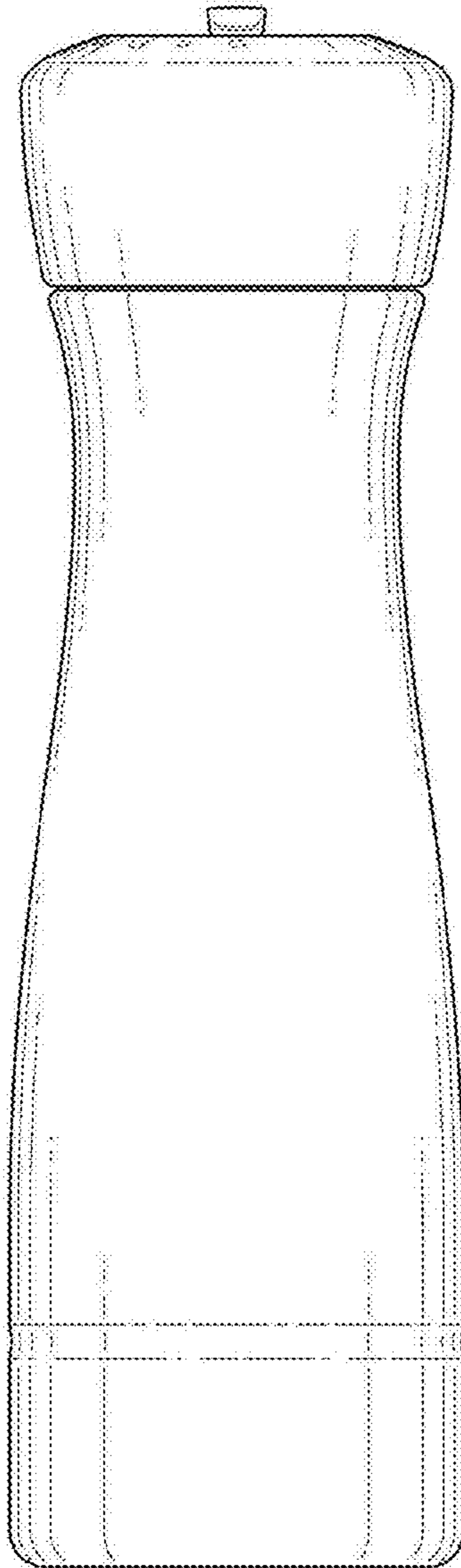


FIG. 4

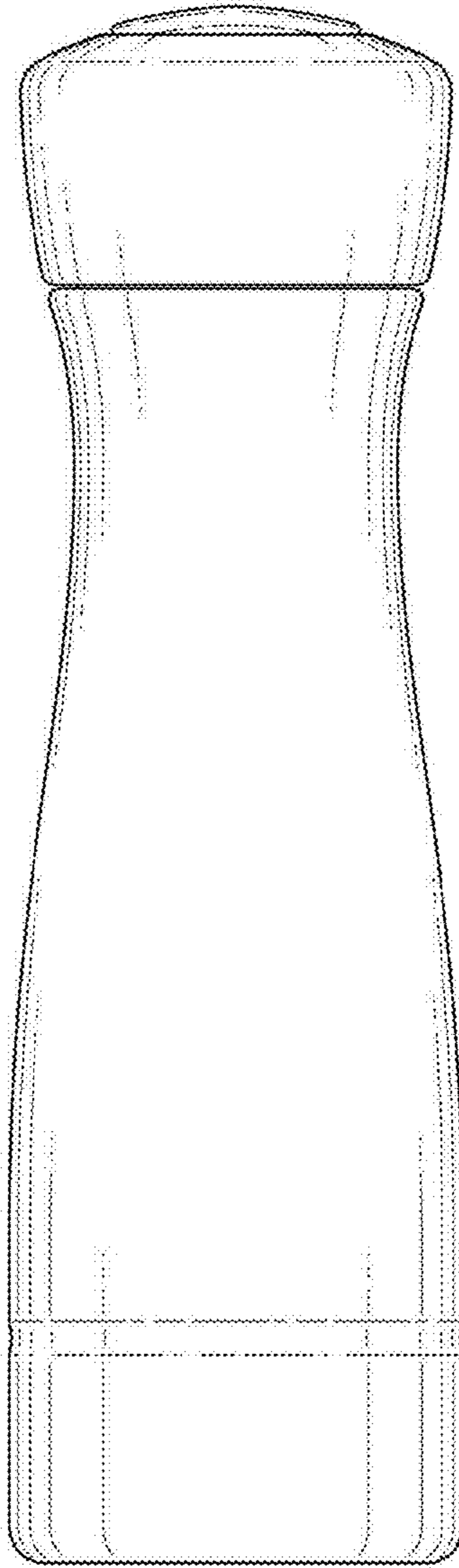


FIG. 5

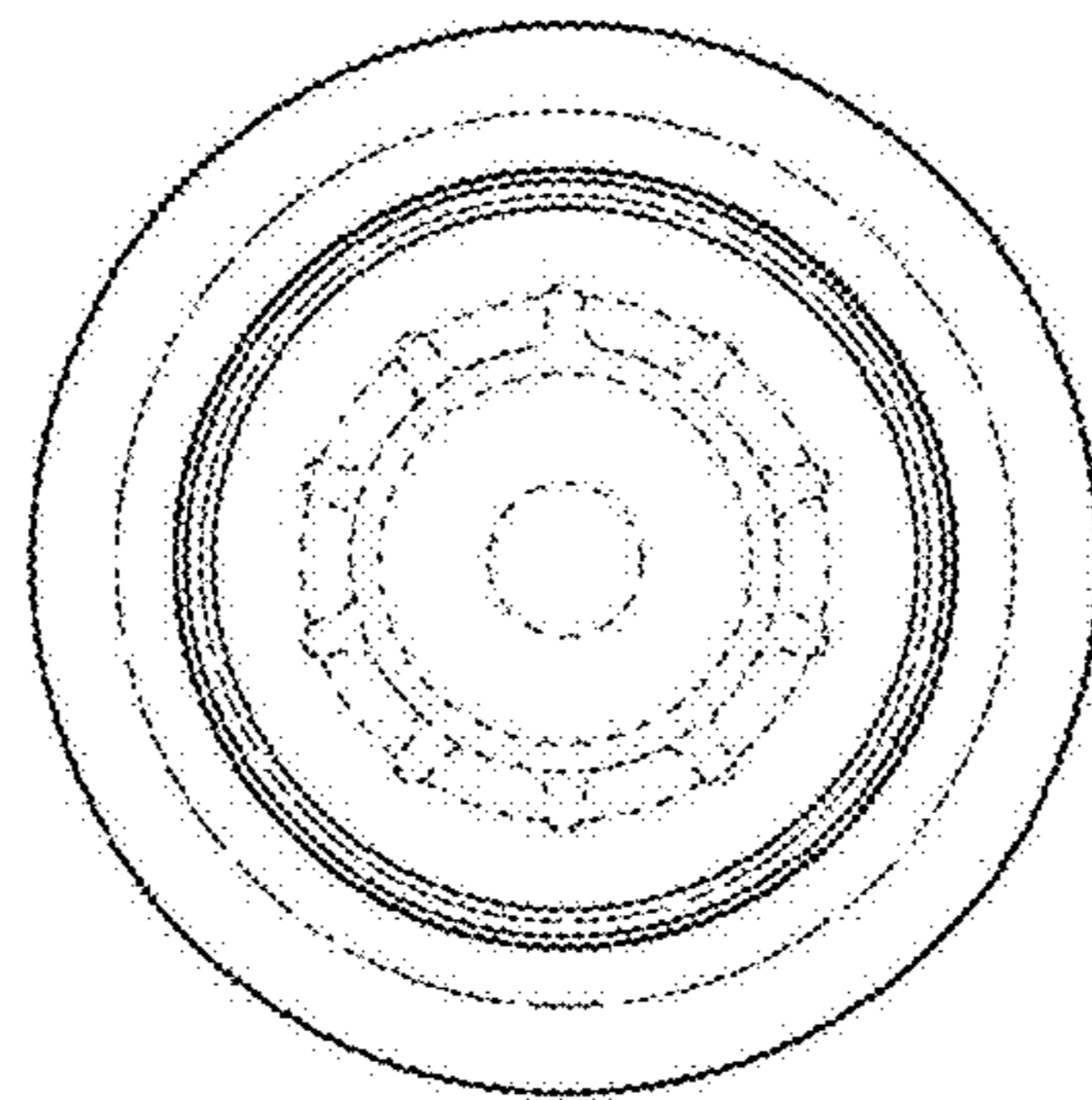


FIG. 6

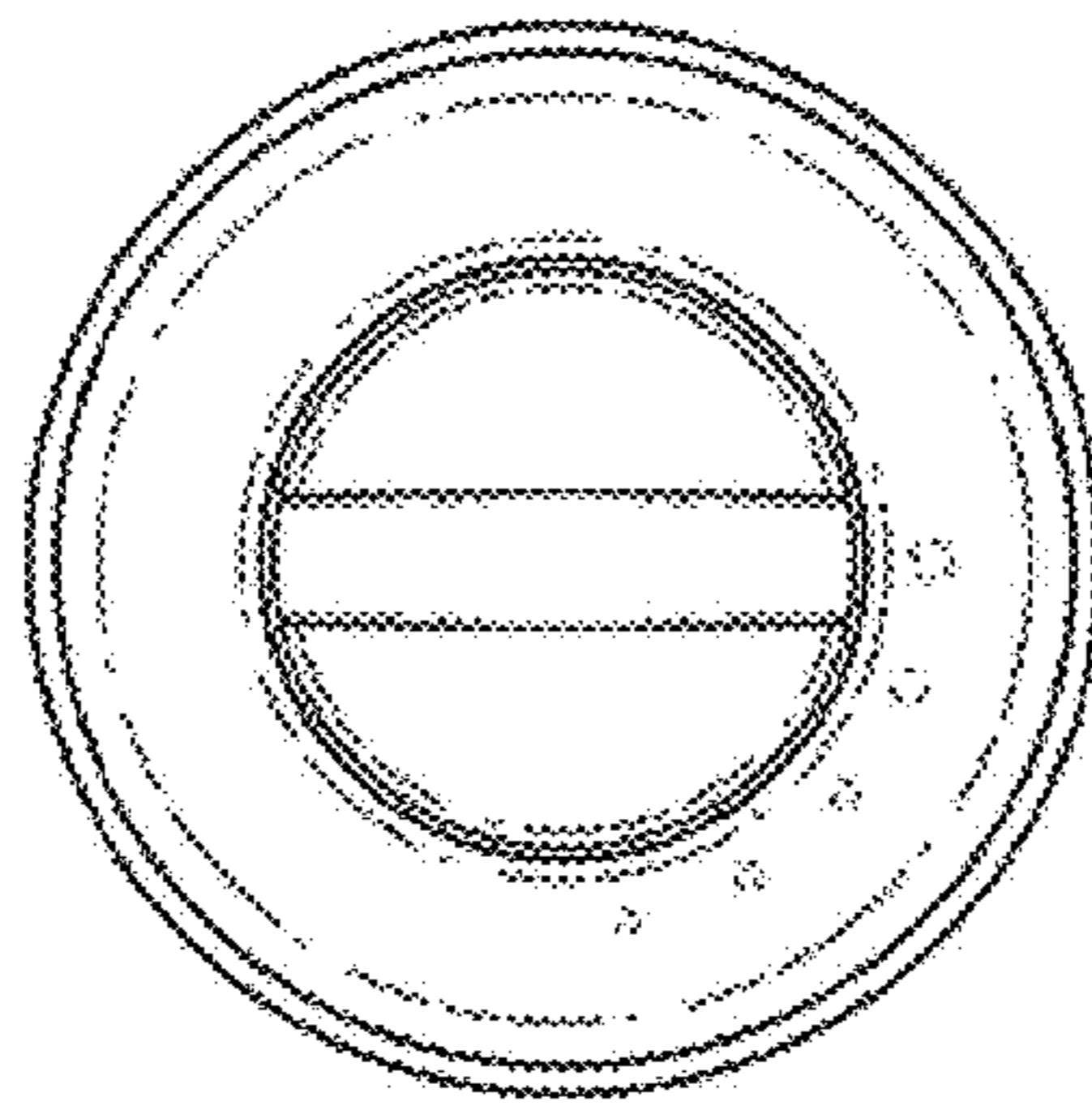


FIG. 7