



US00D847586S

(12) **United States Design Patent**
Butler

(10) **Patent No.:** **US D847,586 S**

(45) **Date of Patent:** **** May 7, 2019**

(54) **FLATWARE CRADLE**

(71) Applicant: **John E. Butler**, Pensacola, FL (US)

(72) Inventor: **John E. Butler**, Pensacola, FL (US)

(**) Term: **15 Years**

(21) Appl. No.: **29/622,717**

(22) Filed: **Oct. 19, 2017**

(51) **LOC (11) Cl.** **07-07**

(52) **U.S. Cl.**
USPC **D7/637**

(58) **Field of Classification Search**
USPC D7/637-641; 30/298.4; 211/60.1, 70.6,
211/70.7; 248/37.3, 37.6; D3/273, 274;
D19/77, 81-86

CPC A47B 88/20; A47F 7/00; A47G 21/00;
A47G 21/14; B26B 3/00

See application file for complete search history.

(56) **References Cited**

U.S. PATENT DOCUMENTS

D154,997 S * 8/1949 Elser D7/641
D222,682 S * 11/1971 Douglas D7/554.2
D244,340 S * 5/1977 Ashton D7/641

D250,279 S * 11/1978 Niesse D27/180
D256,419 S * 8/1980 Hom D19/67
4,858,863 A * 8/1989 Lin A47G 21/103
248/174
D378,564 S * 3/1997 Hall D7/637
D646,124 S * 10/2011 Hering D7/554.2
D651,471 S * 1/2012 Harrington D7/601

* cited by examiner

Primary Examiner — Derrick E Holland

Assistant Examiner — Janice Patyk

(74) *Attorney, Agent, or Firm* — J. Nevin Shaffer, Jr.

(57) **CLAIM**

I claim the ornamental design for a flatware cradle, as shown and described.

DESCRIPTION

FIG. 1 is a perspective view of a flatware cradle according to the present invention;

FIG. 2 is a top view thereof;

FIG. 3 is a bottom view thereof;

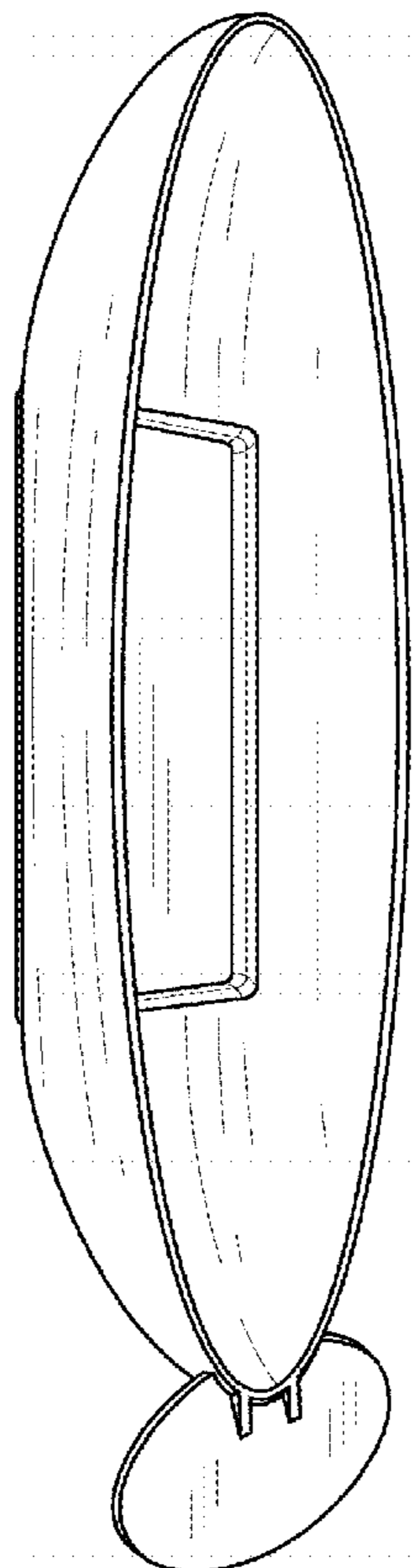
FIG. 4 is a left side view thereof;

FIG. 5 is a right side view thereof;

FIG. 6 is front view thereof; and,

FIG. 7 is a rear view thereof.

1 Claim, 4 Drawing Sheets



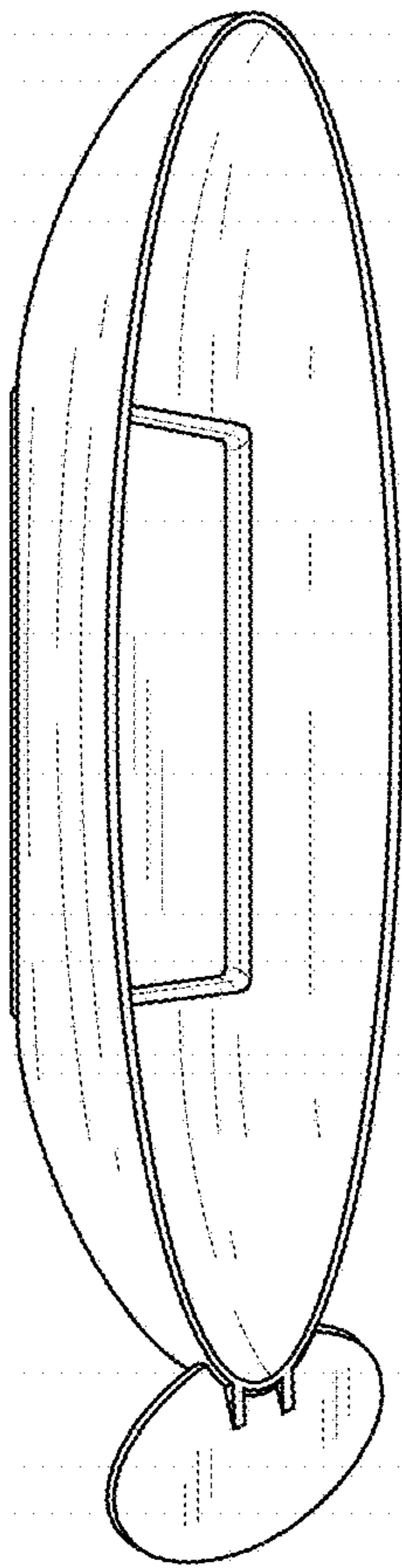


FIG. 1

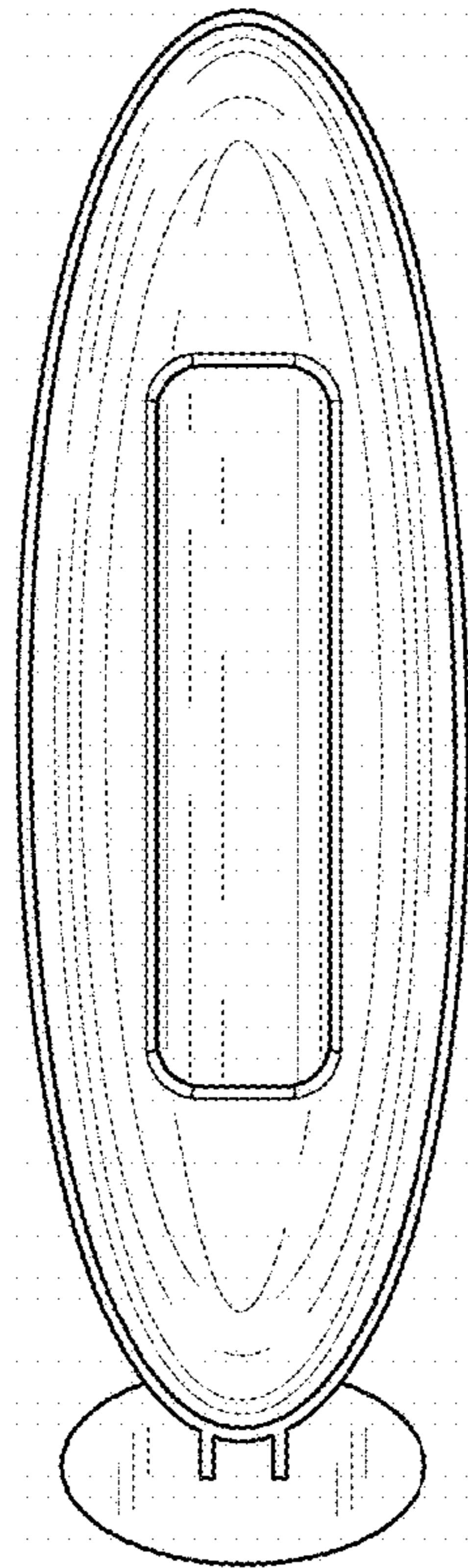


FIG. 2

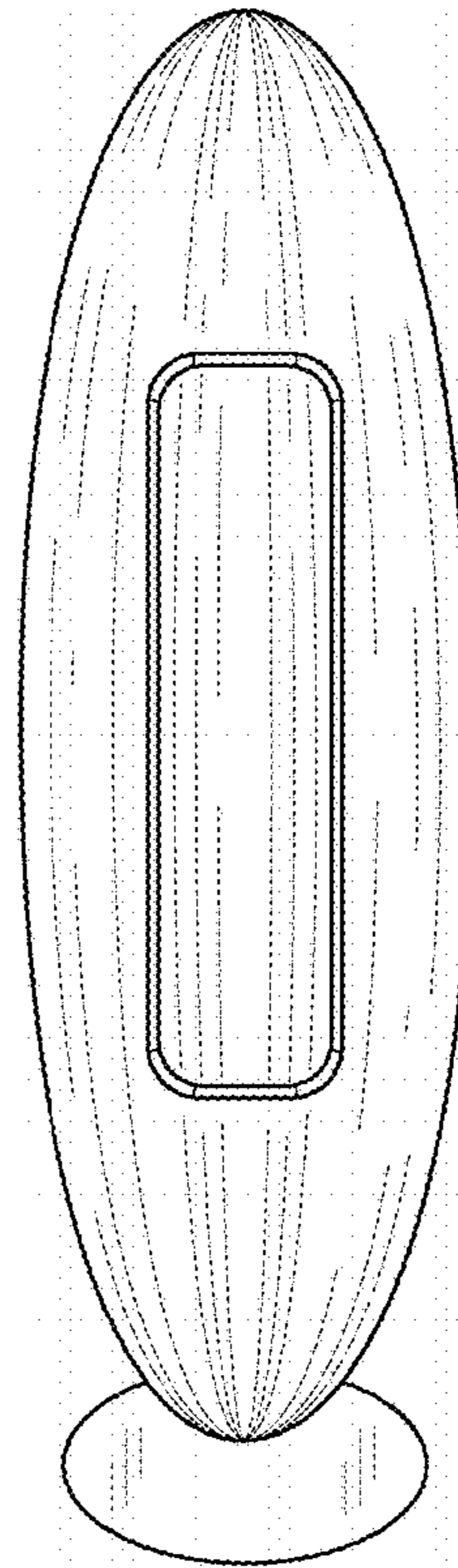


FIG. 3




FIG. 4




FIG. 5

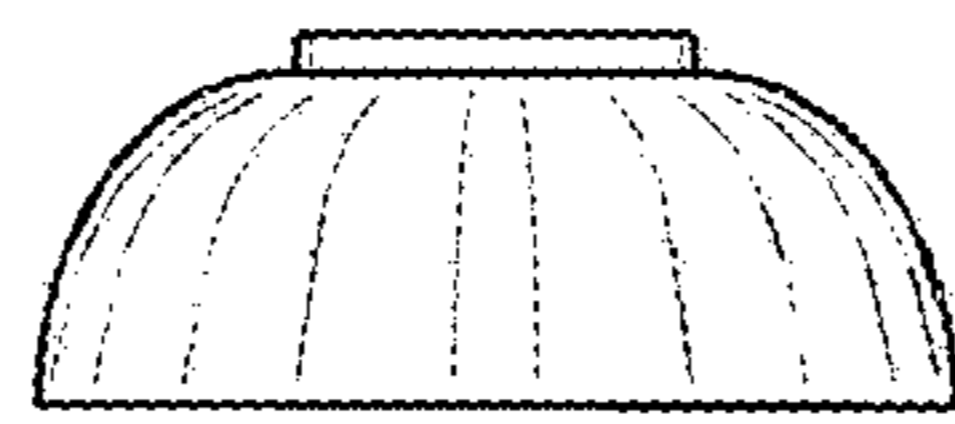


FIG. 6

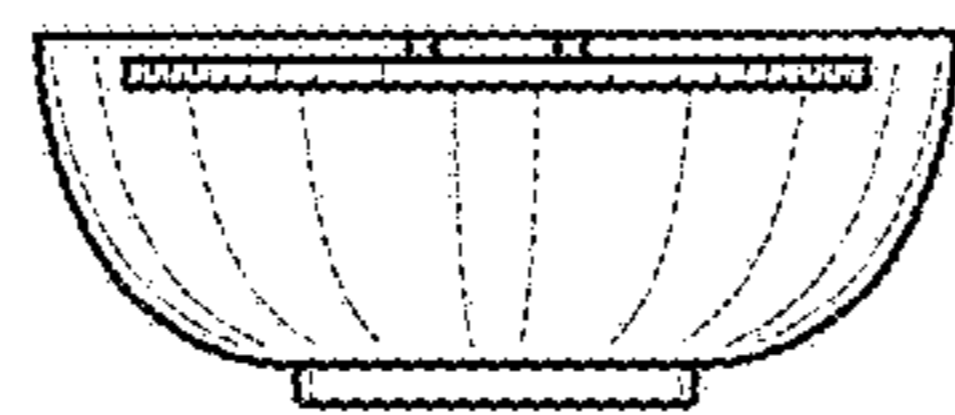


FIG. 7