



US00D847581S

(12) **United States Design Patent** (10) **Patent No.:** **US D847,581 S**
Gentile (45) **Date of Patent:** **** May 7, 2019**

(54) **BUTTER CONTAINER**
(71) Applicant: **ALLSTAR MARKETING GROUP, LLP**, Hawthorne, NY (US)
(72) Inventor: **Thomas Gentile**, Mahopac, NY (US)
(73) Assignee: **ALLSTAR MARKETING GROUP, LLC**, Hawthorne, NY (US)

(**) Term: **15 Years**
(21) Appl. No.: **29/599,951**
(22) Filed: **Apr. 7, 2017**
(51) **LOC (11) Cl.** **07-07**
(52) **U.S. Cl.**
USPC **D7/602**
(58) **Field of Classification Search**
USPC D7/602, 605-607, 619.1, 629;
D9/503-504, 529, 763, 772, 776,
D9/447-448, 530, 685; 206/139-144,
206/216-217, 528, 540, 531-534
CPC B65D 81/24; A47G 23/04; A47J 41/00;
A23C 9/1524; A23C 9/1307; A23L 3/24;
A23P 20/18
See application file for complete search history.

D655,620 S * 3/2012 van Dulleman D9/723
D673,862 S * 1/2013 Garcia D9/689
D674,276 S * 1/2013 Cohen D9/434
D675,485 S * 2/2013 Frank D7/629
D680,879 S * 4/2013 Gershune D9/689
D681,476 S * 5/2013 Broen D9/689
D682,095 S * 5/2013 Cohen D9/434
(Continued)

OTHER PUBLICATIONS

Spray and Spritz, Mister Butter, www.ispot.tv, published May 11, 2017 by Mister Butter © 2018 iSpot.tv, Inc, online, site visited Nov. 29, 2018. Available from Internet, URL: https://www.ispot.tv/ad/AUrX/mister-butter-spray-and-spritz# (Year: 2017).*

Primary Examiner — Shannon W Morgan
Assistant Examiner — Altaira J Swangin
(74) *Attorney, Agent, or Firm* — Andrew F. Young, Esq.;
Lackebach Siegel, LLP

(57) **CLAIM**

The ornamental design for a butter container, as shown and described.

DESCRIPTION

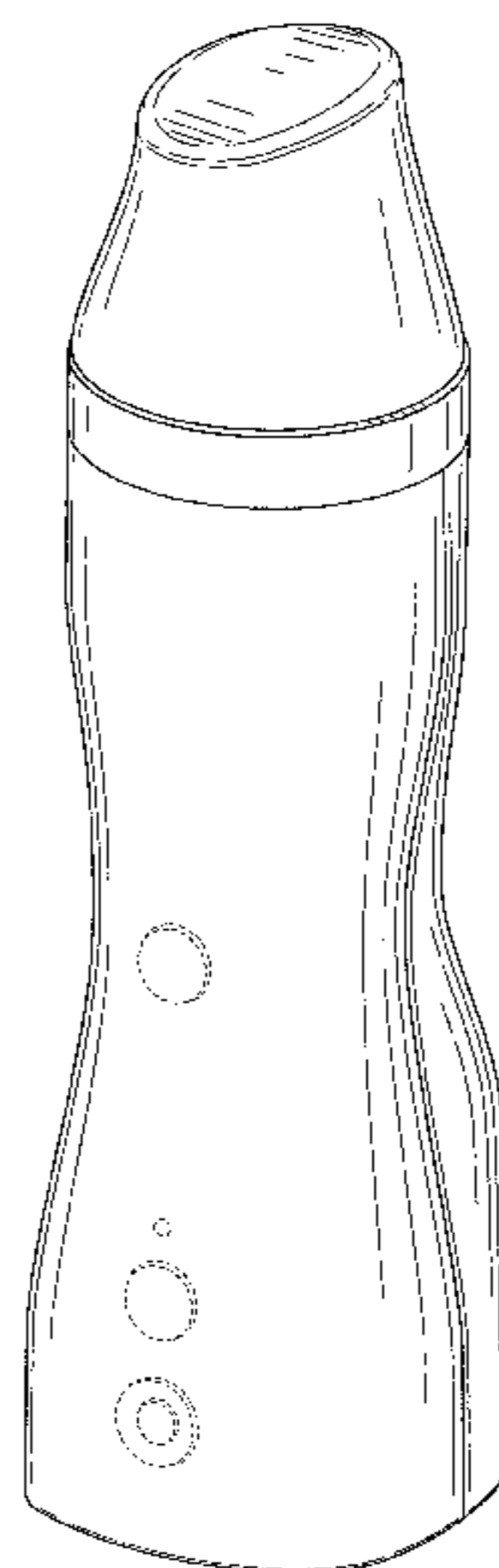
FIG. 1 is a top perspective view of a butter container, showing my new design;
FIG. 2 is a front elevation view thereof.
FIG. 3 is a rear elevation view thereof.
FIG. 4 is a right side elevation view thereof.
FIG. 5 is a left side elevation view thereof.
FIG. 6 is a top plan view thereof; and,
FIG. 7 is a bottom plan view thereof.
The broken lines represent portions of butter container, which form no part of the claimed design. The circular broken lines, adjacent to the claimed subject matter in FIG. 7, represent a boundary line which forms no part of the claimed design. None of the broken lines form part of the claimed design.

(56) **References Cited**

U.S. PATENT DOCUMENTS

D318,231 S * 7/1991 Lay D9/435
D337,939 S * 8/1993 Smith, Jr. D9/529
D368,659 S * 4/1996 Smith D9/414
D438,785 S * 3/2001 Baron D9/689
D447,693 S * 9/2001 Warner D9/450
D503,086 S * 3/2005 Tsai D9/685
D533,064 S * 12/2006 Glynn D9/500
D584,107 S * 1/2009 George D7/510
D605,051 S * 12/2009 Bohache D9/529
D605,945 S * 12/2009 Macaulay D9/529
D624,415 S * 9/2010 Chupak D9/500
D653,559 S * 2/2012 Bicknell D9/689

1 Claim, 6 Drawing Sheets



(56)

References Cited

U.S. PATENT DOCUMENTS

D683,239	S	*	5/2013	Broen	D9/689
D697,815	S	*	1/2014	Broen	D9/689
D700,521	S	*	3/2014	Finlay	D9/529
D734,638	S	*	7/2015	Wahl	D7/392.1
D735,036	S	*	7/2015	Broen	D9/448
D751,908	S	*	3/2016	Lee	D9/449
D783,409	S	*	4/2017	Teller	D9/529
D790,358	S	*	6/2017	Teller	D9/529
D790,983	S	*	7/2017	Teller	D9/529
D805,917	S	*	12/2017	Teller	D9/686
D822,489	S	*	7/2018	Bischoff	D9/500
D838,178	S	*	1/2019	Foreman	D9/522
2003/0129142	A1	*	7/2003	Schroeder	A45D 34/041 424/47

* cited by examiner

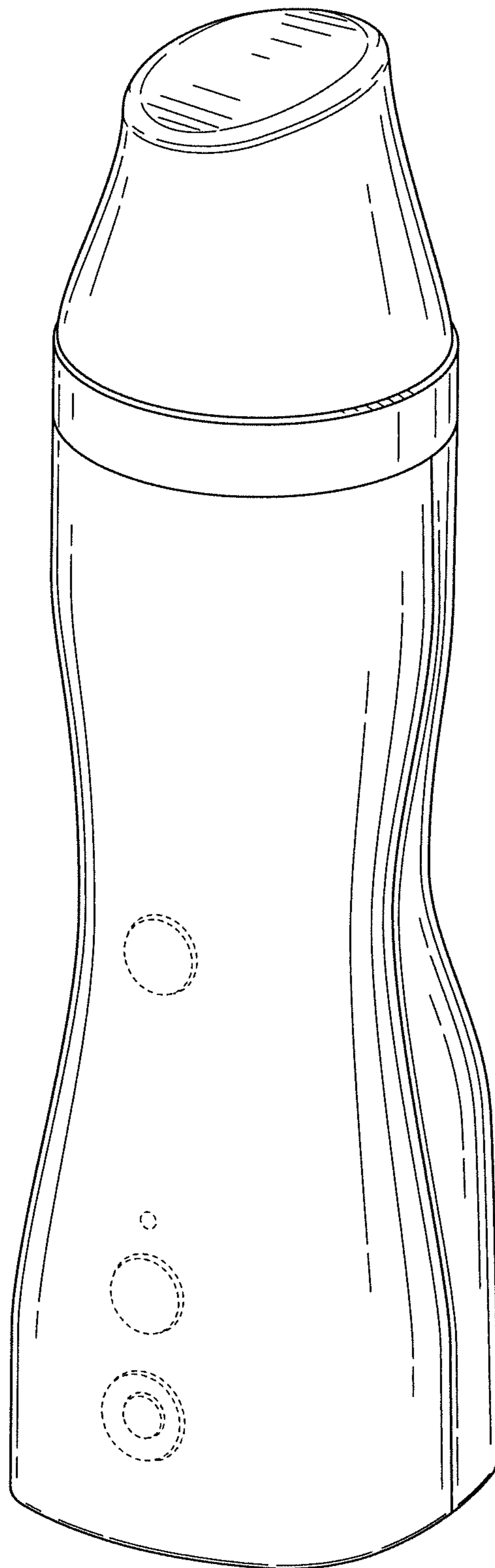


FIG. 1

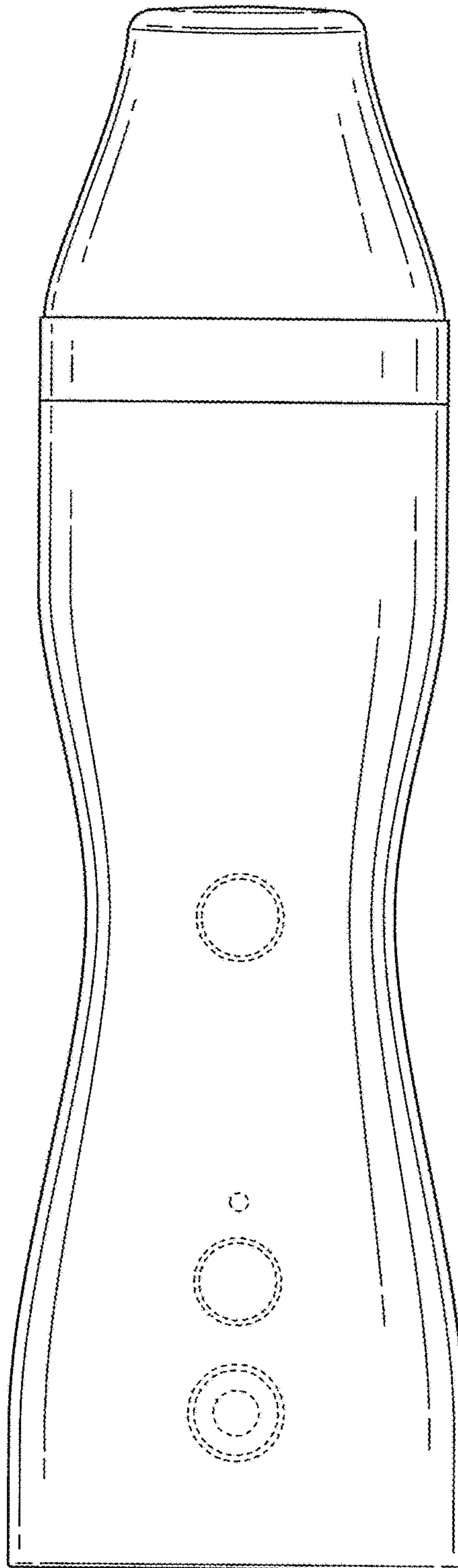


FIG. 2

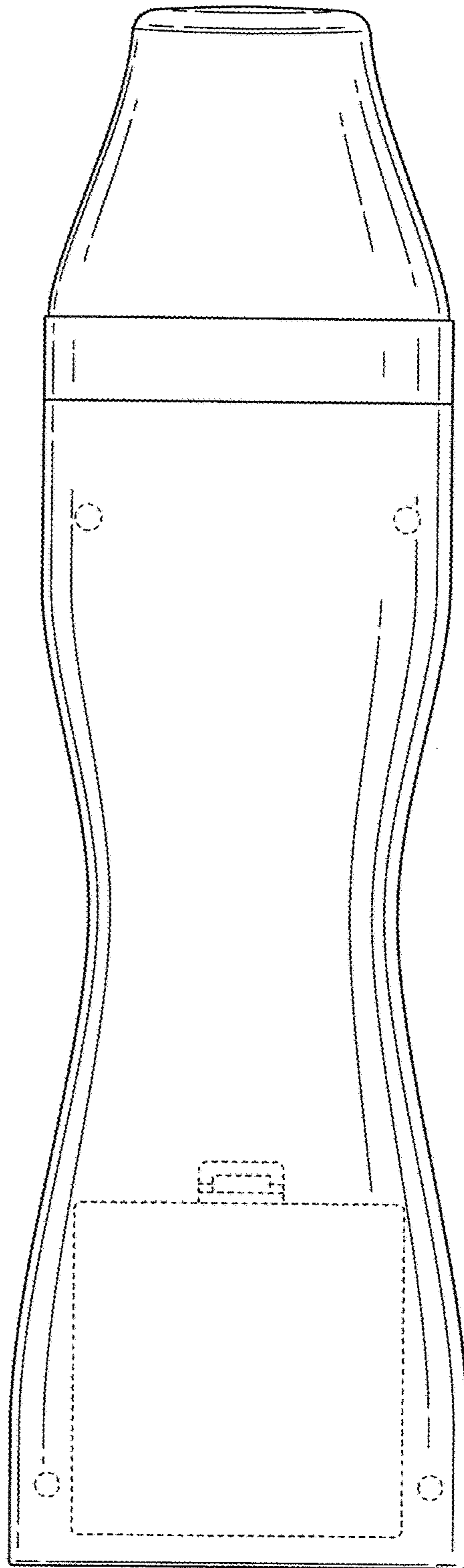


FIG. 3

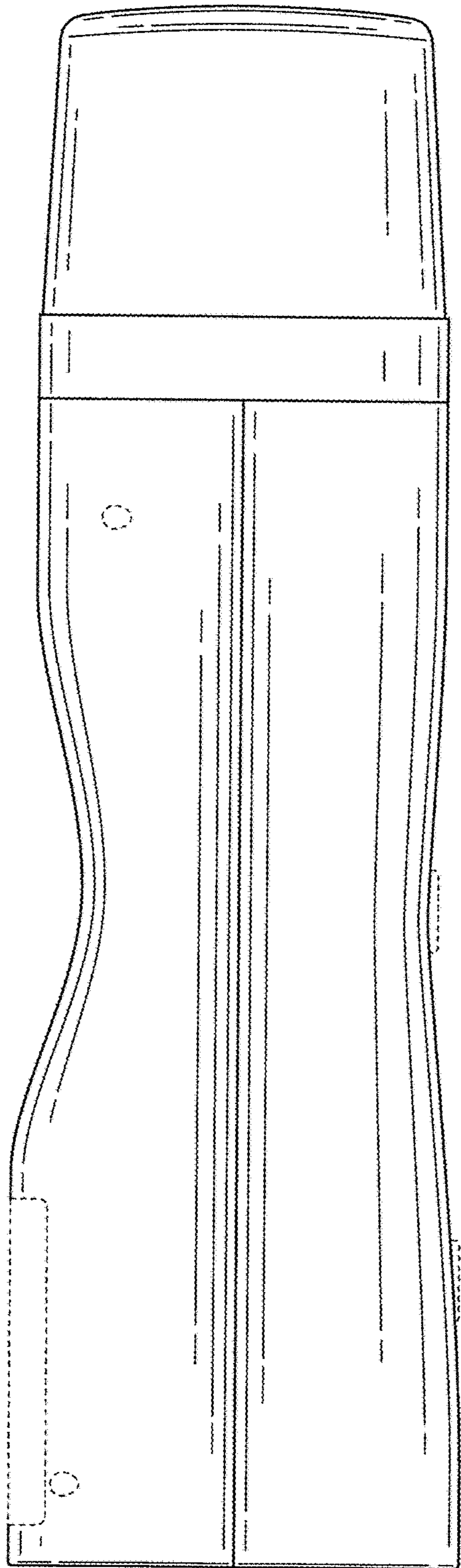


FIG. 4

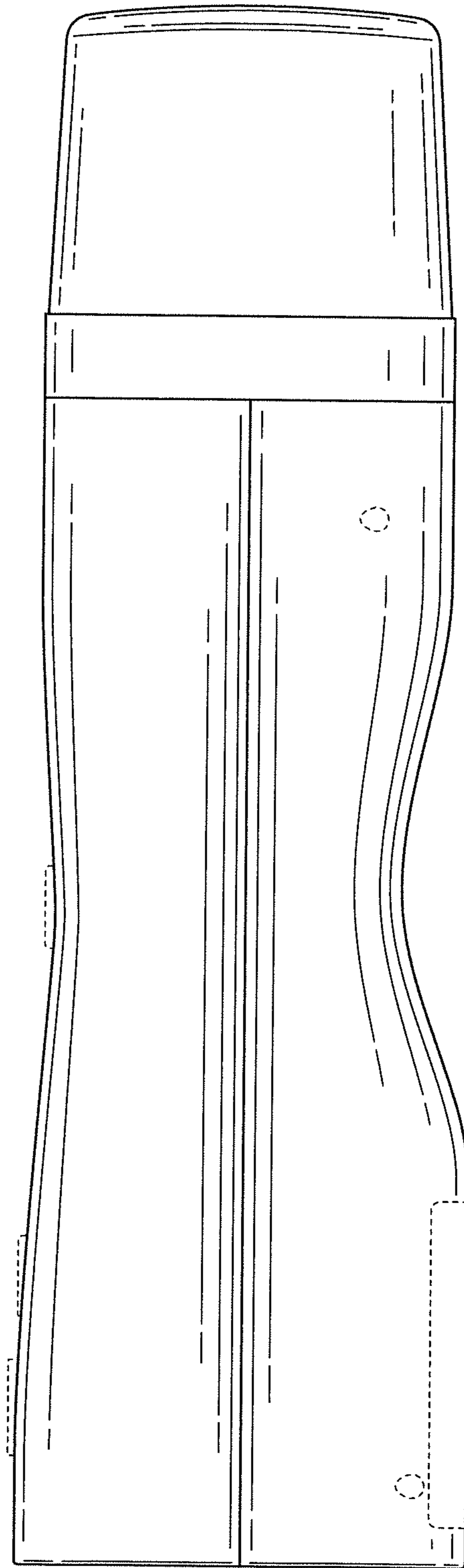


FIG. 5

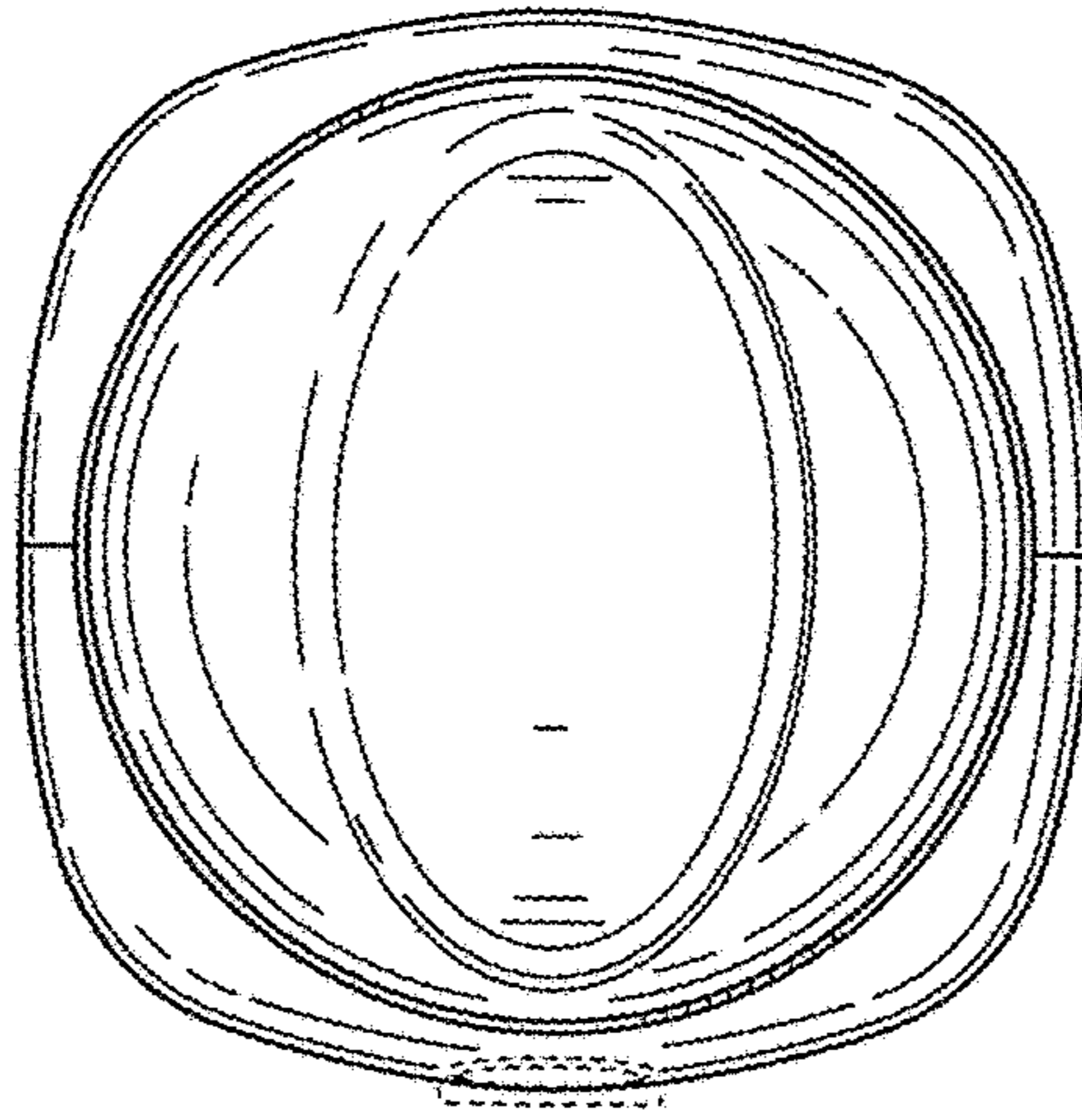


FIG. 6

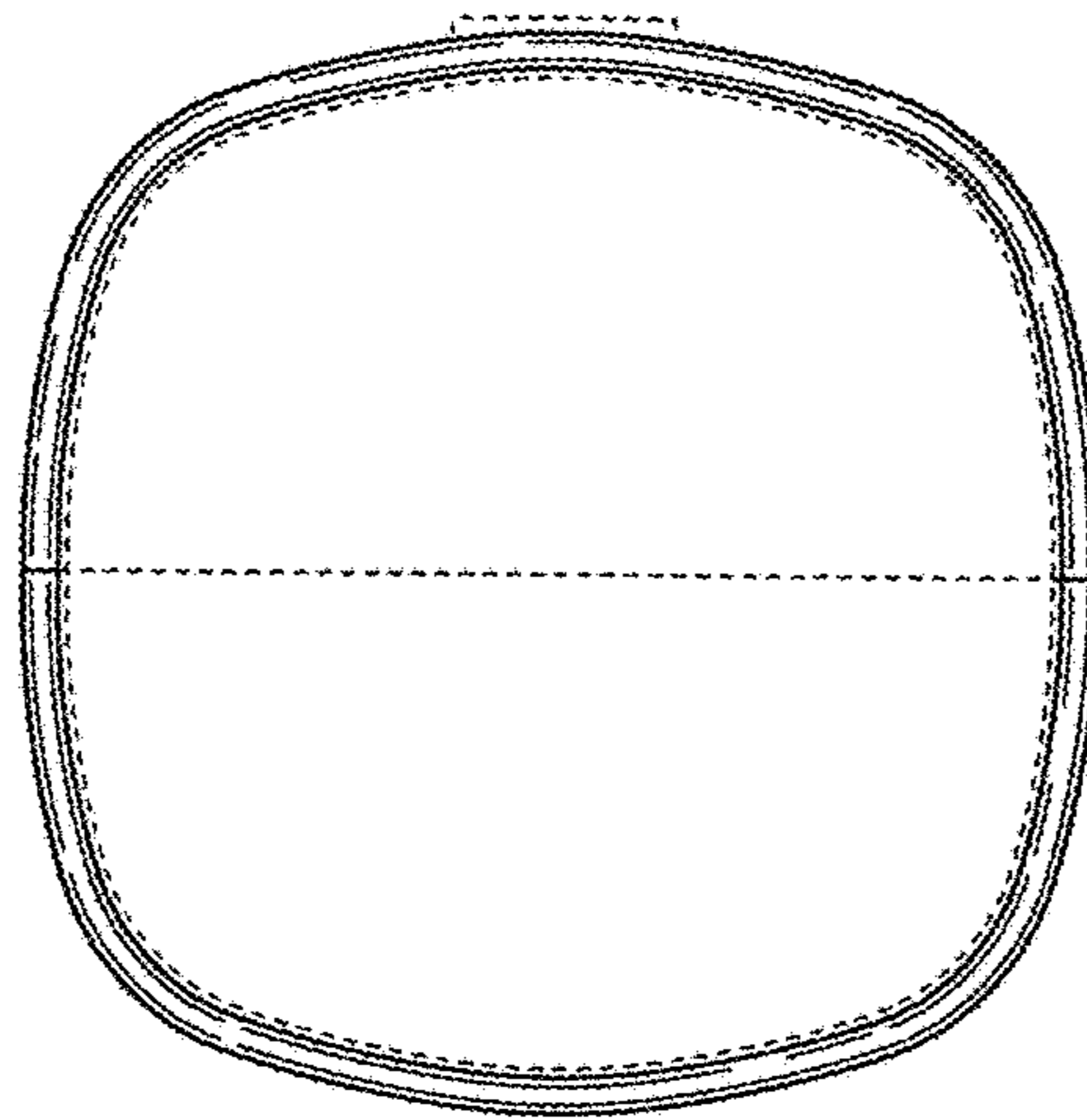


FIG. 7