



US00D847566S

(12) **United States Design Patent** (10) **Patent No.:** **US D847,566 S**
Kamper et al. (45) **Date of Patent:** **** May 7, 2019**

(54) **GAS COOK TOP GRATE**

(56) **References Cited**

(71) Applicants: **BSH Home Appliances Corporation**, Irvine, CA (US); **BSH Hausgeräte GmbH**, Munich (DE)

(72) Inventors: **Heather Kamper**, Newport Beach, CA (US); **Andy Mok**, Stanton, CA (US)

(73) Assignees: **BSH Home Appliances Corporation**, Irvine, CA (US); **BSH Hausgeräte GmbH**, Munich (DE)

(**) Term: **15 Years**

(21) Appl. No.: **29/640,512**

(22) Filed: **Mar. 15, 2018**

U.S. PATENT DOCUMENTS

D367,802 S *	3/1996	Lewis	D7/408
D602,738 S *	10/2009	Bengtson	D7/408
D628,017 S *	11/2010	Funnell	D7/408
D634,579 S *	3/2011	Funnell, II	D7/346
D643,683 S *	8/2011	Funnell	D7/408
D658,440 S *	5/2012	Funnell, II	D7/408
D678,723 S *	3/2013	Funnell, II	D7/408
D684,424 S *	6/2013	Funnell	D7/408
D697,756 S *	1/2014	Segers	D7/408
D782,863 S *	4/2017	Kamper	D7/339
D817,709 S *	5/2018	Kim	D7/408

(Continued)

Primary Examiner — Ricky Pham

(74) *Attorney, Agent, or Firm* — Michael E. Tschupp; Andre Pallapies; Brandon G. Braun

Related U.S. Application Data

(62) Division of application No. 29/594,306, filed on Feb. 17, 2017, now Pat. No. Des. 835,462, which is a division of application No. 29/529,268, filed on Jun. 5, 2015, now Pat. No. Des. 782,863.

(51) **LOC (11) Cl.** **07-02**

(52) **U.S. Cl.**
USPC **D7/408; D7/339; D7/340; D7/409**

(58) **Field of Classification Search**
USPC **D7/323, 328–349, 387–390, 402–409; D8/300–306**
CPC **A21B 2/00; A21B 3/00; A21B 3/13; A21B 3/15; A21B 5/00; A21B 5/02; A23N 12/06; A23N 12/08; A23N 12/10; A47J 37/00; A47J 37/06; A47J 37/0611; A47J 37/08; A47J 37/0807; A47J 37/0814; A47J 37/0835; A47J 37/0842; A47J 37/085; A47J 37/0864; A47J 37/0878; A47J 37/0885; A47J 37/0892; F24C 7/00; F24C 7/002; F24C 7/046; F24C 7/067; F24C 15/02; F24C 15/04; F24C 15/10; F24C 15/102**

See application file for complete search history.

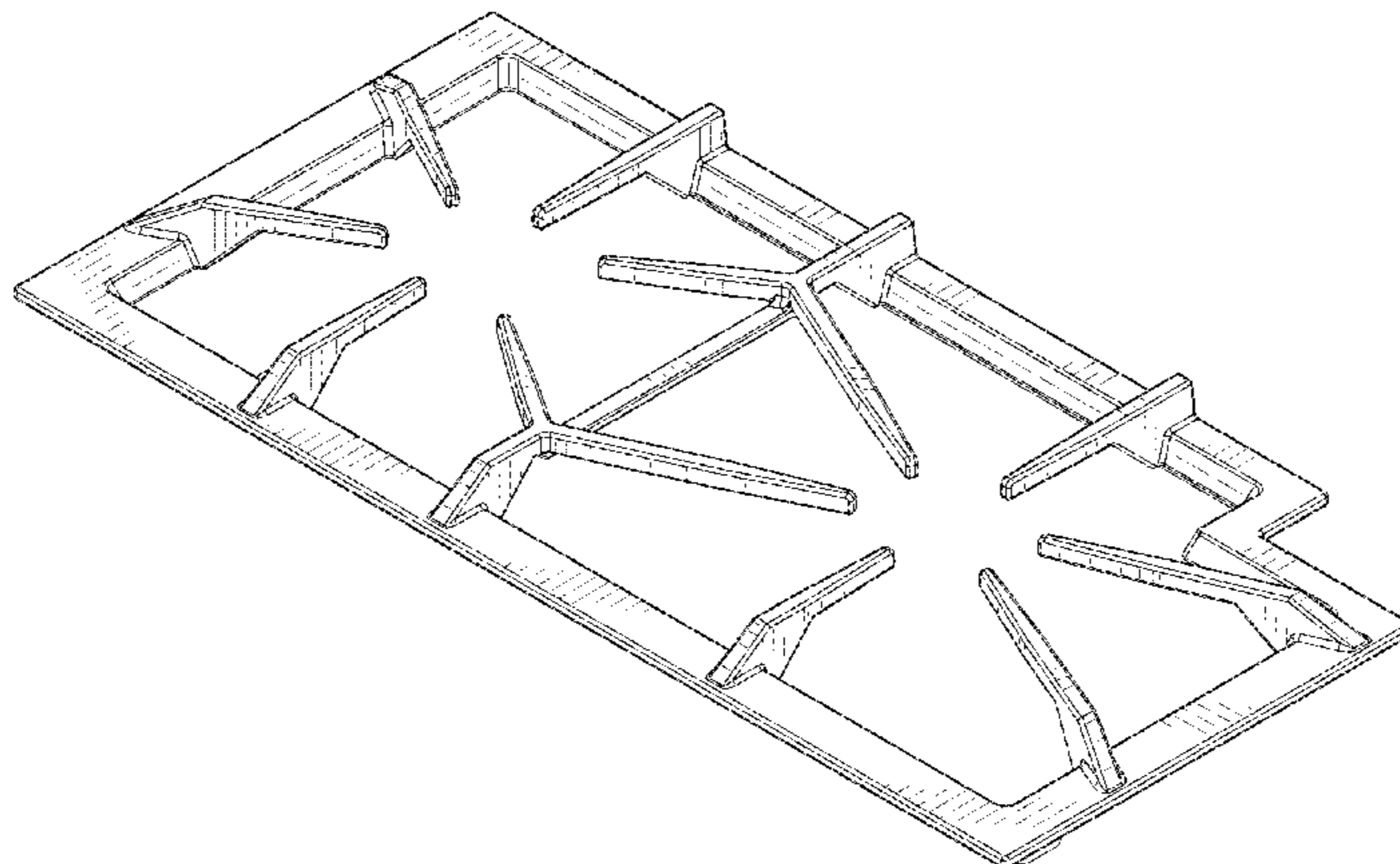
(57) **CLAIM**

The ornamental design for a gas cook top grate, as shown and described.

DESCRIPTION

FIG. 1 is a perspective view of a gas cook top grate according to an embodiment of our new ornamental design; FIG. 2 is a front view thereof; FIG. 3 is a rear view thereof; FIG. 4 is a top view thereof; FIG. 5 is a bottom view thereof; FIG. 6 is a right side view thereof; and, FIG. 7 is a left side view thereof. One or more views (e.g., bottom, rear) may not be shown as those views are unornamented or simply not claimed. The broken lines represent environmental structure or unclaimed portions of the climbing aid and do not form a portion of the claimed design.

1 Claim, 5 Drawing Sheets



(56)

References Cited

U.S. PATENT DOCUMENTS

D829,503 S * 10/2018 Kim D7/408
D829,504 S * 10/2018 Kim D7/408

* cited by examiner

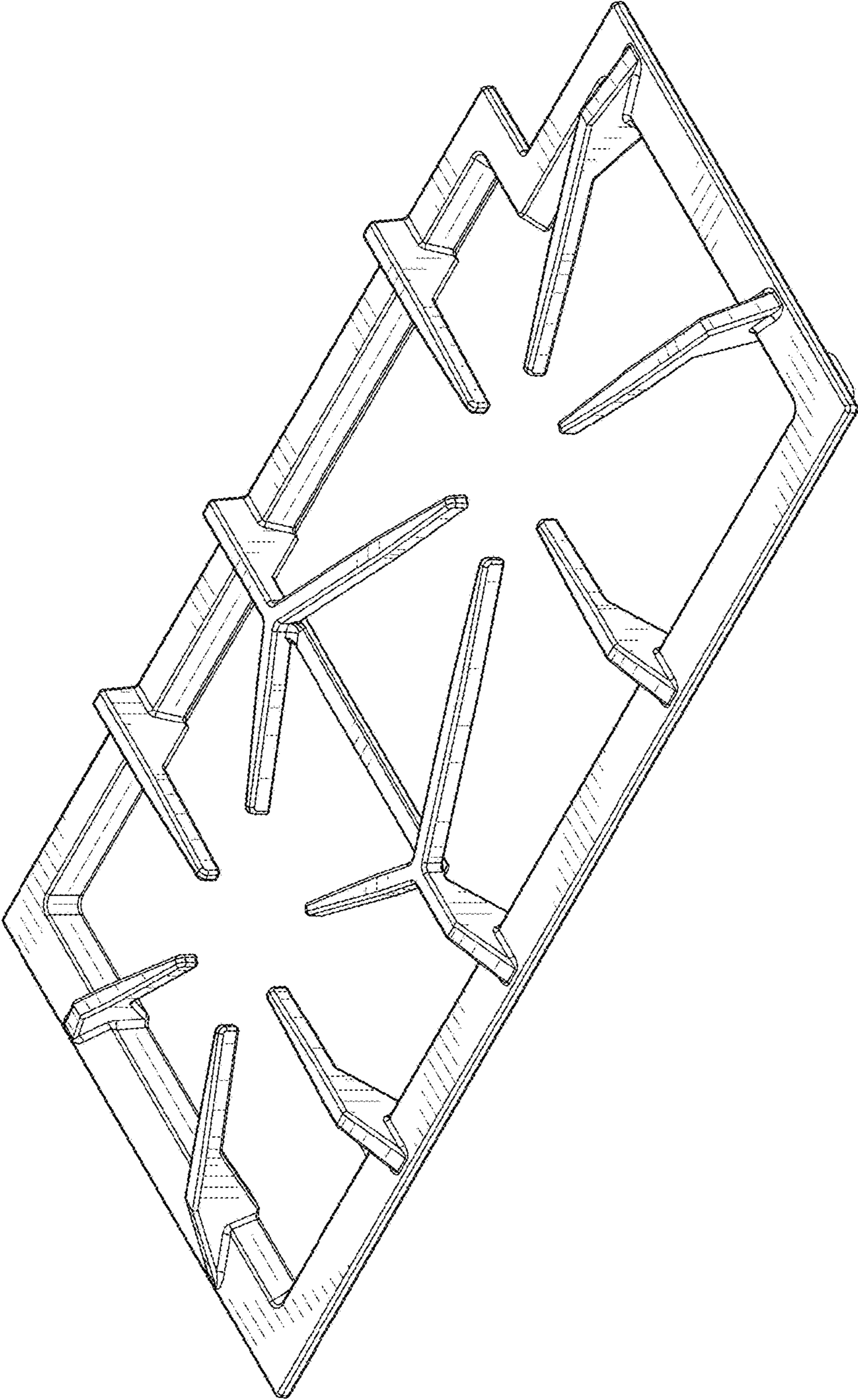


FIG. 1

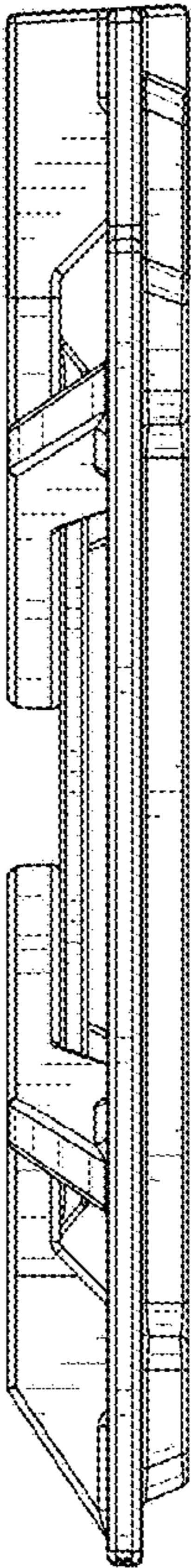


FIG. 2

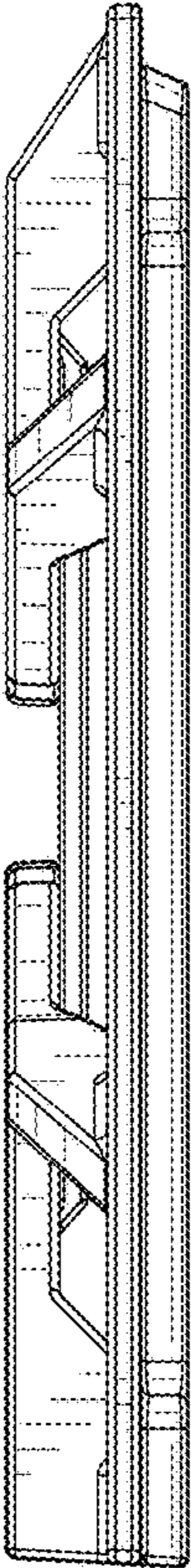


FIG. 3

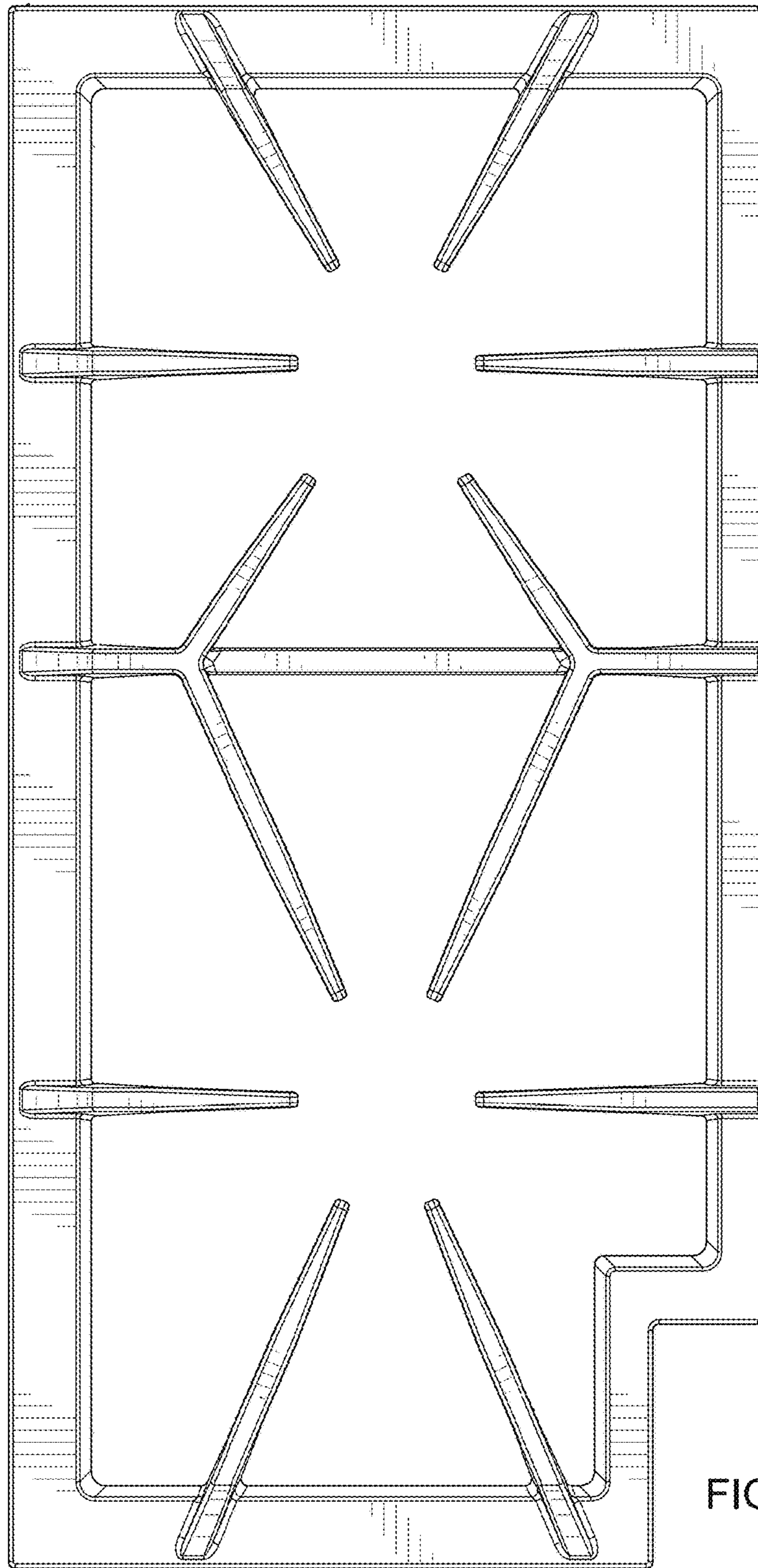


FIG. 4

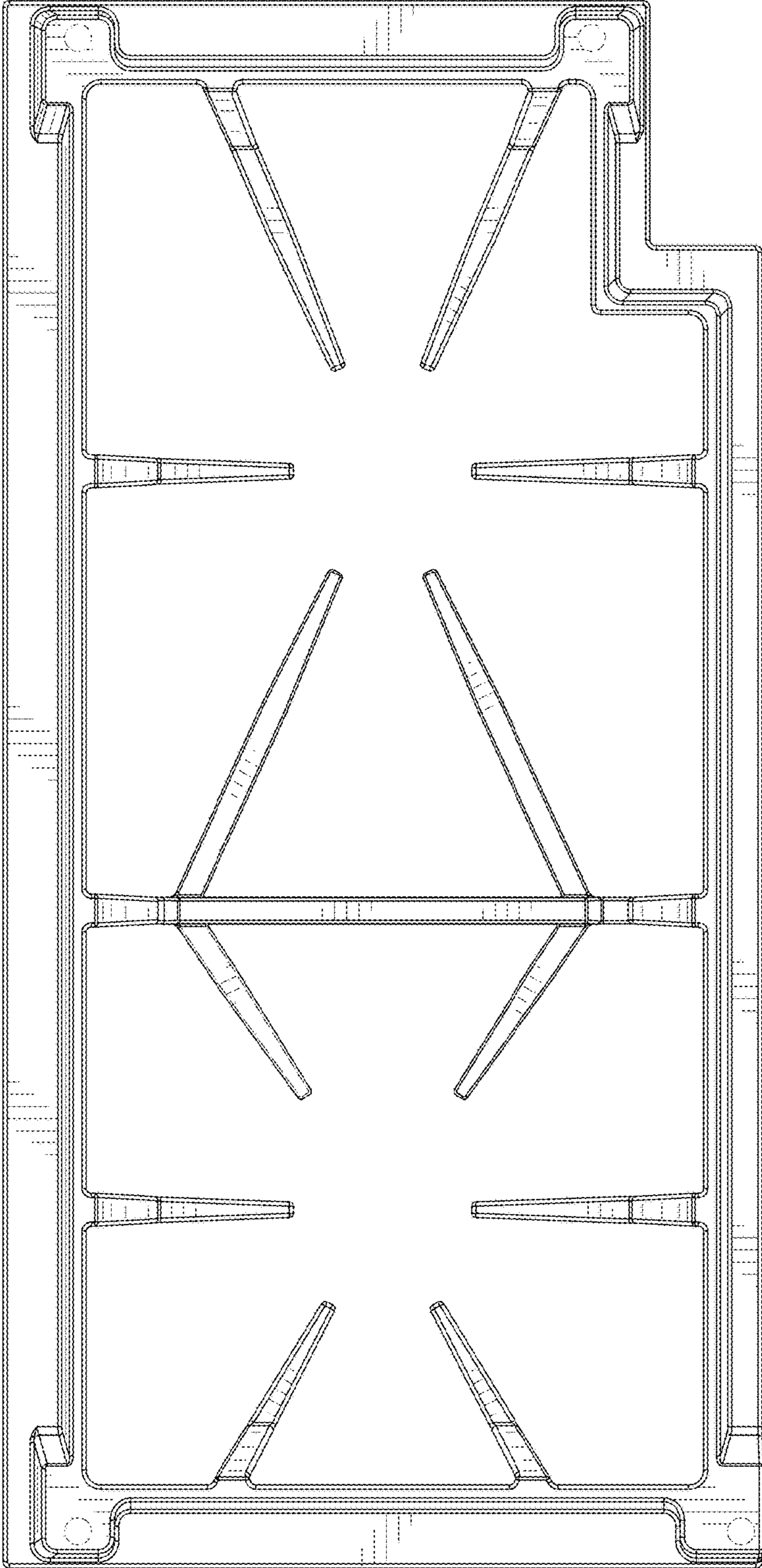


FIG. 5

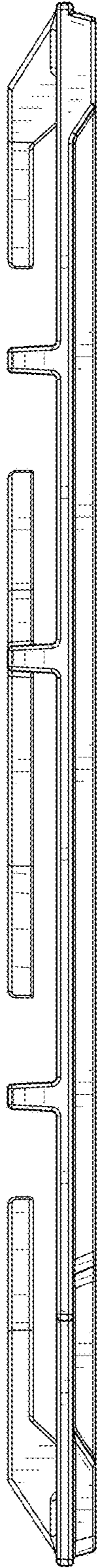


FIG. 6

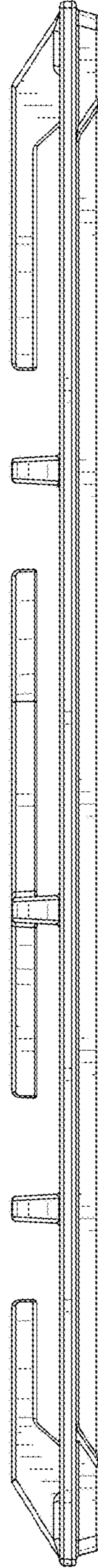


FIG. 7