



US00D847547S

(12) **United States Design Patent**  
**Poyser et al.**

(10) **Patent No.:** **US D847,547 S**

(45) **Date of Patent:** **\*\* May 7, 2019**

- (54) **TABLE**
- (71) Applicants: **Kerry Poyser**, Houston, TX (US);  
**Mitzie Poyser**, Houston, TX (US)
- (72) Inventors: **Kerry Poyser**, Houston, TX (US);  
**Mitzie Poyser**, Houston, TX (US)

D250,860 S *	1/1979	Castro	.....	D6/336
D369,885 S *	5/1996	Zeiler	.....	D30/118
5,738,018 A *	4/1998	Burnett	.....	A47B 13/00
				108/161
D670,092 S *	11/2012	Daigre	.....	D6/349
D671,758 S *	12/2012	Daigre	.....	D6/349
D675,835 S *	2/2013	Daigre	.....	D6/349
D697,349 S *	1/2014	Weidler	.....	D6/708.16
D776,469 S *	1/2017	Gasic	.....	A47C 9/00
				D6/691

(\*\*) **Term:** **15 Years**

(21) **Appl. No.:** **29/569,791**

(22) **Filed:** **Jun. 30, 2016**

(51) **LOC (11) Cl.** ..... **06-03**

(52) **U.S. Cl.**  
USPC ..... **D6/692.2; D6/692.3**

(58) **Field of Classification Search**  
USPC ... D6/349, 685, 696, 691, 691.1-691.9, 692,  
D6/692.1-692.6  
CPC ..... A47B 7/00; A47B 13/00; A47B 13/023;  
A47B 13/02; A47B 13/04; A47B 13/06;  
A47B 13/12; A47B 21/00; A47B  
2200/0011; A47B 2200/0016; A47B  
2200/0021; A47B 2200/002  
See application file for complete search history.

(56) **References Cited**

**U.S. PATENT DOCUMENTS**

- 97,579 A \* 12/1869 Wittram ..... A47C 9/00  
297/461
- D249,856 S \* 10/1978 Levell ..... D6/692.5

\* cited by examiner

*Primary Examiner* — Mary Ann Calabrese  
(74) *Attorney, Agent, or Firm* — Quickpatents, LLC;  
Kevin Prince

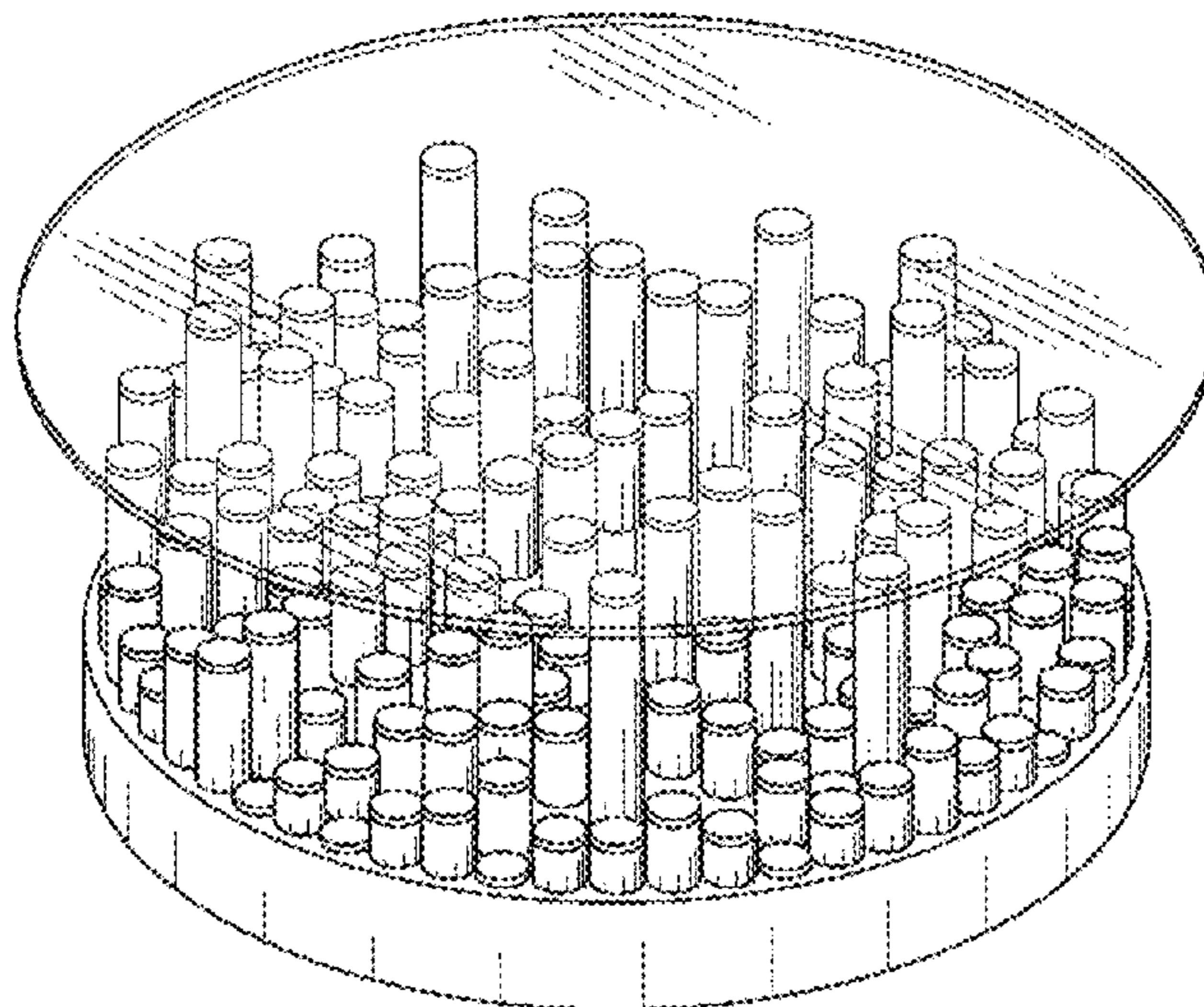
(57) **CLAIM**

We claim the ornamental design for a table, as shown and described.

**DESCRIPTION**

FIG. 1 is a perspective view of a table, showing our new design;  
FIG. 2 is a front elevational view of FIG. 1;  
FIG. 3 is a rear elevational view of FIG. 1;  
FIG. 4 is a left-side elevational view of FIG. 1;  
FIG. 5 is a right-side elevational view of FIG. 1; and,  
FIG. 6 is a top plan view of FIG. 1.

**1 Claim, 4 Drawing Sheets**



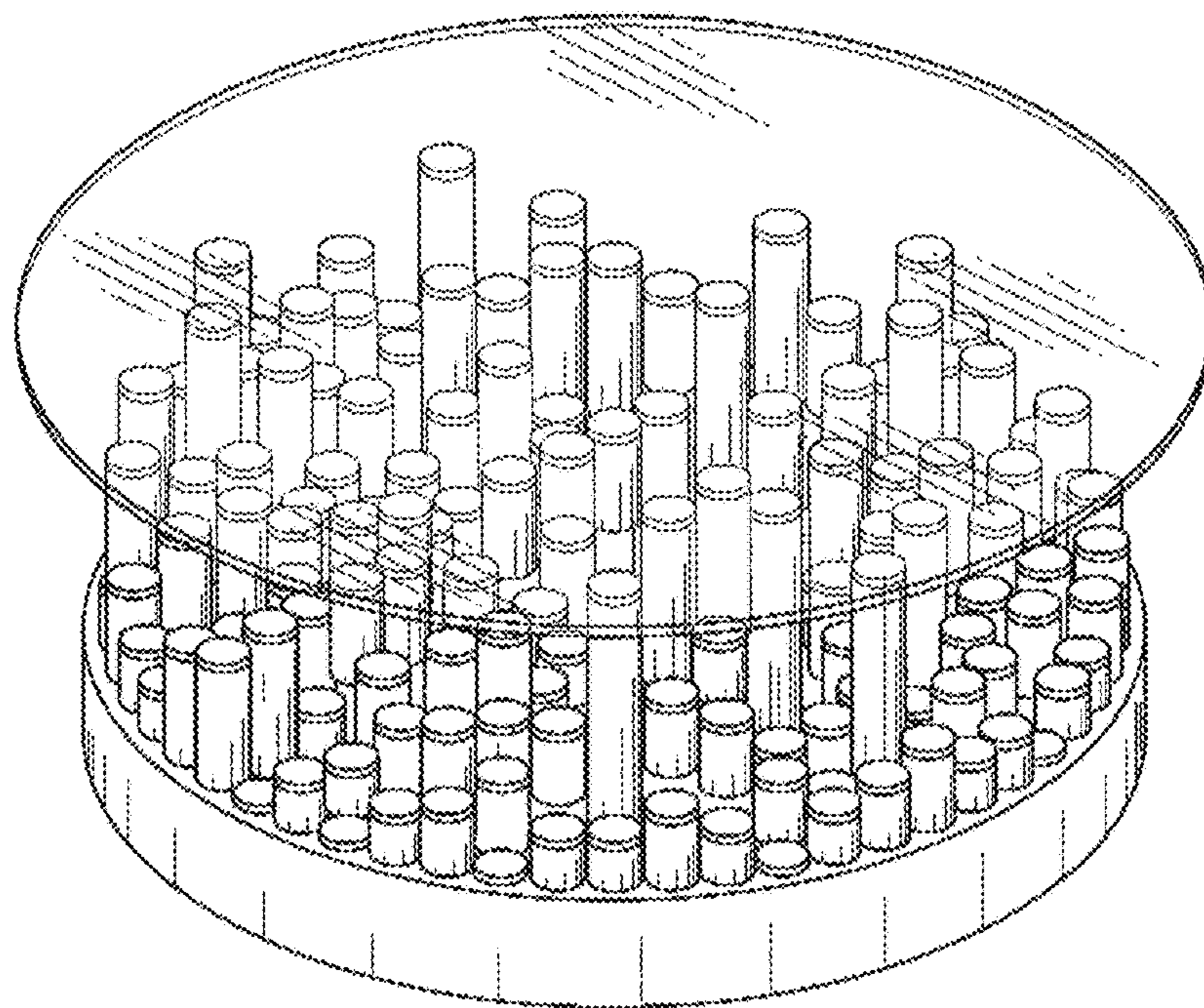


FIG. 1

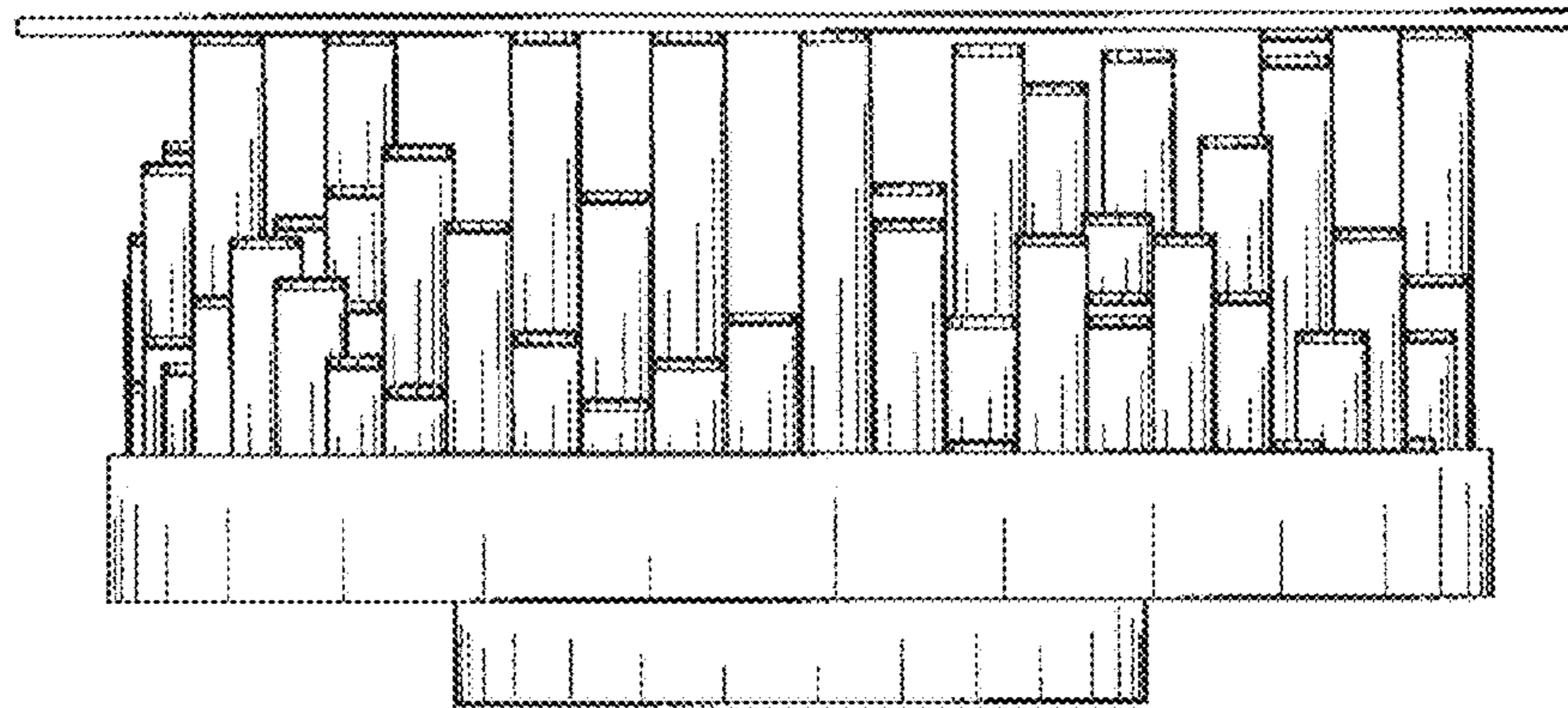


FIG. 2




FIG. 3

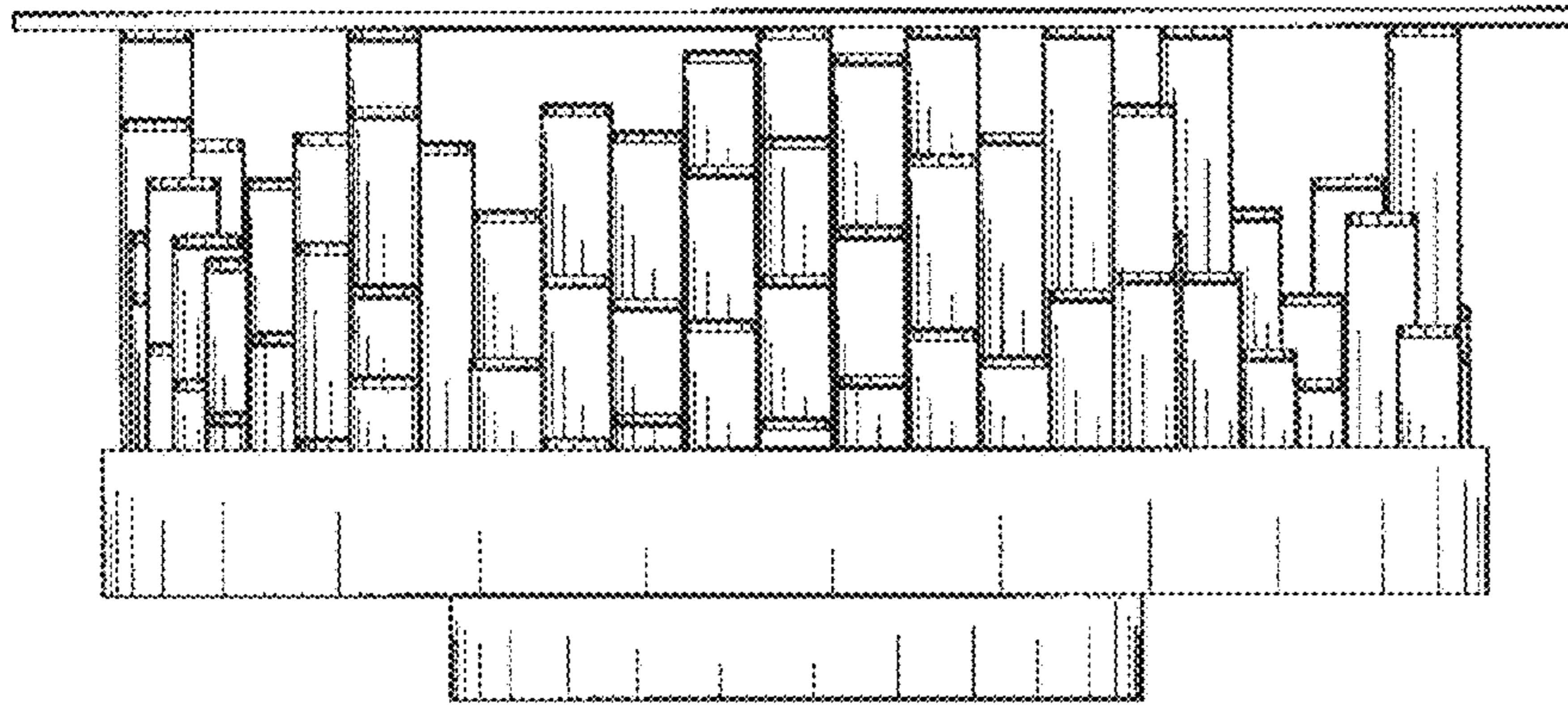


FIG. 4

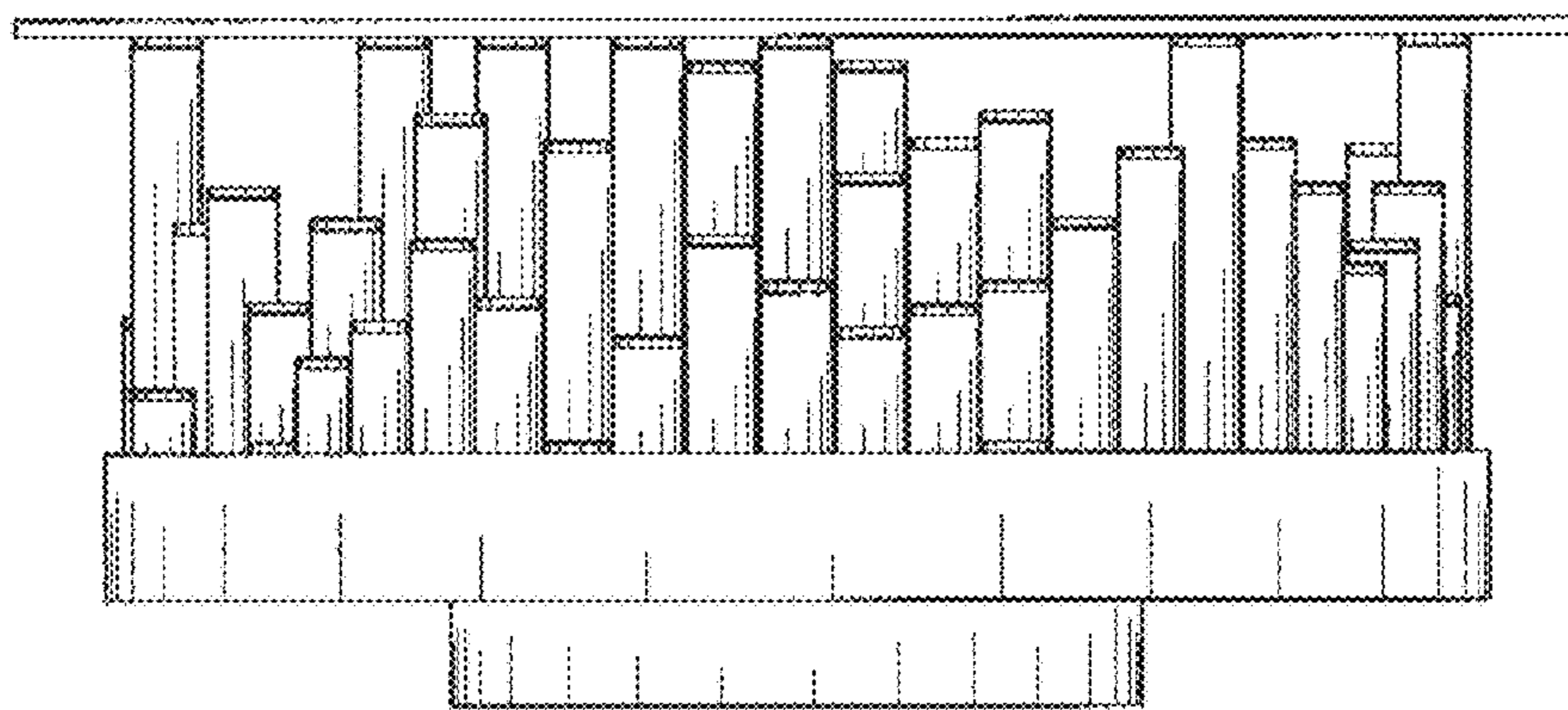


FIG. 5

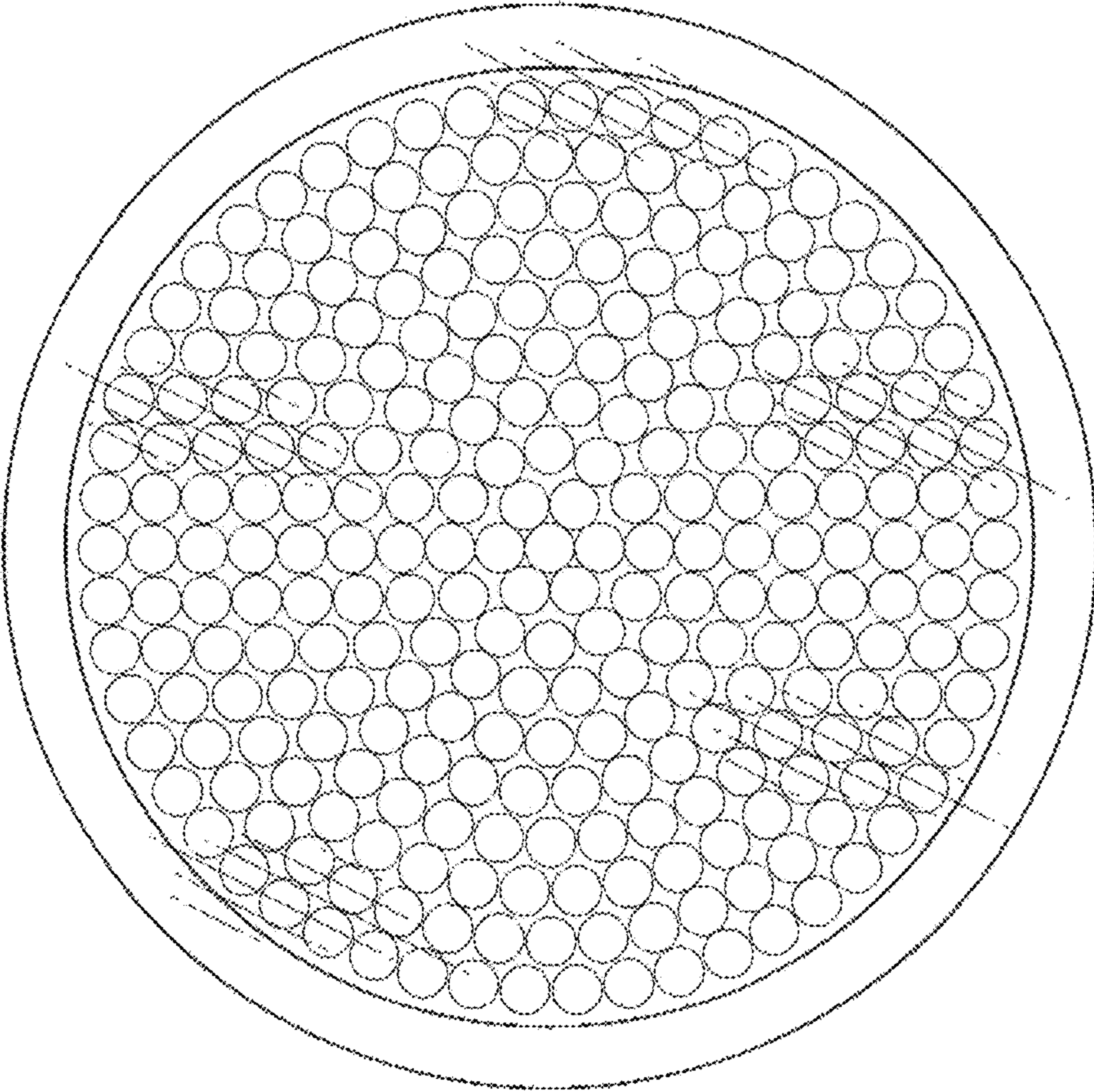


FIG. 6