



US00D847544S

(12) **United States Design Patent** (10) **Patent No.:** **US D847,544 S**
Yost (45) **Date of Patent:** **** May 7, 2019**

(54) **STORAGE CHEST**
(71) Applicant: **Donna Yost**, Bloomfield Hills, MI (US)
(72) Inventor: **Donna Yost**, Bloomfield Hills, MI (US)
(**) Term: **15 Years**
(21) Appl. No.: **29/609,282**
(22) Filed: **Jun. 29, 2017**

D307,985 S * 5/1990 Hoff D6/667
D349,616 S * 8/1994 Keller D6/667
D362,454 S * 9/1995 Cipolla D16/246
D790,886 S * 7/2017 Yost D6/669

* cited by examiner

Primary Examiner — Ricky Pham
(74) *Attorney, Agent, or Firm* — The Weintraub Group,
P.L.C.

Related U.S. Application Data

(62) Division of application No. 29/531,640, filed on Jun. 29, 2015, now Pat. No. Des. 790,886.
(51) **LOC (11) Cl.** **06-04**
(52) **U.S. Cl.**
USPC **D6/669**
(58) **Field of Classification Search**
USPC D3/272; D6/663–669, 668.1, 668.2, 671,
D6/671.1, 677.3, 703; D16/246; D99/5
CPC A47B 17/04; A47B 47/02; A47B 47/03;
A47B 87/00; A47F 3/06; A47F 3/043;
A47F 3/0434; B44C 3/085
See application file for complete search history.

(57) **CLAIM**

The ornamental design for a storage chest, as shown and described.

DESCRIPTION


FIG. 1 is a front view of a storage chest, showing my new design.
FIG. 2 is a rear view as seen from the side opposite that of FIG. 1;
FIG. 3 is a first side elevational view hereof;
FIG. 4 is a second side elevational view as seen from the side opposite that of FIG. 3;
FIG. 5 is a top view hereof;
FIG. 6 is a bottom view hereof as seen from the side opposite that of FIG. 5; and,
FIG. 7 is a perspective view hereof.

(56) **References Cited**

U.S. PATENT DOCUMENTS

D67,835 S * 7/1925 Hamilton D3/272
D68,313 S * 9/1925 Jones D6/665

1 Claim, 4 Drawing Sheets






FIG. 1




FIG. 2




FIG. 3




FIG. 4




FIG. 5

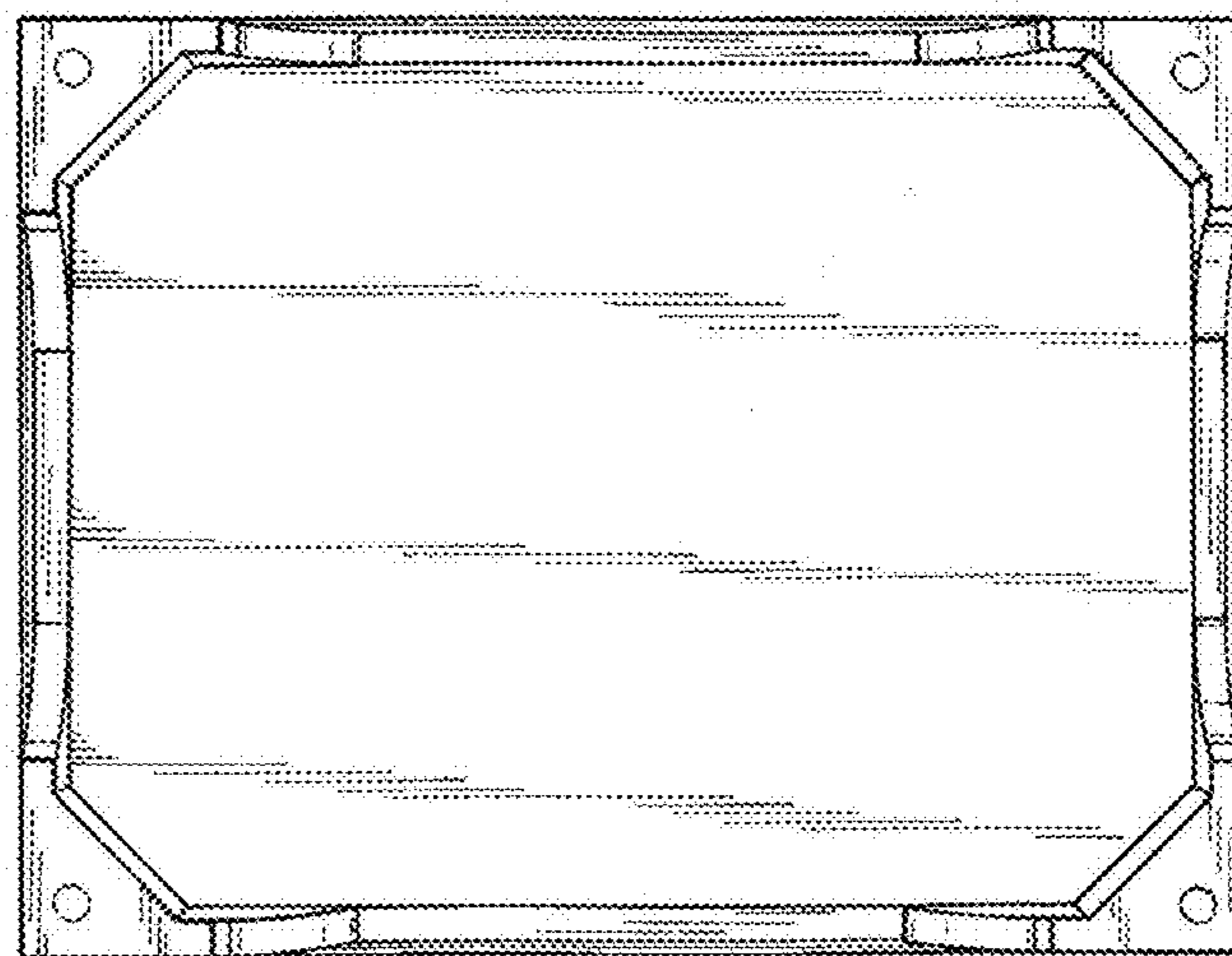


FIG. 6




FIG. 7