

US00D847540S

(12) **United States Design Patent** (10) **Patent No.:** **US D847,540 S**  
**Hamilton et al.** (45) **Date of Patent:** **\*\* May 7, 2019**

- (54) **ALBUM COVER DISPLAY**
- (71) Applicants: **Steven D. Hamilton**, Greenfield, WI (US); **Blaine Heilman**, Pembine, WI (US)
- (72) Inventors: **Steven D. Hamilton**, Greenfield, WI (US); **Blaine Heilman**, Pembine, WI (US)
- (\*\*) Term: **15 Years**
- (21) Appl. No.: **29/641,368**
- (22) Filed: **Mar. 21, 2018**
- (51) **LOC (11) Cl.** ..... **06-01**
- (52) **U.S. Cl.**  
USPC ..... **D6/626**
- (58) **Field of Classification Search**  
USPC ..... D6/407, 626, 628, 629, 630, 631, 632;  
D19/26-27, 75, 86  
CPC ..... B42F 5/00; B42F 5/005; B32B 2429/02;  
B65D 85/00; G09F 5/04; A45C 2200/05;  
A45C 2200/10  
See application file for complete search history.

- (56) **References Cited**  
U.S. PATENT DOCUMENTS
- 3,301,467 A \* 1/1967 Shore ..... B65D 85/546  
206/312
- D266,771 S \* 11/1982 Wohlke ..... D19/33
- 4,447,973 A \* 5/1984 Wohlke ..... B42F 5/04  
281/38
- D286,463 S \* 11/1986 Sfikas ..... D19/2
- D318,068 S \* 7/1991 Truc ..... D19/33
- D359,193 S \* 6/1995 Minter ..... D6/626
- 5,480,024 A \* 1/1996 Hertema ..... G11B 33/0416  
206/232
- D375,123 S \* 10/1996 Strang ..... D19/33
- D426,099 S \* 6/2000 Udwin ..... D19/33
- D426,417 S \* 6/2000 Young ..... D6/626
- D434,262 S \* 11/2000 Bergh ..... D6/407

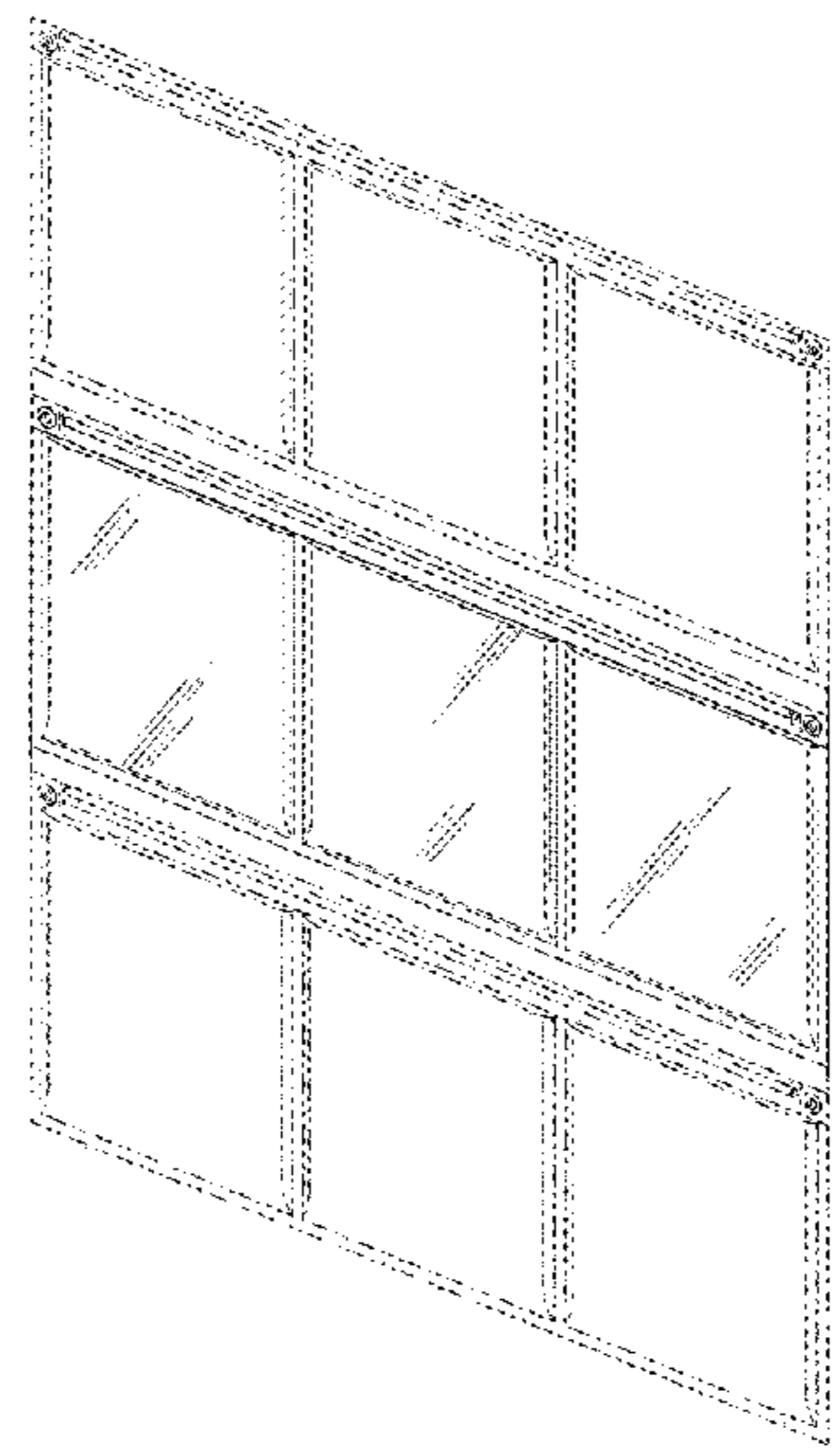
- D435,188 S \* 12/2000 O'Mullane ..... D6/407
- 6,282,826 B1 \* 9/2001 Richards ..... G09F 3/20  
40/654.01
- D453,428 S \* 2/2002 Beer ..... D6/407
- D471,230 S \* 3/2003 Bills ..... D19/33
- D478,124 S \* 8/2003 Yamamoto ..... D19/33
- D490,847 S \* 6/2004 Greenway ..... D19/33
- D491,407 S \* 6/2004 Martinetti ..... D19/33
- D495,183 S \* 8/2004 Hassett ..... D6/407
- 6,845,864 B2 \* 1/2005 Taw ..... B65D 25/103  
206/308.1
- D519,367 S \* 4/2006 Alexander ..... D9/433  
(Continued)

Primary Examiner — Kelley A Donnelly  
(74) Attorney, Agent, or Firm — Ryan Krumholz & Manion, S.C.

(57) **CLAIM**  
The ornamental design for an album cover display, as shown and described.

**DESCRIPTION**  
FIG. 1 is a front perspective view of an album cover display of the present invention;  
FIG. 2 is a front view of an album cover display of the present invention;  
FIG. 3 is a rear view of an album cover display of the present invention;  
FIG. 4 is a first side view of an album cover display of the present invention;  
FIG. 5 is a second side view of an album cover display of the present invention;  
FIG. 6 is a top view of an album cover display of the present invention; and,  
FIG. 7 is a bottom view of an album cover display of the present invention.  
The broken lines showing of the album cover display are for the purposes of illustrating the environment of the article only and form no part of the claimed design.

**1 Claim, 2 Drawing Sheets**



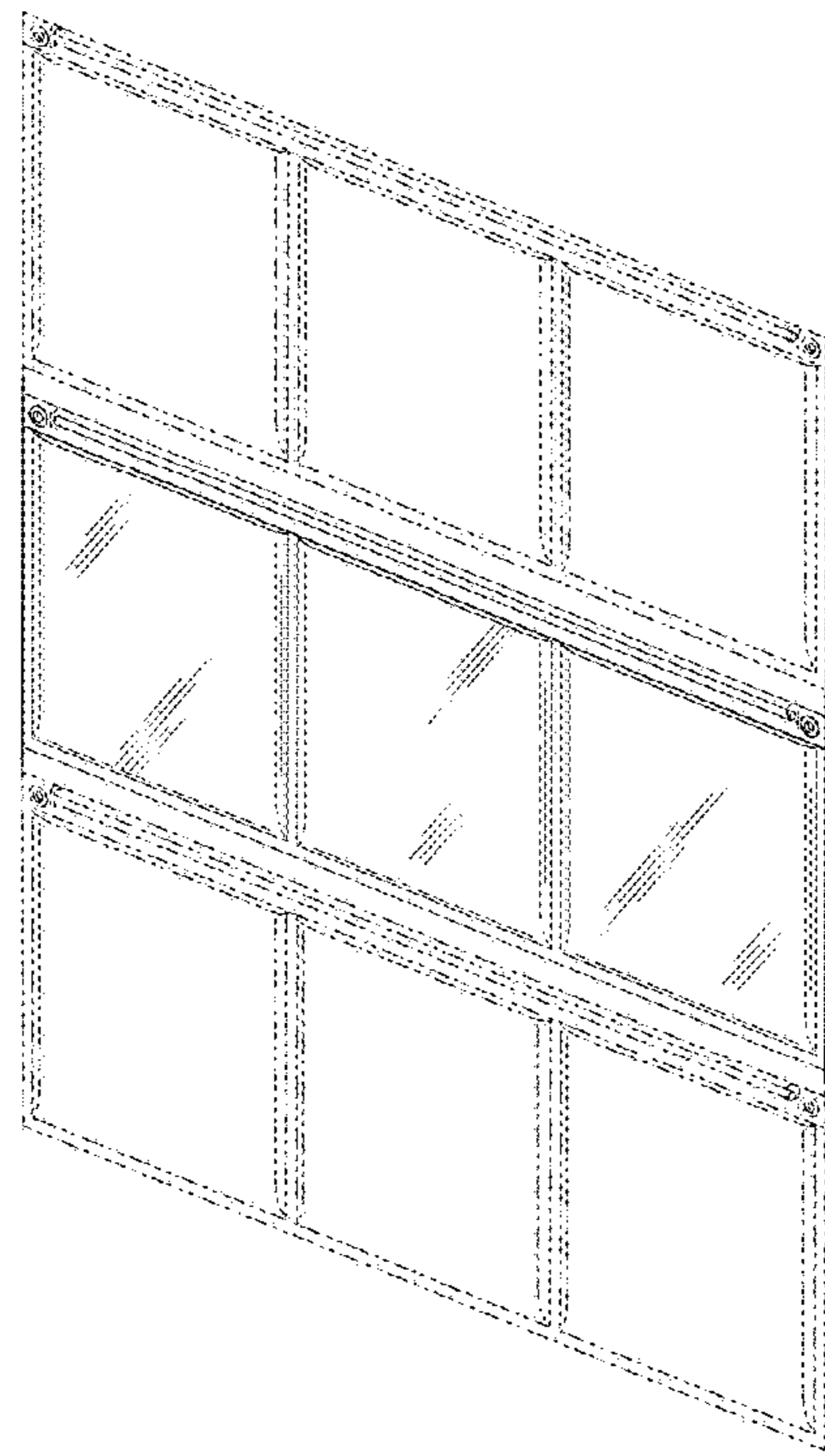
(56)

**References Cited**


U.S. PATENT DOCUMENTS

7,100,766	B2 *	9/2006	Wa Fai	.....	B42F 7/025 206/232
D575,569	S *	8/2008	Martinetti	.....	D3/247
D599,850	S *	9/2009	Savoy	.....	D19/26
D610,612	S *	2/2010	Rhee	.....	D19/26
D633,744	S *	3/2011	Williams	.....	D6/626
D646,918	S *	10/2011	Wynalda, Jr.	.....	D6/407
D649,588	S *	11/2011	Clegg	.....	D19/1
D674,015	S *	1/2013	Radtke	.....	D19/33
D675,257	S *	1/2013	Thakoor	.....	D19/33
D717,164	S *	11/2014	Rossiter	.....	D6/634
D742,741	S *	11/2015	Rossiter	.....	D9/433
D751,841	S *	3/2016	Chang	.....	D6/626
2014/0294482	A1 *	10/2014	Carey	.....	B42F 7/065 402/79

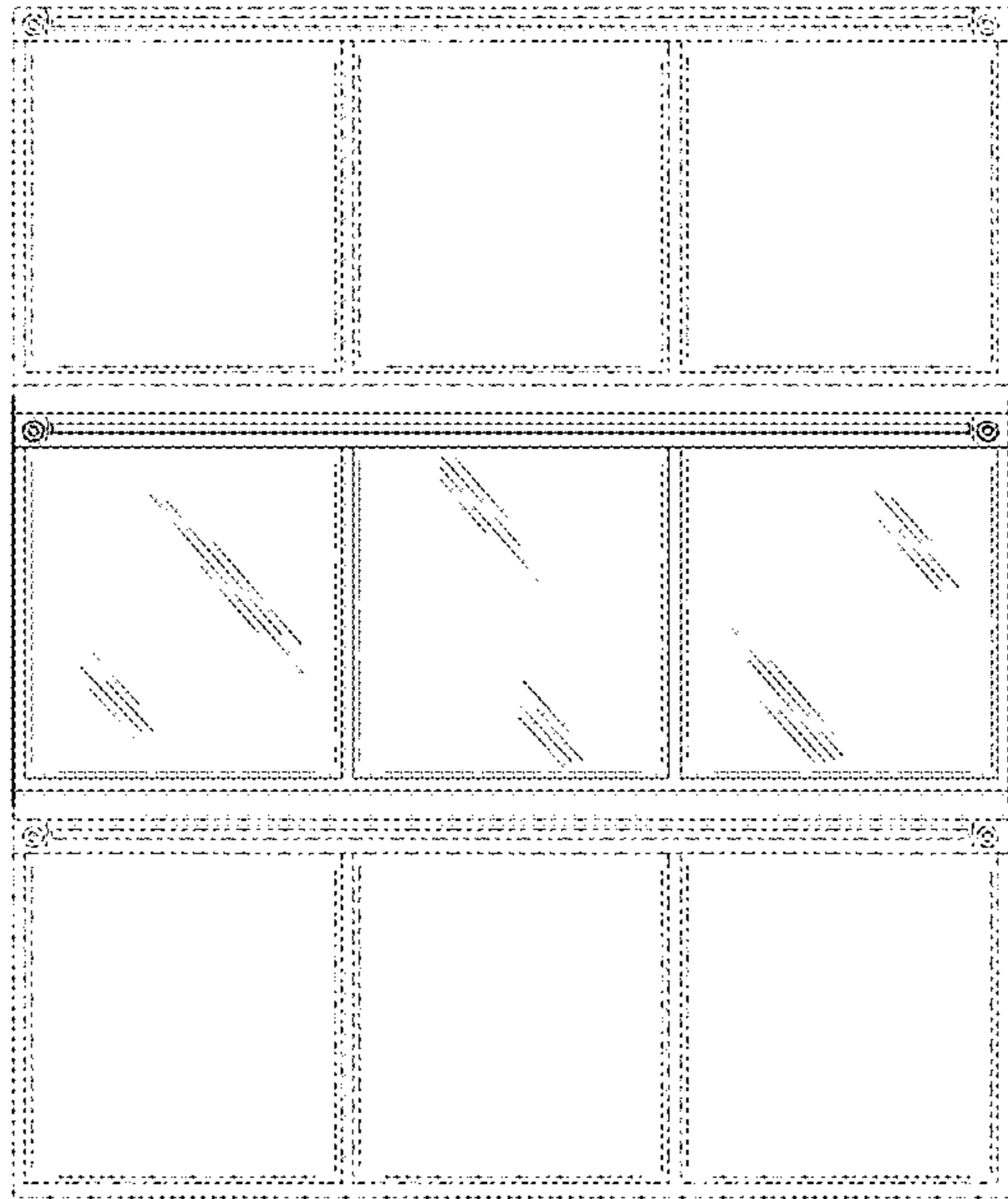
\* cited by examiner



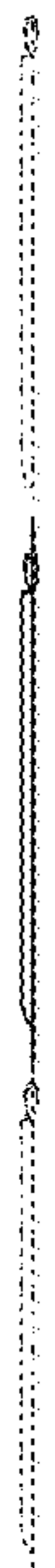
*Fig. 1*



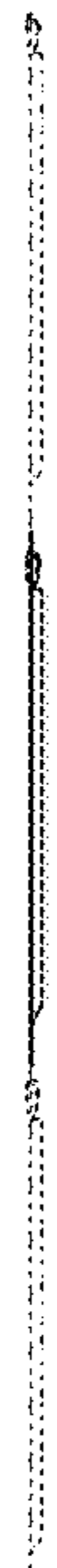
*Fig. 2*



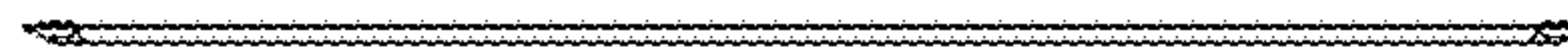
*Fig. 3*




*Fig. 4*



*Fig. 5*



*Fig. 6*



*Fig. 7*