



US00D847531S

(12) **United States Design Patent**
Rushton

(10) **Patent No.:** **US D847,531 S**

(45) **Date of Patent:** **** May 7, 2019**

- (54) **ROLLED MATERIAL DISPENSER**
- (71) Applicant: **James Rushton**, Grande Prairie (CA)
- (72) Inventor: **James Rushton**, Grande Prairie (CA)
- (**) Term: **15 Years**
- (21) Appl. No.: **29/585,980**
- (22) Filed: **Nov. 30, 2016**
- (51) **LOC (11) Cl.** **20-02**
- (52) **U.S. Cl.**
USPC **D6/518**
- (58) **Field of Classification Search**
USPC D6/518, 512, 553, 559, 560, 566, 567,
D6/572, 573, 574; D3/201, 202, 205,
D3/306, 304; D7/601, 608, 622, 704
CPC A47K 10/426; A47K 2010/3266; A47K
10/32; A47K 10/421; A47K 10/42; A47K
2010/3233; A47K 10/185; B65H 16/005;
B65H 16/00
See application file for complete search history.

5,788,302 A *	8/1998	Barrash	B65D 71/50 206/148
D569,667 S *	5/2008	Ovelar	D6/518
D595,075 S *	6/2009	Ramos Peon	D6/518
D600,958 S *	9/2009	Fryer	D6/518
D604,541 S *	11/2009	Bone	D6/518
D616,233 S *	5/2010	Yang	D6/518
D628,050 S *	11/2010	Petersen	D8/356
8,424,683 B2 *	4/2013	Fryer	A47K 10/3827 206/233

* cited by examiner

Primary Examiner — David G Muller
Assistant Examiner — Nathan M Johnston
 (74) *Attorney, Agent, or Firm* — Robert A. Nissen

(57) **CLAIM**

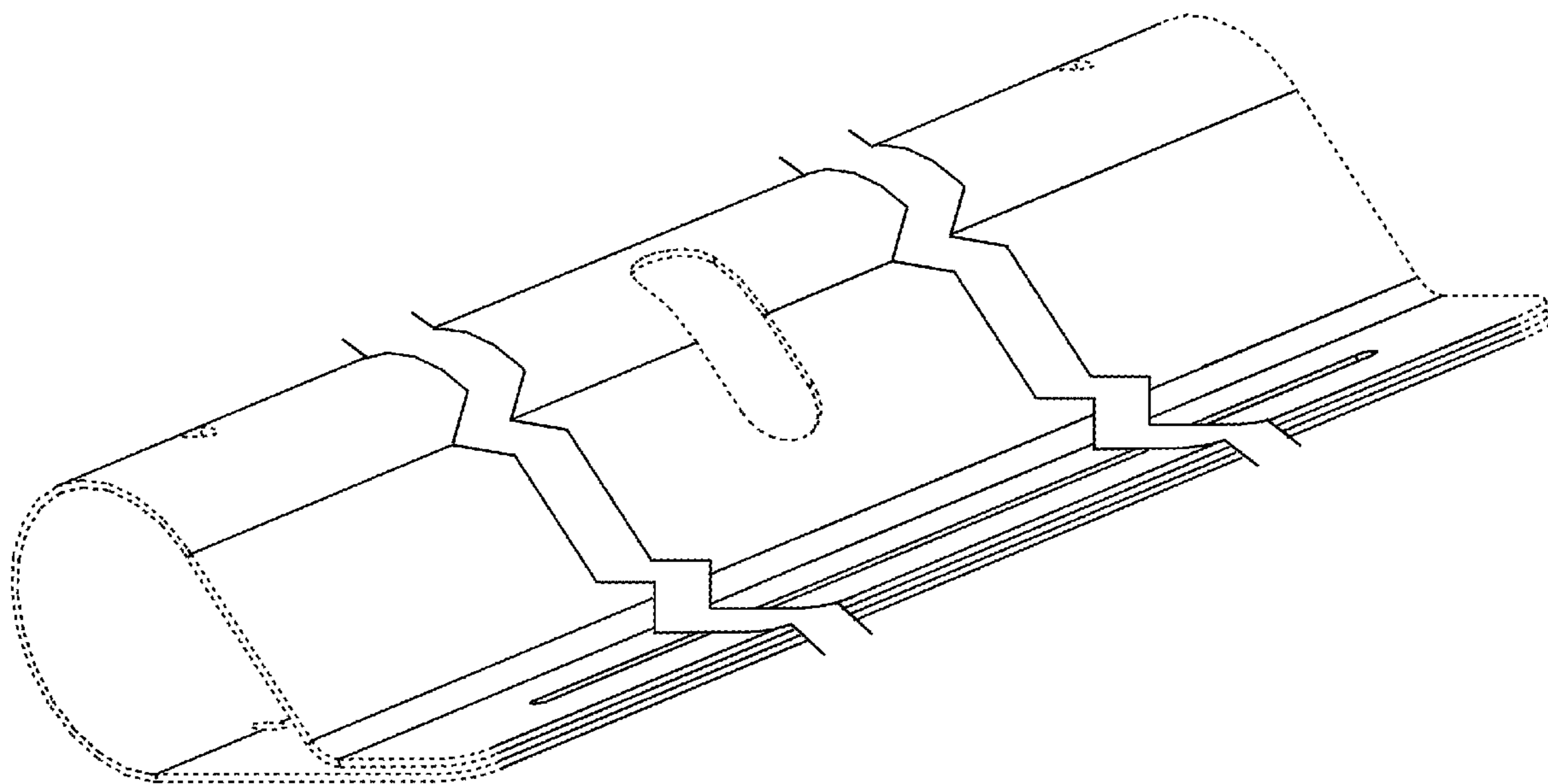
The ornamental design for a rolled material dispenser, as shown and described.

DESCRIPTION

FIG. 1 is a perspective view of a rolled material dispenser showing my new design;
 FIG. 2 is a top plan view thereof;
 FIG. 3 is a first side view thereof, the second side elevation view being a mirror image thereof; and,
 FIG. 4 is a front end elevation view thereof.
 The broken lines show portions of the design that form no part of the claimed design. The rolled material dispenser is shown with symbolic breaks in its width. The appearance of any portion of the article between the break lines forms no part of the claimed design.

1 Claim, 2 Drawing Sheets

- (56) **References Cited**
U.S. PATENT DOCUMENTS
2,303,173 A * 11/1942 Roehrl G03B 17/30
206/409
3,911,531 A * 10/1975 Buturuga B42F 1/006
24/10 R
D272,970 S * 3/1984 Hasegawa D6/518
D308,445 S * 6/1990 Loughridge D6/518
D317,246 S * 6/1991 Driscoll 294/171



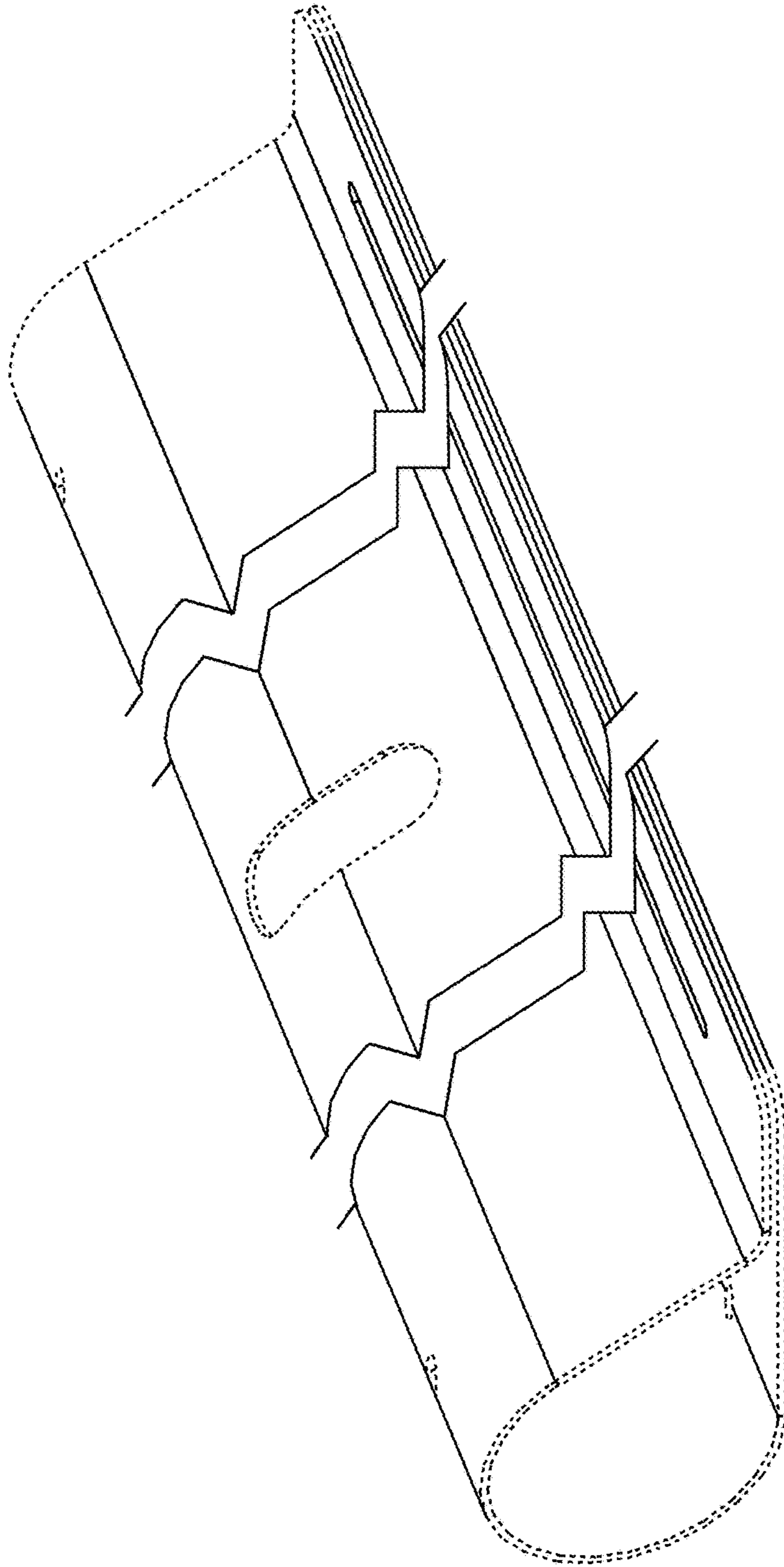


Fig. 1

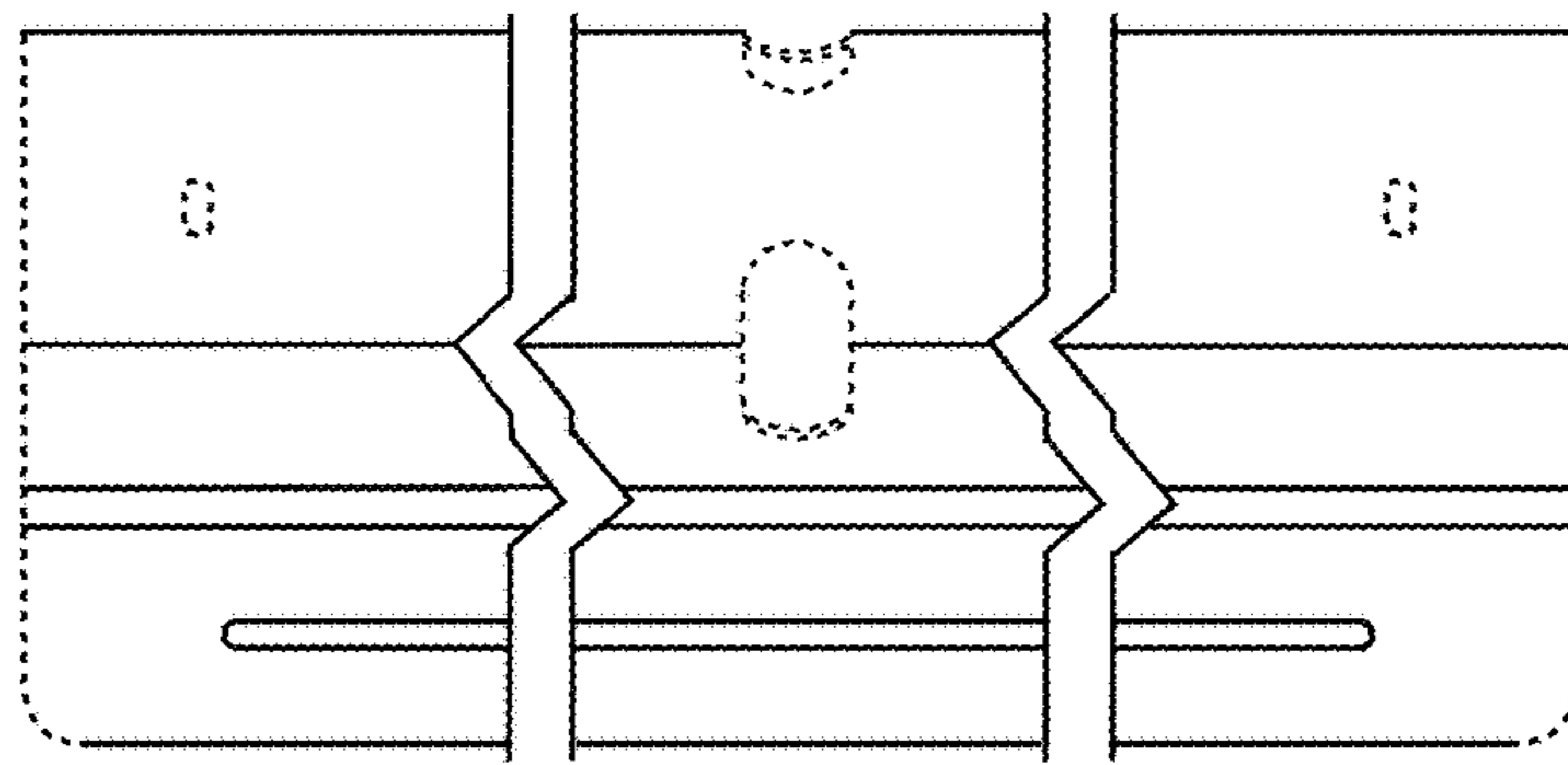


Fig. 2

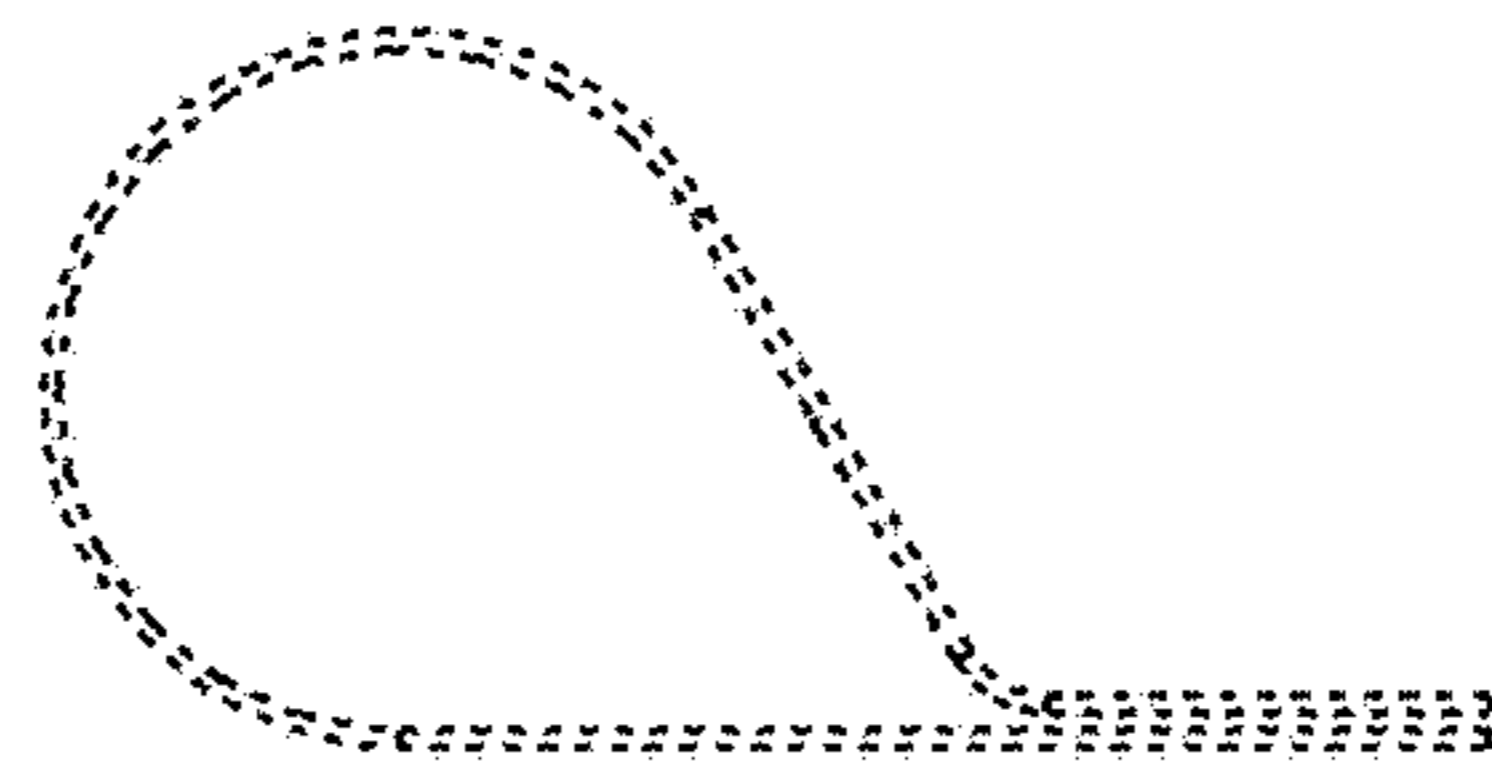


Fig. 3

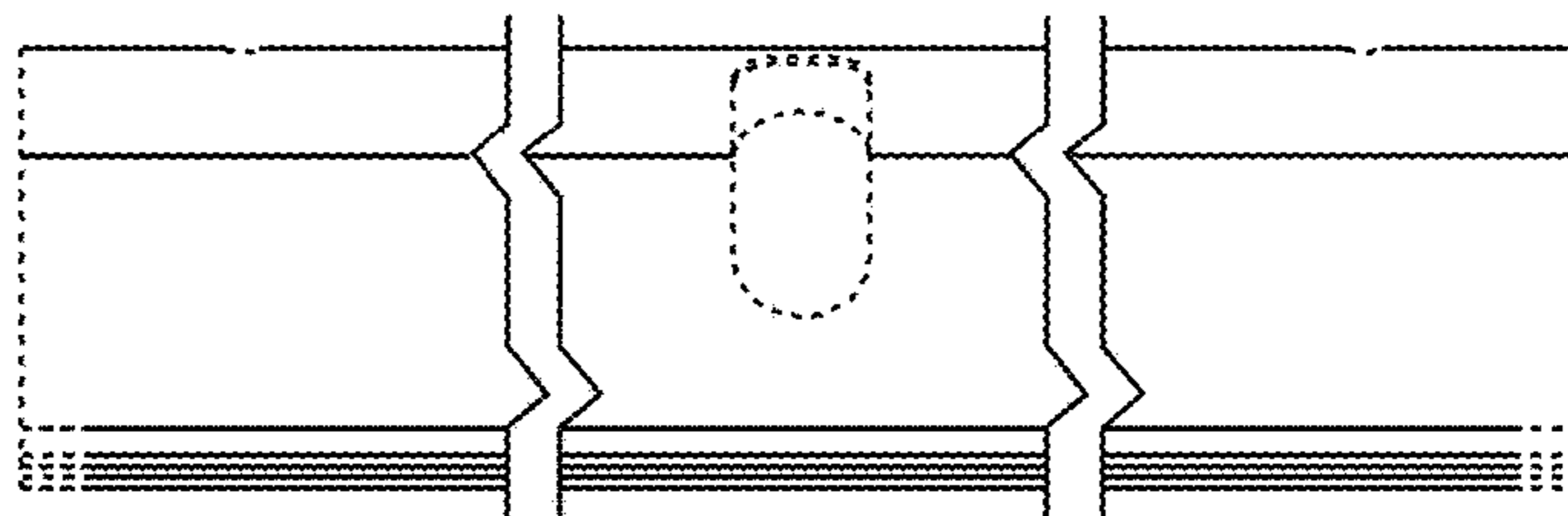


Fig. 4