



US00D847516S

(12) **United States Design Patent** (10) **Patent No.:** **US D847,516 S**
Jadhisno (45) **Date of Patent:** **** May 7, 2019**

(54) **PAINT BRUSH HANDLE** D273,432 S * 4/1984 Jacobson D32/40
D274,147 S * 6/1984 Jacobson D32/40
(71) Applicant: **Wiguna Jadhisno**, Surakarta (ID) D355,304 S * 2/1995 Bukovitz D4/132
D365,210 S * 12/1995 Bell D4/132
(72) Inventor: **Wiguna Jadhisno**, Surakarta (ID) D637,819 S * 5/2011 Arvinte D4/138
D638,223 S * 5/2011 Arvinte D4/138
(**) Term: **15 Years** 2004/0163193 A1 * 8/2004 Stafford A46B 15/0055
15/105

(21) Appl. No.: **29/637,952**

FOREIGN PATENT DOCUMENTS

(22) Filed: **Feb. 23, 2018**

CN 303221348 * 5/2015
CN 304162834 * 6/2017

(51) **LOC (11) Cl.** **04-01**

* cited by examiner

(52) **U.S. Cl.**

Primary Examiner — Karen E Eldridge Powers

USPC **D4/138**

(74) *Attorney, Agent, or Firm* — Ashkan Najafi

(58) **Field of Classification Search**

USPC D4/114, 115, 116, 117, 118, 121, 122,
D4/123, 124, 125, 127, 128, 129, 130,
D4/131, 132, 133, 134, 135, 136, 137,
D4/138, 199; 15/143.1; D30/158, 159,
D30/160; 206/361

(57) **CLAIM**

CPC . A46B 2200/02; A46B 2200/202; A46B 5/02;
A46B 2200/01; A46B 2200/1093

The ornamental design for a paint brush handle, as shown and described.

See application file for complete search history.

DESCRIPTION

(56) **References Cited**

FIG. 1 is a perspective view of a paint brush handle showing my new design;

U.S. PATENT DOCUMENTS

FIG. 2 is a right side elevational view thereof;

1,887,525 A * 11/1932 Spiegelhalter, Jr.
A46B 11/0093
15/248.1
3,155,998 A * 11/1964 Hardman A46B 15/00
15/143.1
3,172,141 A * 3/1965 Arena A46B 15/00
15/143.1
3,231,920 A * 2/1966 Malpas A46B 3/12
15/143.1
3,612,464 A * 10/1971 Harrah A46B 17/00
248/110

FIG. 3 is a left side elevational thereof;

FIG. 4 is a rear elevational view thereof;

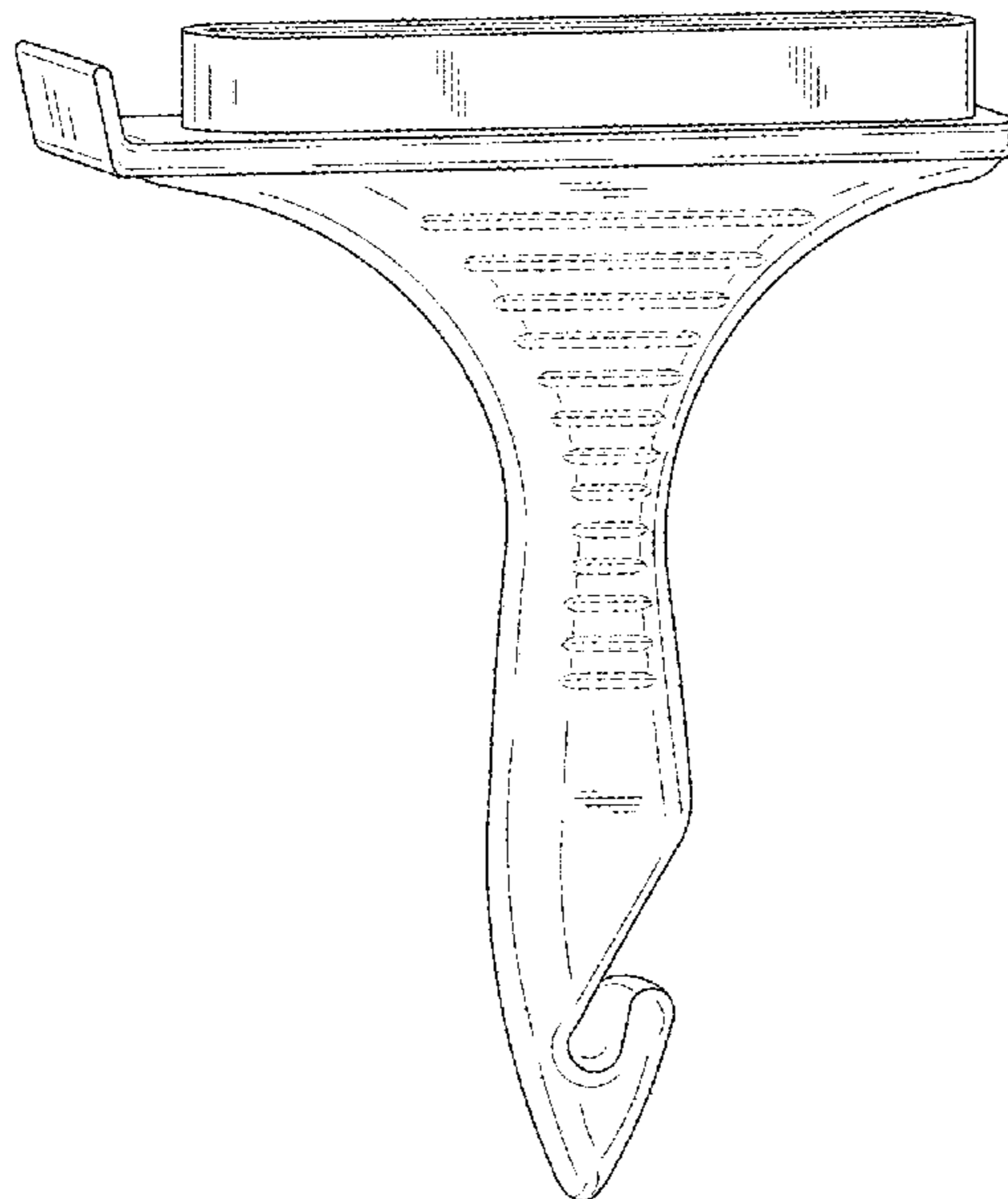
FIG. 5 is a front elevational view thereof;

FIG. 6 is a top plan view thereof; and,

FIG. 7 is a bottom plan view thereof.

The broken lines shown in the drawing figures illustrate elements of the article of manufacture that form no part of Applicant's claimed invention.

1 Claim, 5 Drawing Sheets



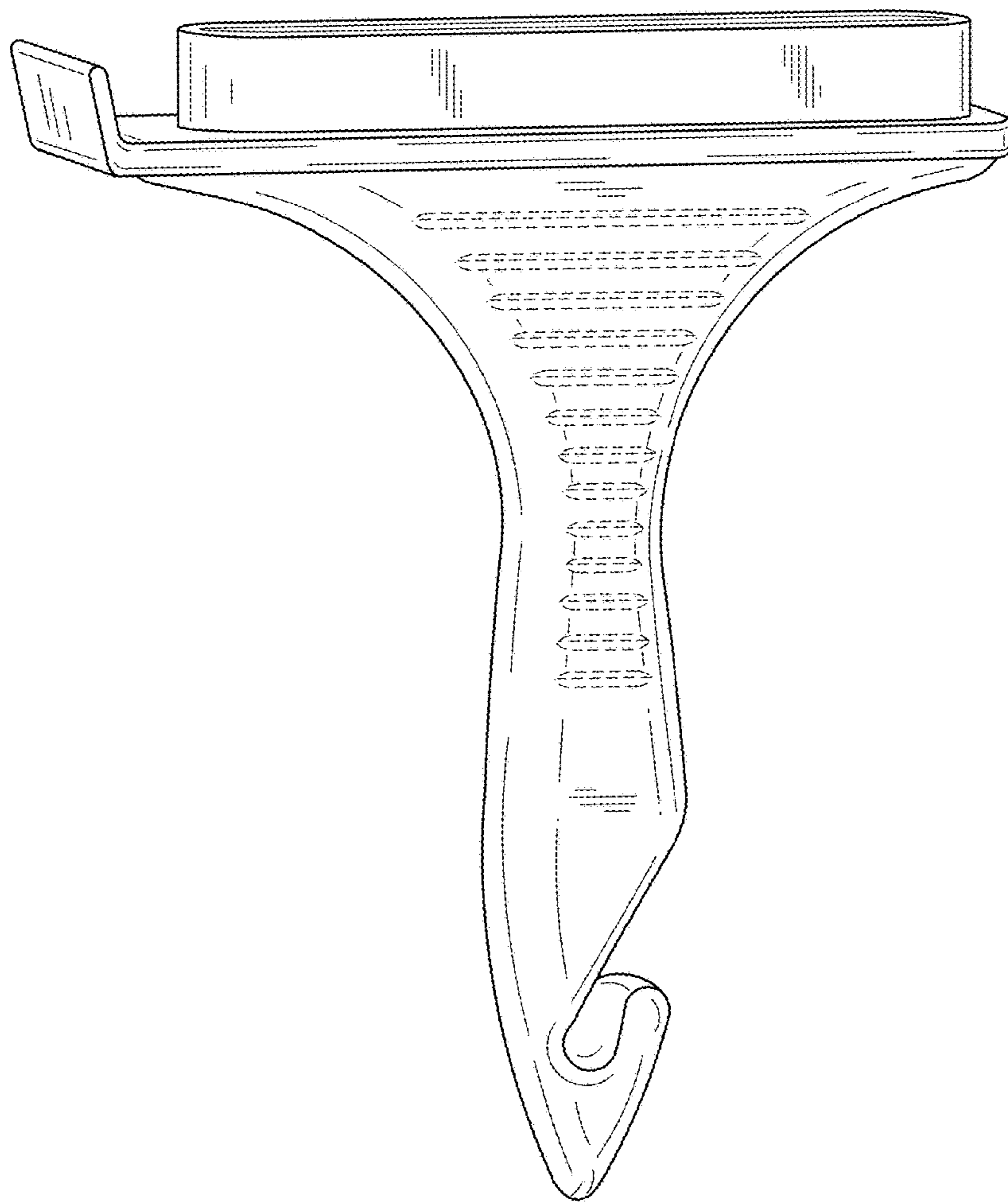


FIG. 1

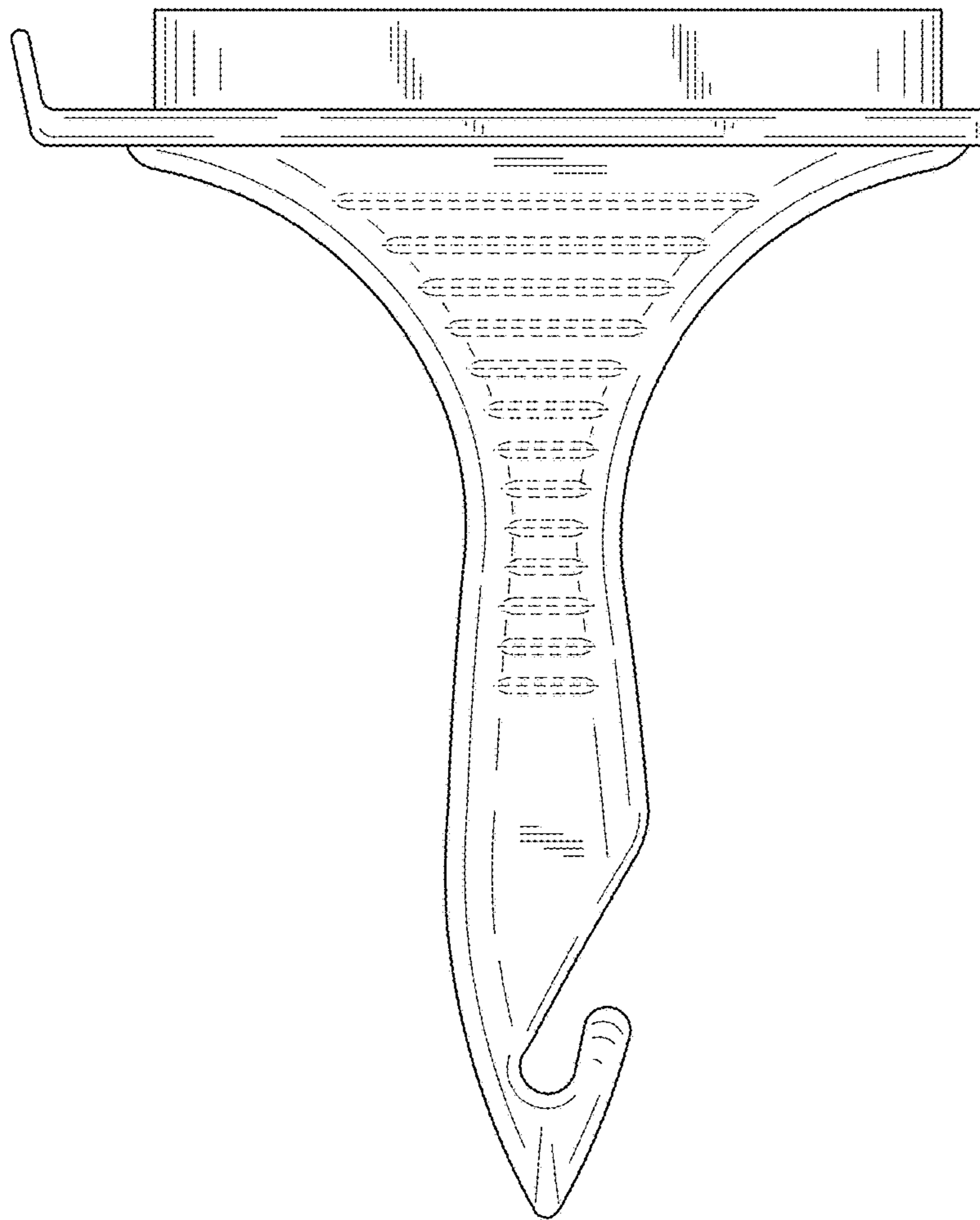


FIG. 2

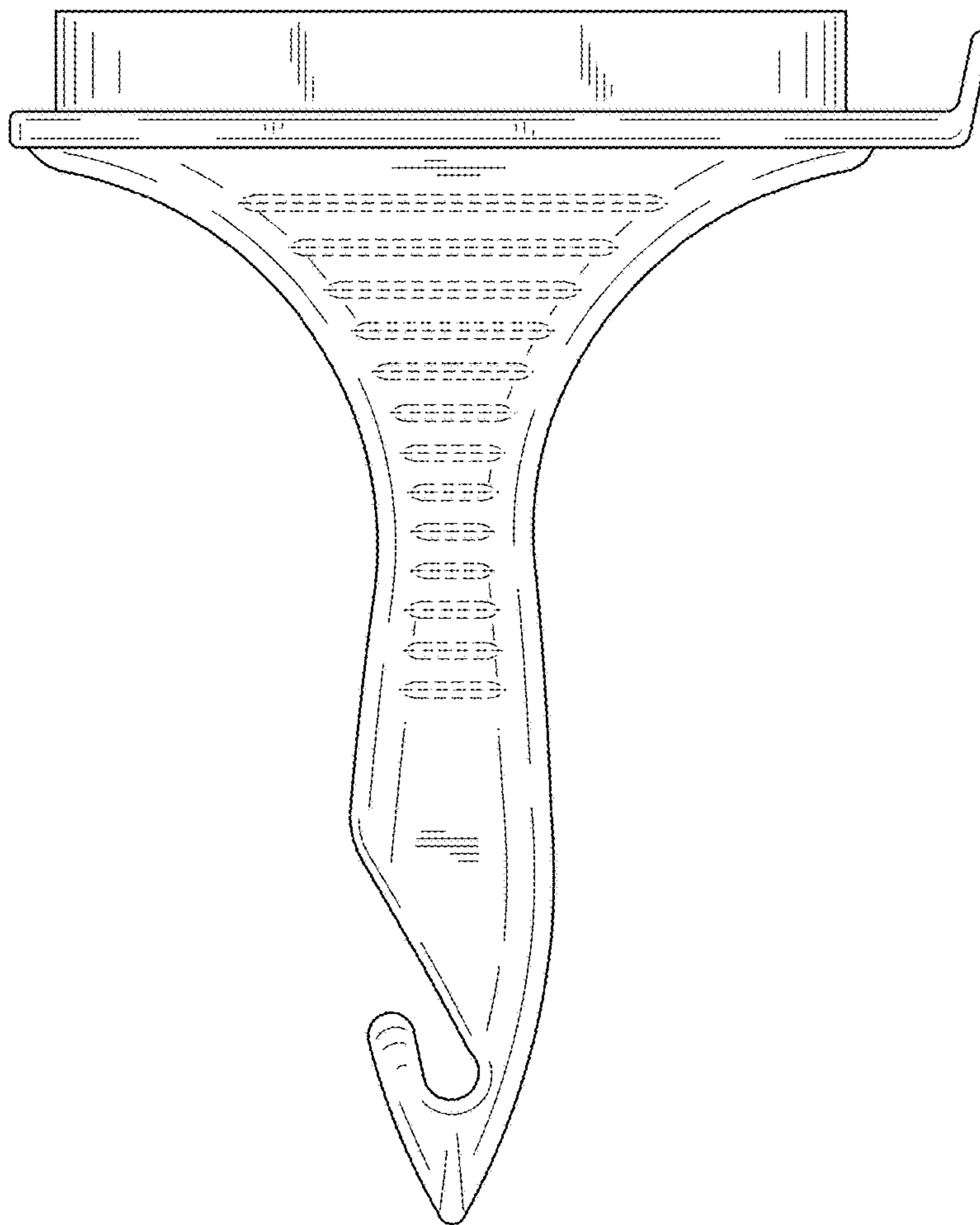


FIG. 3

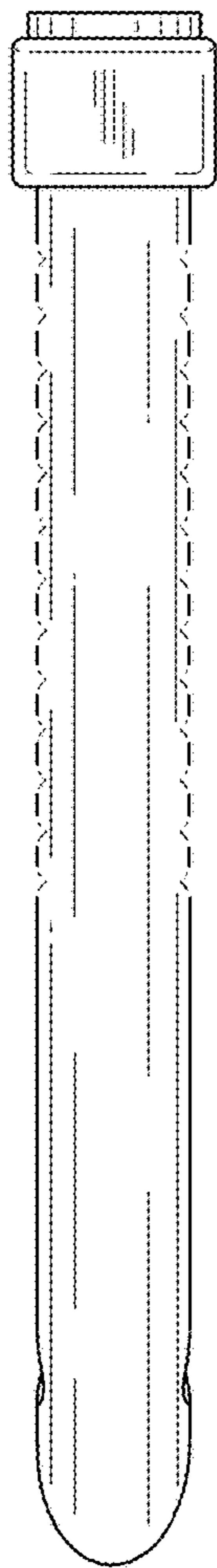


FIG. 4




FIG. 5

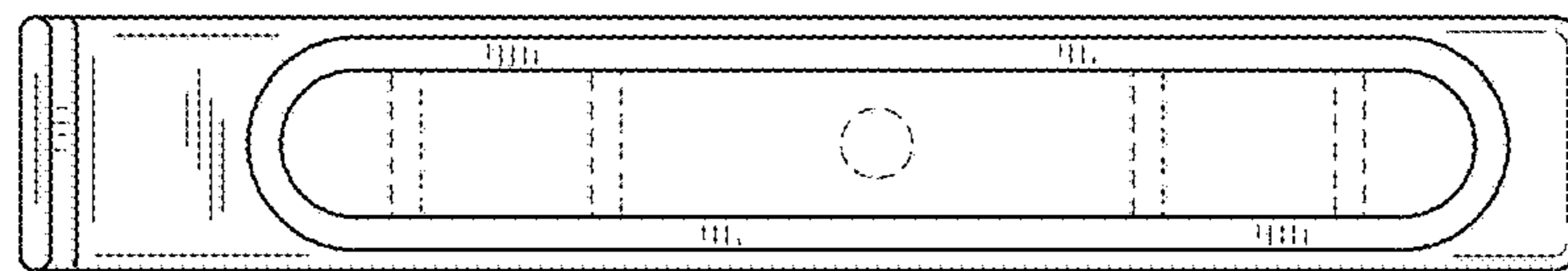


FIG. 6

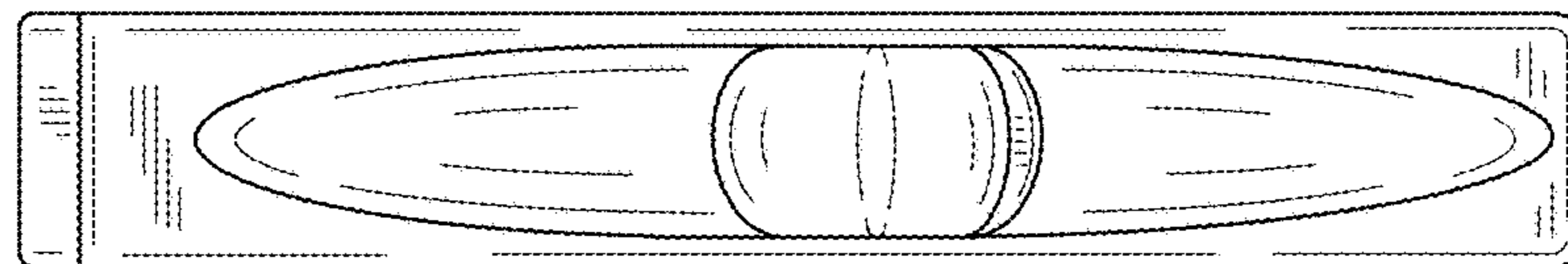


FIG. 7