



US00D847506S

(12) **United States Design Patent** (10) **Patent No.:** **US D847,506 S**  
**Ji** (45) **Date of Patent:** **\*\* May 7, 2019**

(54) **COMBINED LUGGAGE AND CASE**

(71) Applicant: **NANJING RENUÉ INTERNATIONAL TRADING CO., LTD**, Nanjing (CN)

(72) Inventor: **Xiaohong Ji**, Nanjing (CN)

(73) Assignee: **NANJING RENUÉ INTERNATIONAL TRADING CO., LTD**, Nanjing (CN)

(\*\*) Term: **15 Years**

(21) Appl. No.: **29/617,087**

(22) Filed: **Sep. 12, 2017**

(30) **Foreign Application Priority Data**

Jun. 23, 2017 (CN) ..... 2017 3 0268154

(51) **LOC (11) Cl.** ..... **03-01**

(52) **U.S. Cl.**  
USPC ..... **D3/279**

(58) **Field of Classification Search**  
USPC ..... D3/269, 272, 273, 274, 276, 277, 279,  
D3/280, 281, 283, 284, 285, 289, 302,  
D3/900, 902, 904, 271.2  
CPC ..... A45C 5/00; A45C 5/03; A45C 2005/032;  
A45C 5/08; A45C 5/14  
See application file for complete search history.

(56) **References Cited**

**U.S. PATENT DOCUMENTS**

D355,762 S \* 2/1995 Rao ..... D3/276  
D373,246 S \* 9/1996 Stokes ..... D3/279

D380,298 S \* 7/1997 Ferris ..... D3/279  
D648,129 S \* 11/2011 Badanjo ..... D3/279  
D675,018 S \* 1/2013 Roberts ..... D3/279  
D738,621 S \* 9/2015 Sheikh ..... D3/279  
D787,825 S \* 5/2017 Morszeck ..... D3/279  
D788,461 S \* 6/2017 Tonelli ..... D3/279  
D804,817 S \* 12/2017 Herzog ..... D3/279  
D809,296 S \* 2/2018 Morszeck ..... D3/279  
D809,795 S \* 2/2018 Law ..... D3/279  
D816,336 S \* 5/2018 Morszeck ..... D3/279  
2016/0286912 A1 \* 10/2016 Morszeck ..... A45C 5/02

\* cited by examiner

*Primary Examiner* — Jennifer Rivard

*Assistant Examiner* — April Rivas

(74) *Attorney, Agent, or Firm* — JCIPRNET


(57) **CLAIM**

The ornamental design for a combined luggage and case, as shown and described.

**DESCRIPTION**

FIG. 1 is a front view of the combined luggage and case, showing my new design;  
FIG. 2 is a rear view thereof;  
FIG. 3 is a front exploded view thereof;  
FIG. 4 is a rear exploded view thereof;  
FIG. 5 is a right side exploded view thereof;  
FIG. 6 is a left side exploded view thereof;  
FIG. 7 is a top exploded view thereof;  
FIG. 8 is a bottom exploded view thereof.  
FIG. 9 is a top exploded view thereof with the outer casing shown open; and,  
FIG. 10 is a bottom exploded view thereof with the outer casing shown opened.

**1 Claim, 9 Drawing Sheets**






FIG. 1




FIG. 2






FIG. 3




FIG. 4



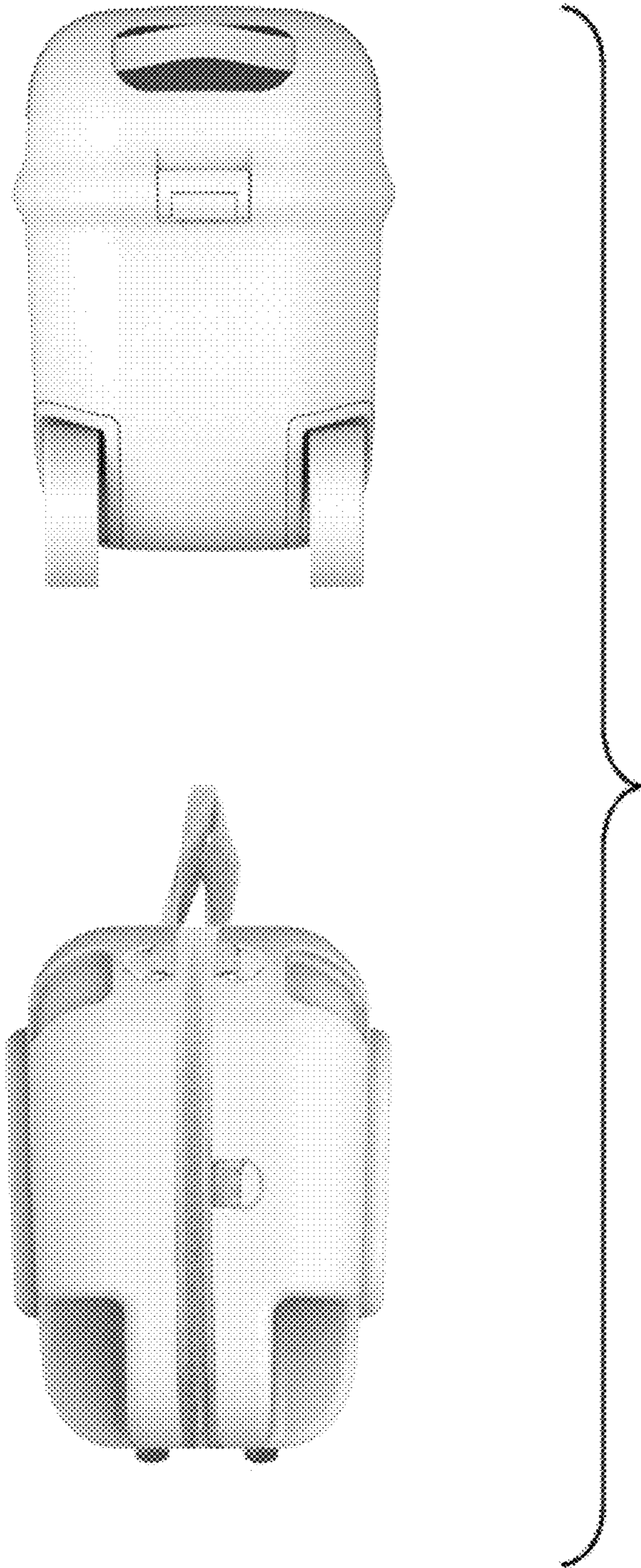


FIG. 5

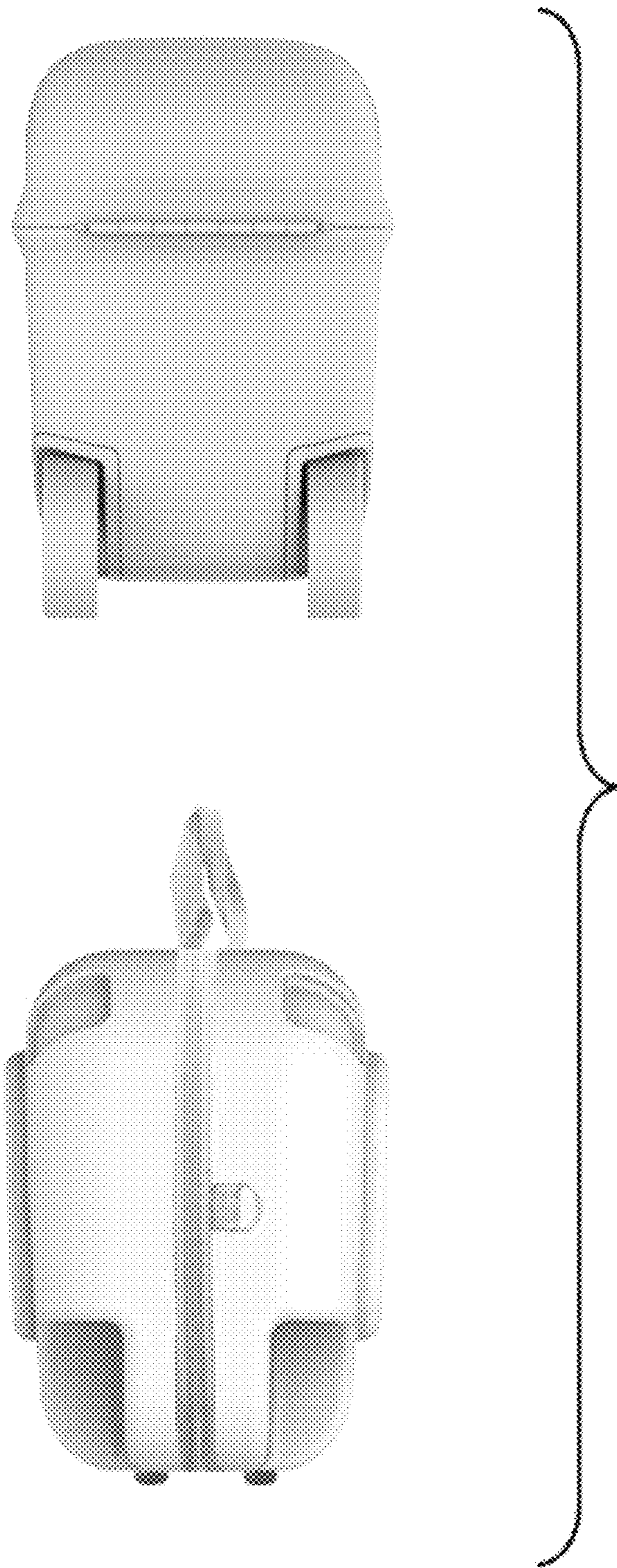


FIG. 6




FIG. 7






FIG. 8






FIG. 9





FIG. 10