



US00D847488S

(12) **United States Design Patent**  
**McGrath**

(10) **Patent No.:** **US D847,488 S**

(45) **Date of Patent:** **\*\* May 7, 2019**

(54) **MODULAR PISTOL TRANSPORT SYSTEM**

6,443,316 B1 \* 9/2002 Mao ..... A47F 5/0807  
211/41.3

(71) Applicant: **Daniel McGrath**, Windham, NH (US)

6,868,975 B2 3/2005 Sells et al.

6,935,065 B1 8/2005 Oliver

(72) Inventor: **Daniel McGrath**, Windham, NH (US)

7,559,428 B2 7/2009 Matzick

7,735,253 B2 \* 6/2010 Giebel ..... A47B 81/00  
42/70.11

(\*\*) Term: **15 Years**

7,857,149 B2 12/2010 Cummins

7,963,407 B2 6/2011 Donnellan

(21) Appl. No.: **29/631,718**

8,393,280 B2 3/2013 Bartel

8,533,876 B2 \* 9/2013 Bonk ..... A47C 21/00  
248/218.4

(22) Filed: **Jan. 2, 2018**

(Continued)

(51) **LOC (11) Cl.** ..... **03-01**

(52) **U.S. Cl.**

USPC ..... **D3/201**

(58) **Field of Classification Search**

USPC ..... D3/201, 221–223, 254, 262, 328;  
D22/108–109

CPC ..... A47C 21/00; F41A 23/18; A47B 81/00;  
A47B 81/005; A47F 5/0807; F41C 33/02;  
F41C 33/06

See application file for complete search history.

FOREIGN PATENT DOCUMENTS

WO 9737190 10/1997  
WO 2013026962 2/2013

*Primary Examiner* — Mitchell I. Siegel

(74) *Attorney, Agent, or Firm* — Gary E. Lambert; David  
J. Connaughton, Jr.; Lambert Shortell & Connaughton

(56) **References Cited**

U.S. PATENT DOCUMENTS

1,579,553 A \* 4/1926 Ludlow ..... F41A 23/18  
224/191

3,685,661 A 8/1972 Kimmel

3,779,392 A \* 12/1973 Betts, Sr. .... A47L 19/02  
248/220.43

4,485,929 A \* 12/1984 Betts, Sr. .... B01L 9/00  
211/59.1

5,503,276 A \* 4/1996 Pierce ..... A47F 5/0807  
211/59.1

5,813,550 A \* 9/1998 Sheehan ..... A47F 5/0807  
211/87.01

5,913,557 A \* 6/1999 Jarock ..... F41C 33/001  
294/15

6,044,773 A \* 4/2000 Bauer ..... B25H 1/08  
108/50.11

6,085,916 A \* 7/2000 Kovacevic ..... A47F 7/24  
211/86.01

D460,295 S \* 7/2002 Fissell ..... D32/58

(57) **CLAIM**

The ornamental design for a modular pistol transport system, as shown and described.

**DESCRIPTION**

FIG. 1 is a front isometric view of the modular pistol transport system, which embodies my design;

FIG. 2 is a top plan view thereof;

FIG. 3 is a bottom plan view thereof;

FIG. 4 is a side view thereof;

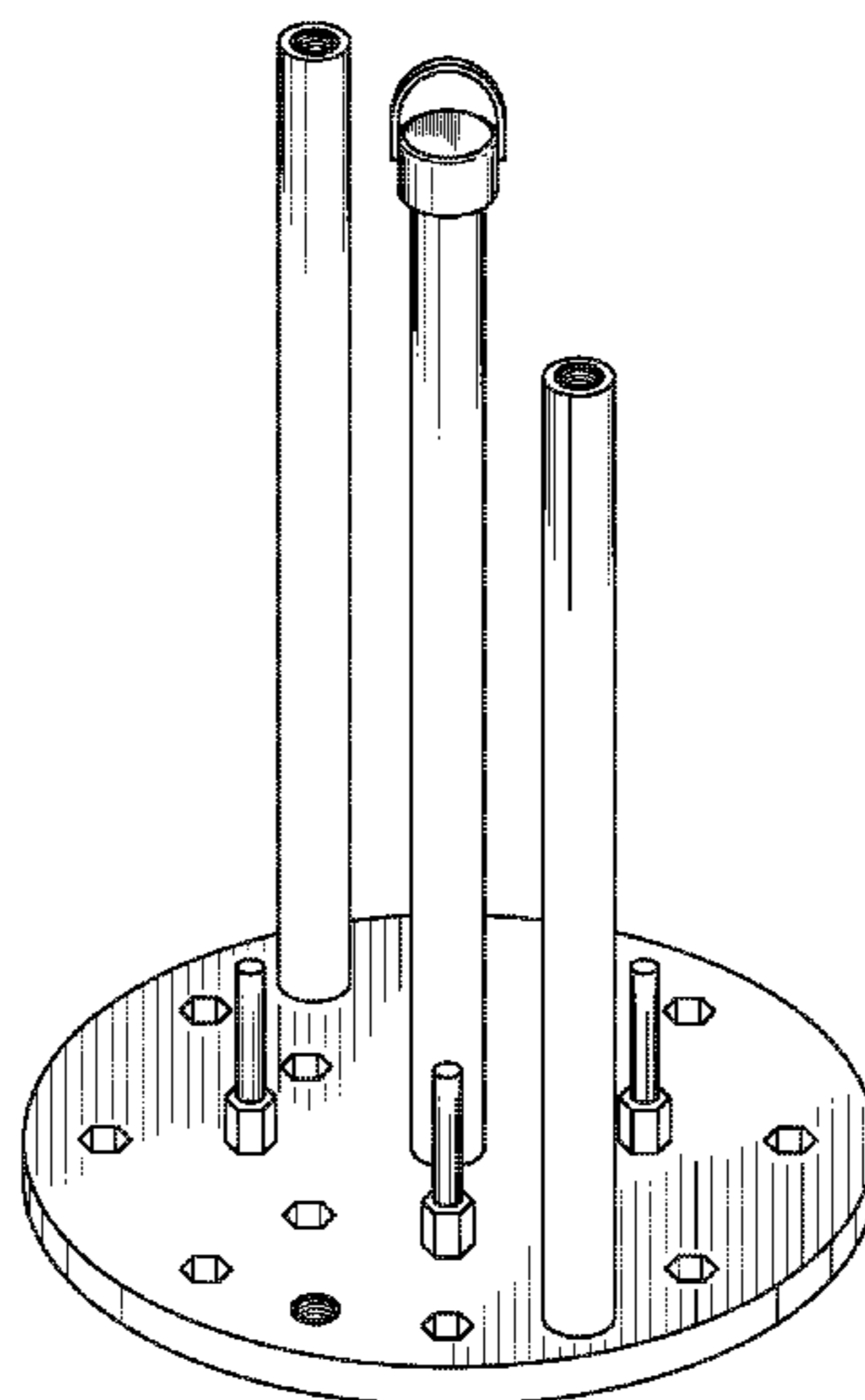
FIG. 5 is a side view thereof;

FIG. 6 is an isometric view thereof; and,

FIG. 7 is an exploded isometric view thereof.

The broken lines in the drawing views represent unclaimed portions of the modular pistol transport system, which are shown for illustration purposes only and form no part of the claimed design.

**1 Claim, 6 Drawing Sheets**



(56)

**References Cited**

U.S. PATENT DOCUMENTS

8,739,982 B2 \* 6/2014 Werner ..... F41C 33/06  
206/317  
D728,044 S \* 4/2015 Boatwright ..... D21/694  
9,247,811 B2 2/2016 Spencer  
2004/0140235 A1 7/2004 Cleveland et al.  
2012/0255979 A1 10/2012 Sitz  
2012/0261368 A1 \* 10/2012 Klein ..... A47B 81/005  
211/64  
2016/0097610 A1 \* 4/2016 Hancosky ..... F41A 23/18  
42/94

\* cited by examiner

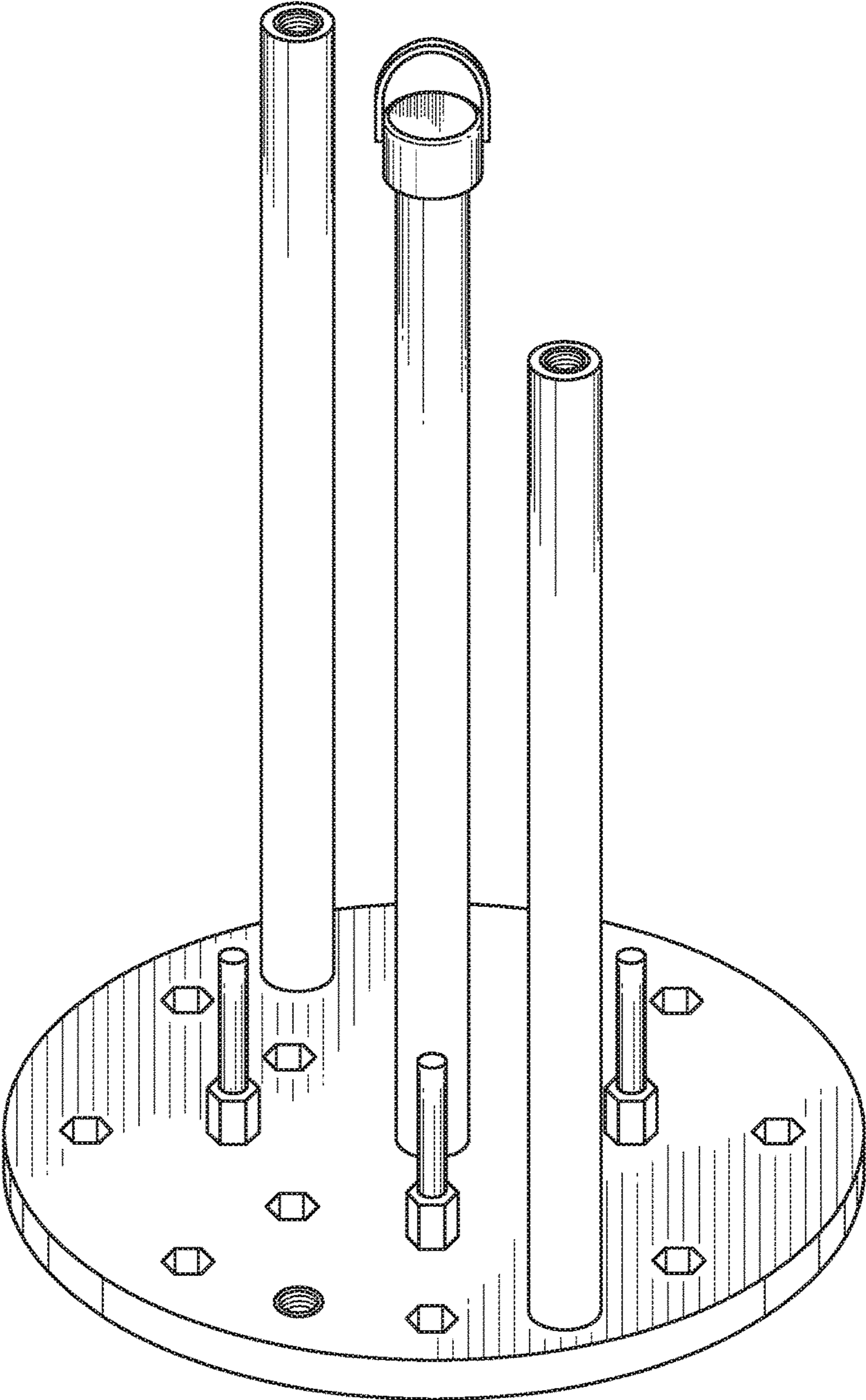
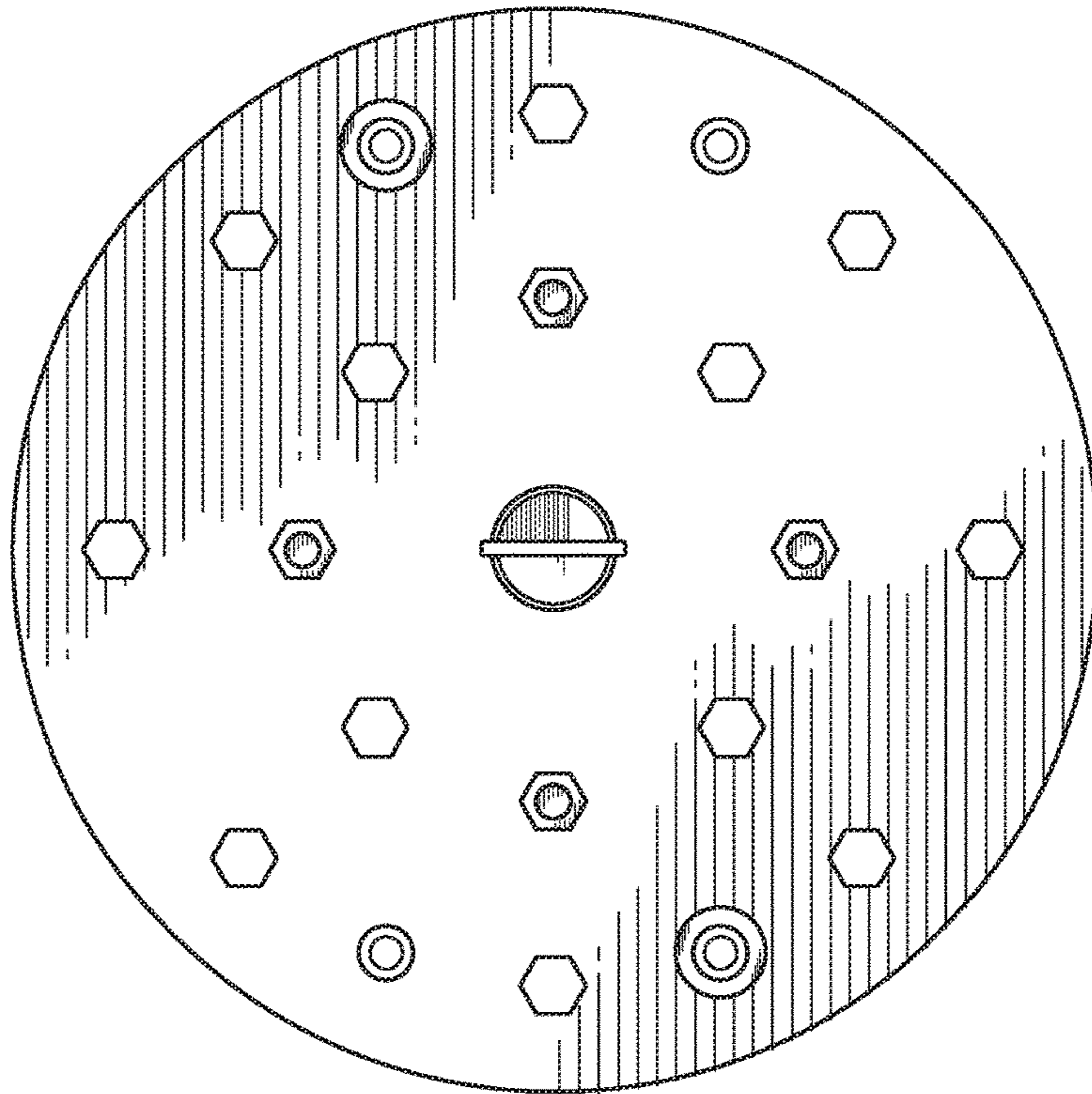
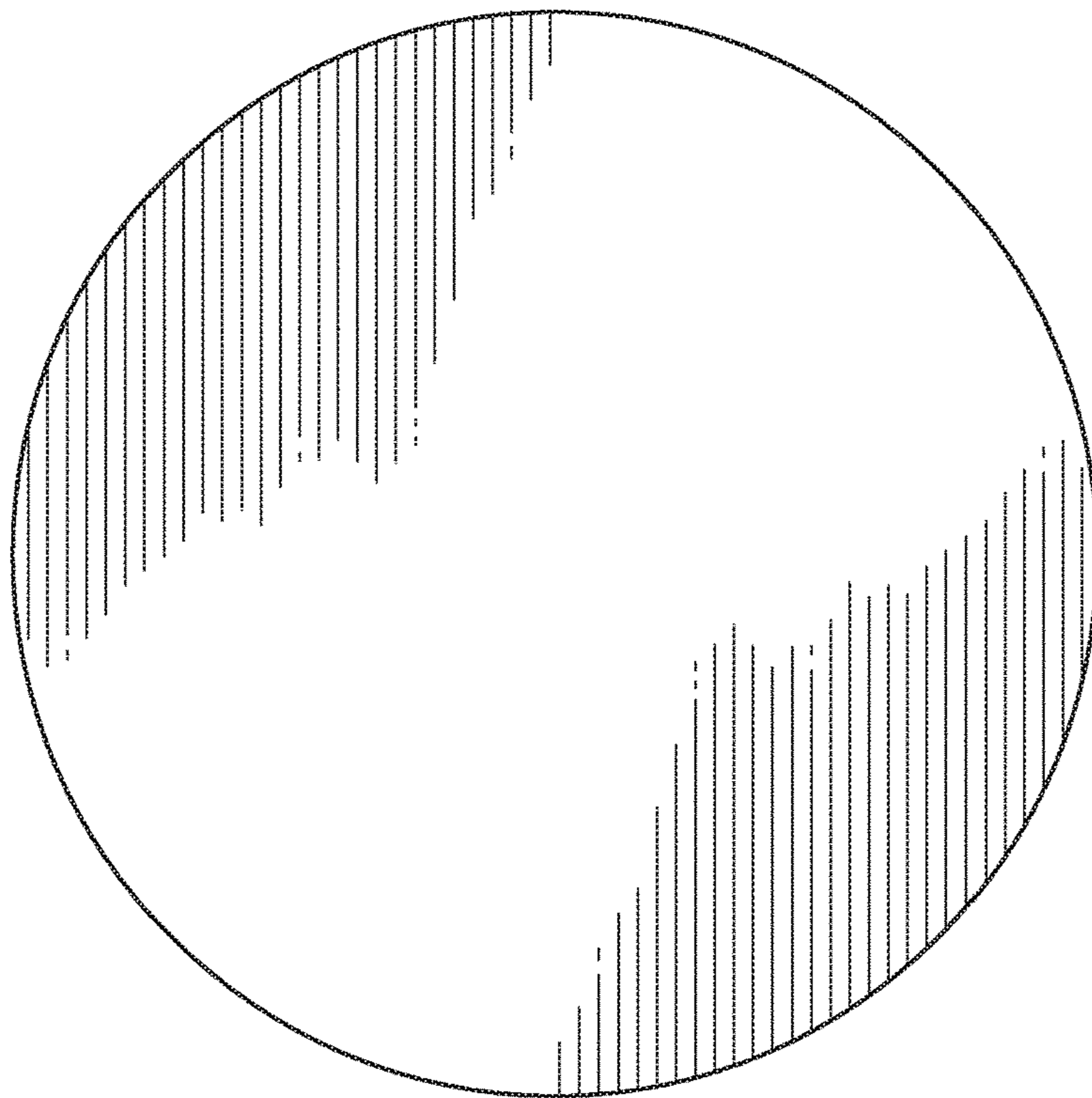


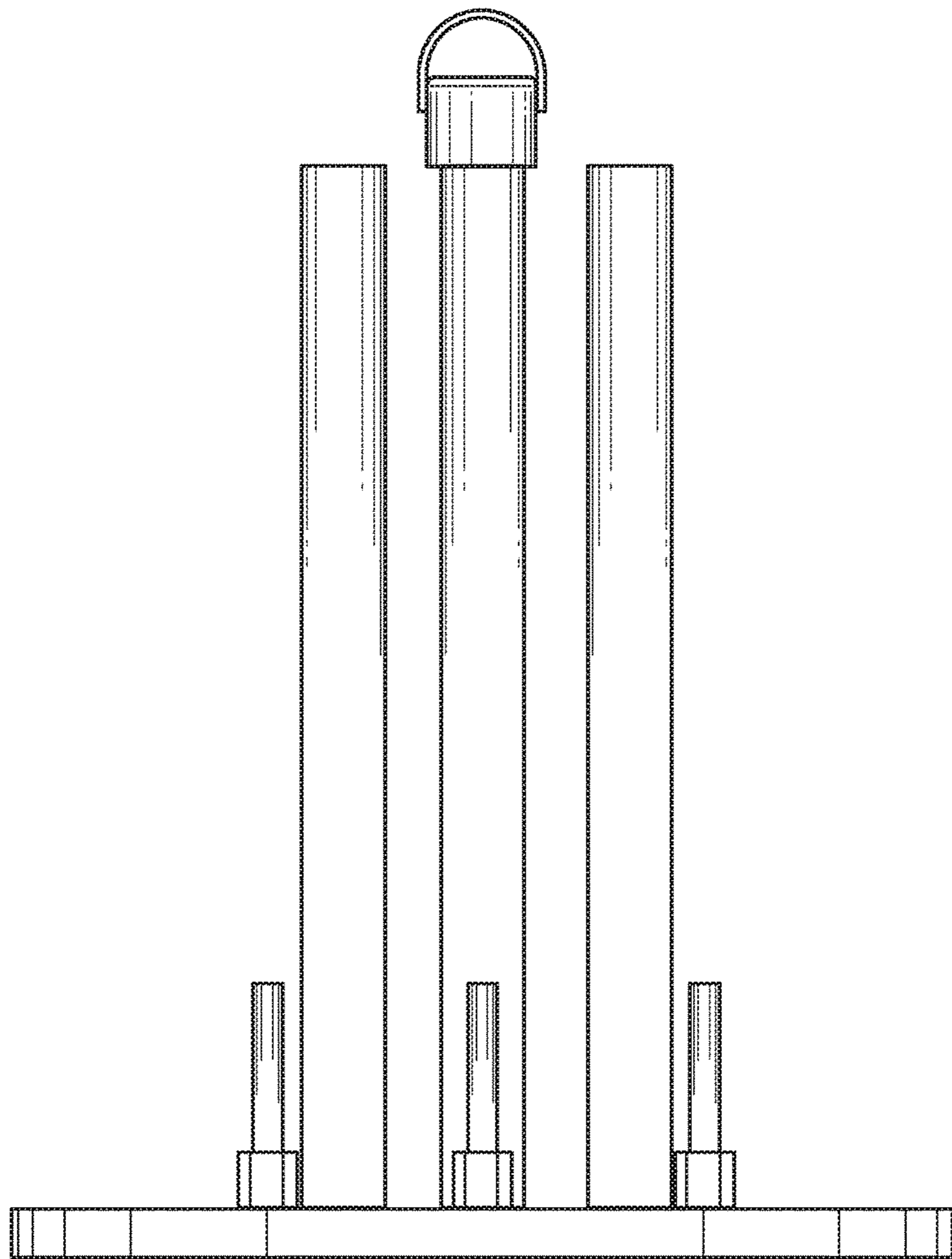
Fig. 1



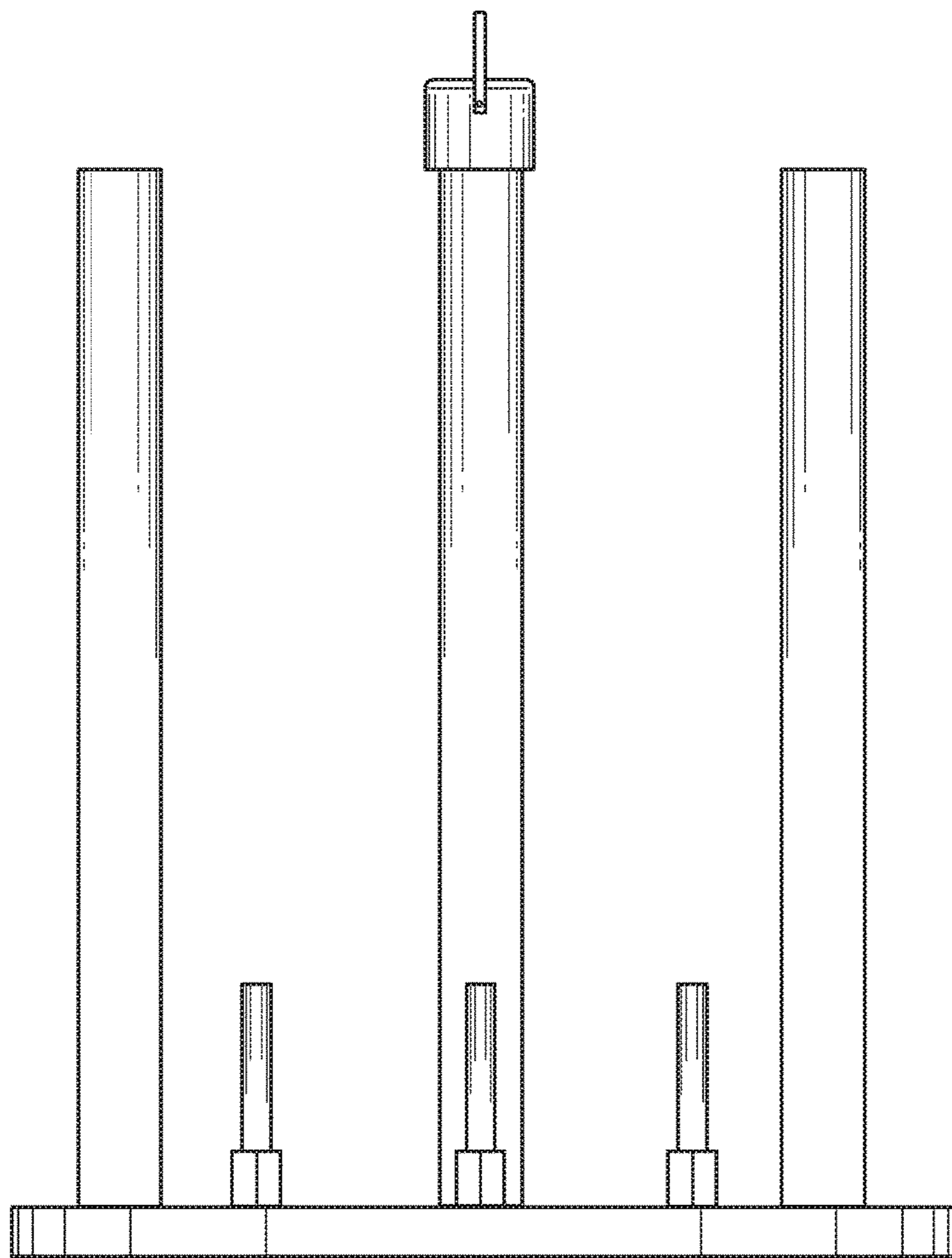
*Fig. 2*



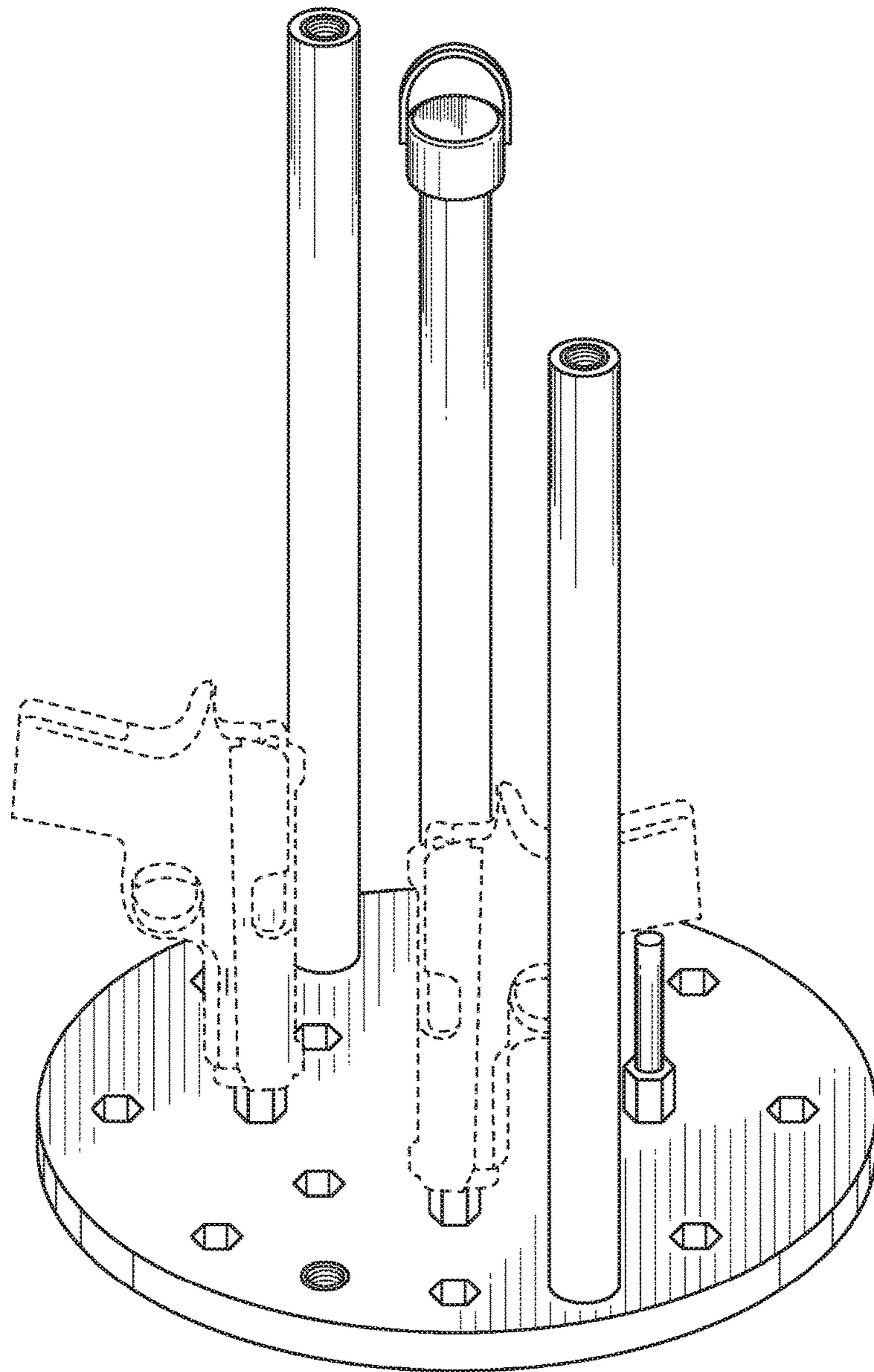
*Fig. 3*



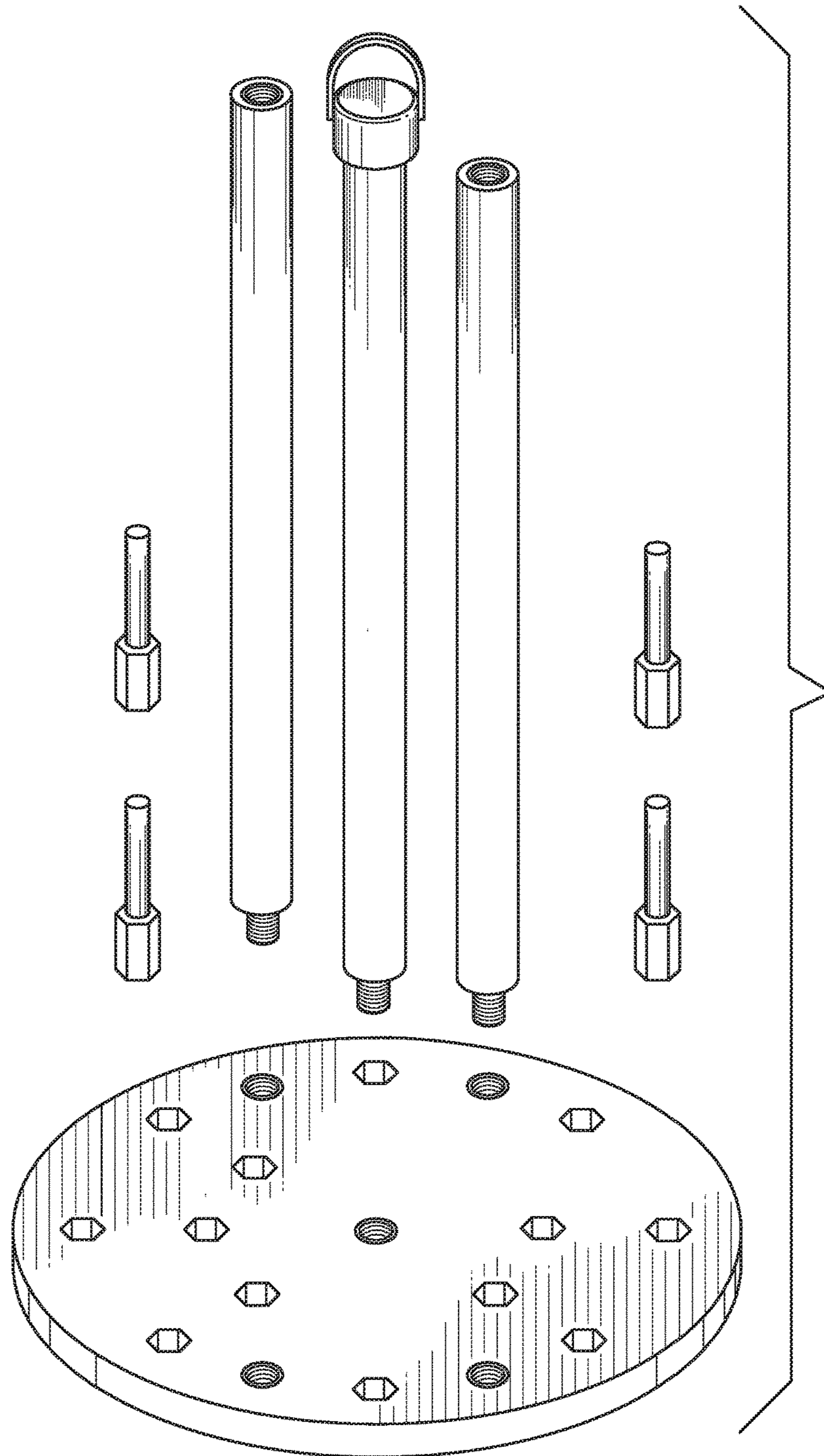
*Fig. 4*



*Fig. 5*



*Fig. 6*



*Fig. 7*