



US00D847486S

(12) **United States Design Patent**
Morel

(10) **Patent No.:** **US D847,486 S**

(45) **Date of Patent:** **** May 7, 2019**

- (54) **SUNSHADE**
- (71) Applicant: **MOREL S.A.**, Lons-le-Saunier (FR)
- (72) Inventor: **Jean-Luc Morel**, Lons-le-Saunier (FR)
- (73) Assignee: **MOREL S.A.**, Lons-le-Saunier (FR)
- (**) Term: **15 Years**
- (21) Appl. No.: **29/613,295**
- (22) Filed: **Aug. 9, 2017**
- (30) **Foreign Application Priority Data**
 - May 22, 2017 (EM) 004014124-0001
 - May 22, 2017 (EM) 004014124-0002
- (51) **LOC (11) Cl.** **03-03**
- (52) **U.S. Cl.**
USPC **D3/5**
- (58) **Field of Classification Search**
USPC D3/5; D6/387; D21/837, 839; D25/56
CPC A45F 3/22; A47B 25/18; E04H 15/28;
E04H 15/30; E04H 15/54
See application file for complete search history.

- 4,654,906 A * 4/1987 Roberts A47G 9/06
428/102
- 4,664,266 A * 5/1987 Fausett A47B 96/022
211/87.01
- 4,709,718 A * 12/1987 Nichols E04H 15/40
135/115
- 4,750,508 A * 6/1988 Tatoian E04H 15/003
135/118
- D326,133 S * 5/1992 Lynch D21/837
- 5,179,992 A * 1/1993 Okarski E04D 13/033
160/327
- 5,441,066 A * 8/1995 Harris B63B 17/02
135/88.01
- 5,522,413 A * 6/1996 Kuwahara B63B 17/02
135/115
- 5,622,197 A * 4/1997 Valaire E04H 15/003
114/106
- D382,348 S * 8/1997 Dattner D25/1
(Continued)

Primary Examiner — John Windmuller
Assistant Examiner — Steven J Czyz
 (74) *Attorney, Agent, or Firm* — Ladas & Parry LLP;
 Malcolm J. MacDonald

(57) **CLAIM**

The ornamental design for a sunshade, as shown and described and described.

(56) **References Cited**

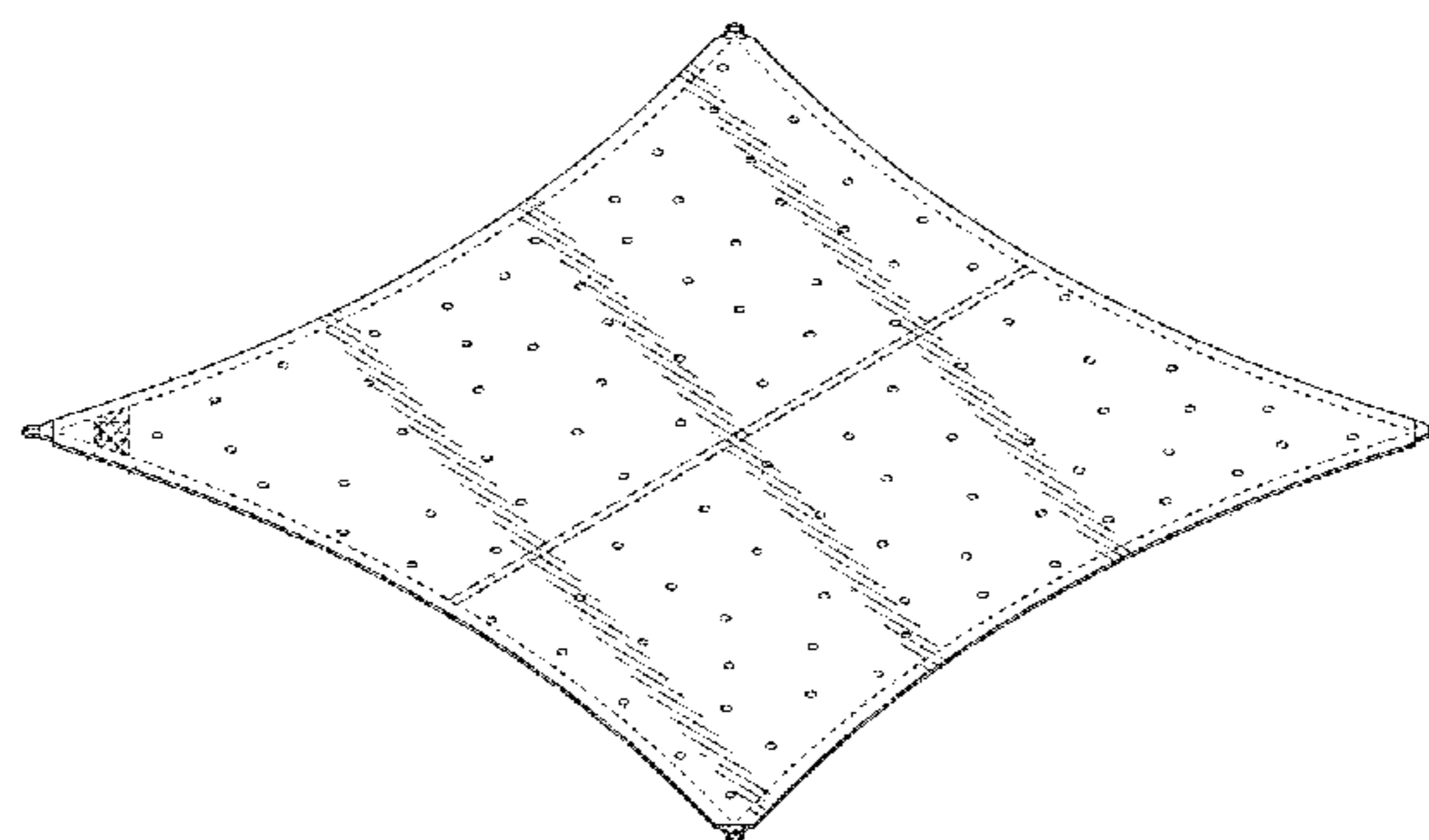
U.S. PATENT DOCUMENTS

- 2,125,801 A * 8/1938 Morgan E04H 15/003
135/115
- 2,722,968 A * 11/1955 Smith A01M 31/02
182/187
- 3,226,737 A * 1/1966 Rote A47G 9/062
135/115
- 4,347,862 A * 9/1982 Secon A45B 17/00
135/15.1
- 4,471,794 A * 9/1984 Kirkham, Jr. E04H 15/30
135/95
- 4,634,618 A * 1/1987 Greer A47G 9/062
383/127

DESCRIPTION

FIG. 1 is a front perspective view of a sunshade;
 FIG. 2 is a top plan view thereof;
 FIG. 3 is a bottom plan view thereof;
 FIG. 4 is a front elevational view thereof;
 FIG. 5 is a rear elevational view thereof;
 FIG. 6 is a left elevational view thereof; and,
 FIG. 7 is a right elevational view thereof.
 The long broken lines depict portions of the article and form no part of the claimed design.
 The shorter broken lines depict stitching on the article.

1 Claim, 4 Drawing Sheets



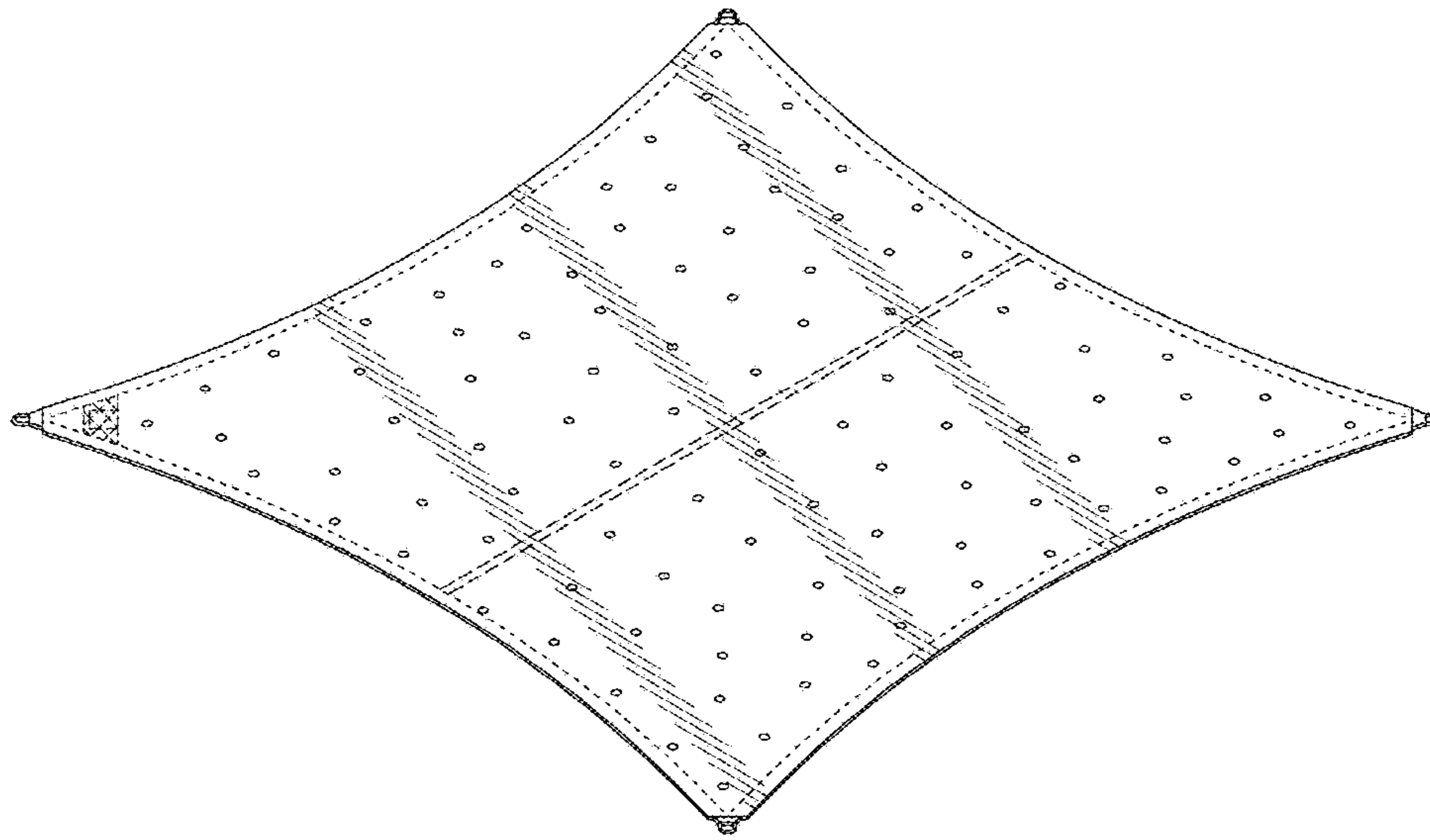


FIG. 1

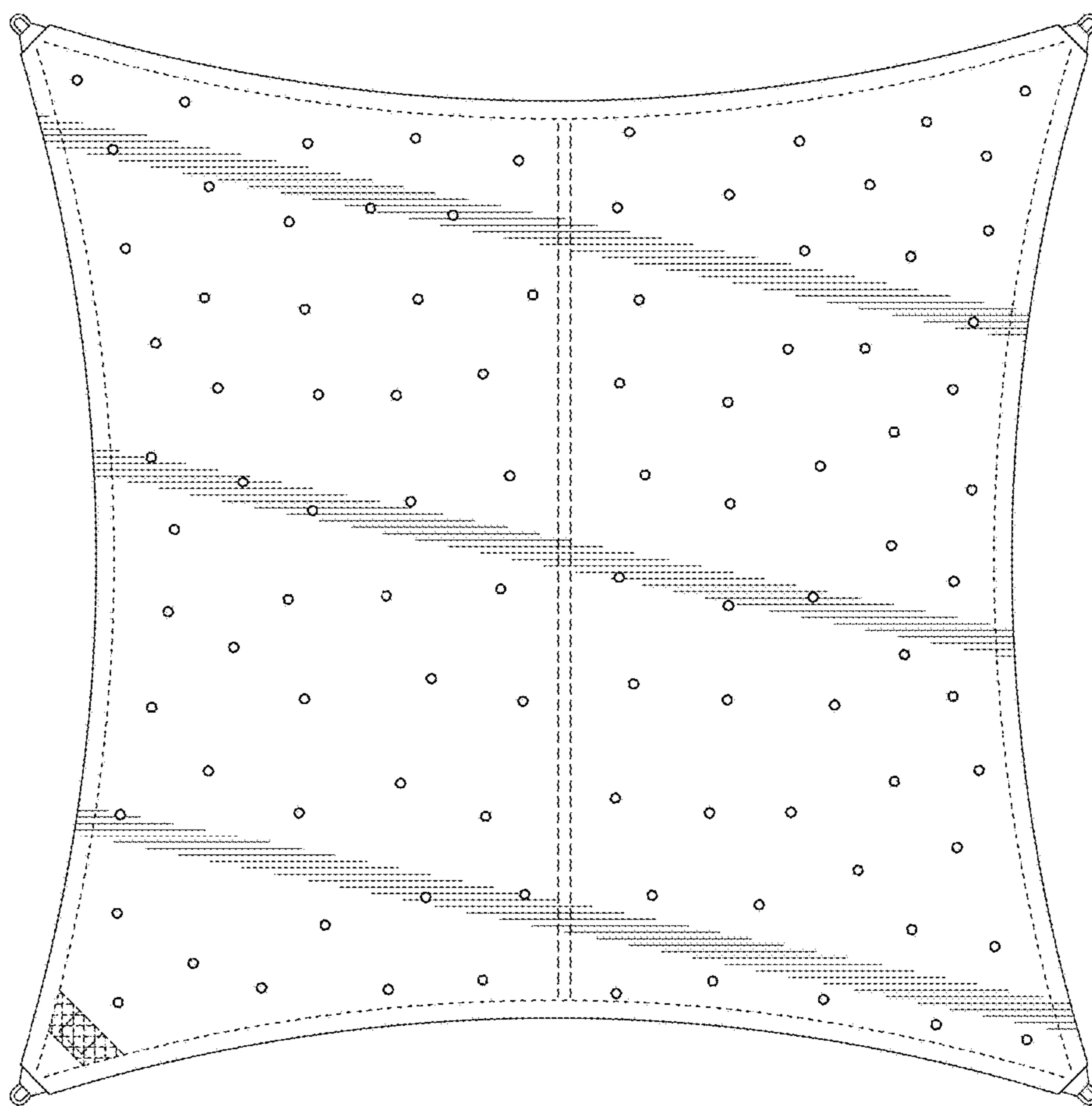


FIG. 2

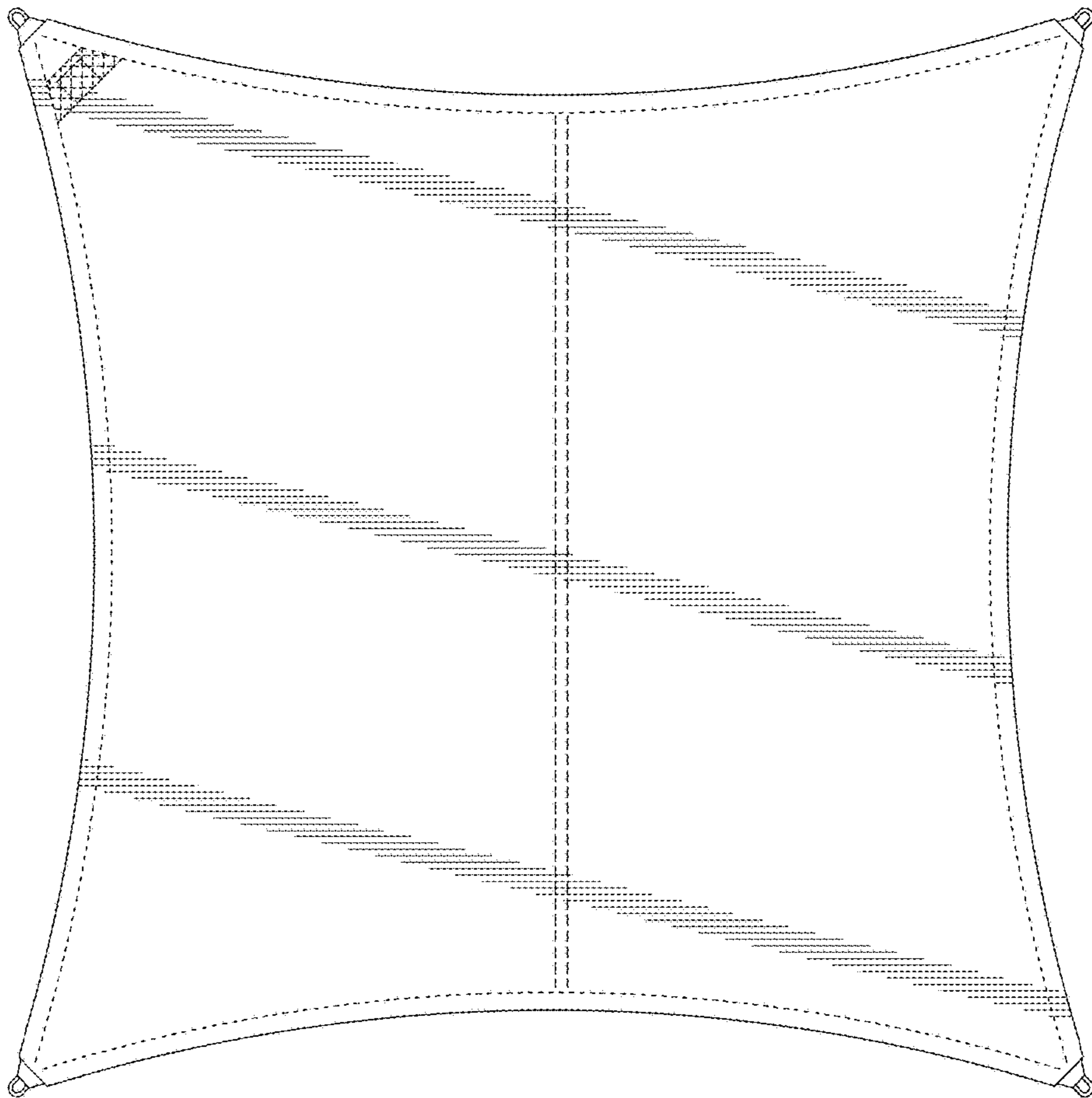


FIG. 3

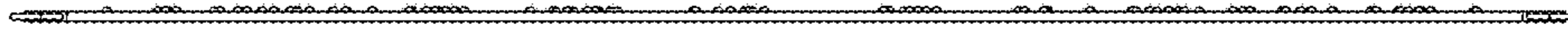


FIG. 4

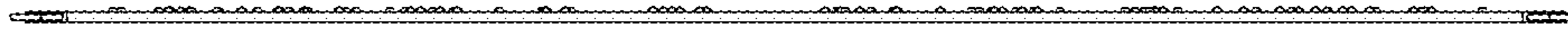


FIG. 5

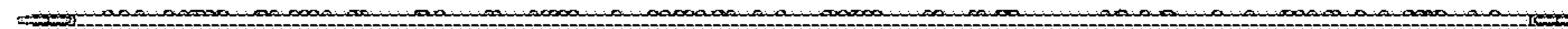


FIG. 6




FIG. 7