



US00D847484S

(12) **United States Design Patent** (10) **Patent No.:** **US D847,484 S**  
**Bethke** (45) **Date of Patent:** **\*\* May 7, 2019**

(54) **DECORATIVE FEATURES FOR A SHOE**  
(71) Applicant: **Elan Polo, Inc.**, St. Louis, MO (US)  
(72) Inventor: **James Charles Bethke**, Kirkwood, MO (US)  
(73) Assignee: **Elan Polo, Inc.**, St. Louis, MO (US)  
(\*\*) Term: **15 Years**  
(21) Appl. No.: **29/605,743**  
(22) Filed: **May 30, 2017**  
(51) **LOC (11) Cl.** ..... **02-99**  
(52) **U.S. Cl.**  
USPC ..... **D2/972**  
(58) **Field of Classification Search**  
USPC ..... D2/896, 902, 906-908, 923, 946, 969,  
D2/972-974, 978; D5/47, 49, 50, 53, 54,  
D5/56, 60  
CPC ... A43B 13/181; A43B 13/141; A43B 13/186;  
A43B 13/188; A43B 23/00; A43B 23/02;  
A43B 5/00; A43B 23/26; A43B 1/04;  
A43B 11/14; A43B 7/00; A43B 3/12;  
A43C 3/00; A43C 5/00; A43C 7/00;  
A43C 11/004  
See application file for complete search history.

4,638,579 A 1/1987 Gamm  
4,697,363 A 10/1987 Gamm  
D296,610 S 7/1988 Brown et al.  
D299,182 S 1/1989 Brown  
D301,388 S 6/1989 Miller et al.  
D312,722 S 12/1990 Miller et al.  
D418,667 S \* 1/2000 McNaught ..... D2/969  
D493,956 S \* 8/2004 Costantini ..... D2/972  
D520,724 S 5/2006 Link  
D551,839 S 10/2007 Bertholon  
D607,197 S \* 1/2010 Chapman, Jr. .... D2/972  
D608,538 S 1/2010 Dillenbeck  
D614,392 S 4/2010 Stauffer  
D636,574 S 4/2011 Raysse  
D663,940 S 7/2012 Teng-Lee  
D765,964 S \* 9/2016 Fallon ..... D2/972  
D783,977 S \* 4/2017 Raysse ..... D2/969  
D798,574 S \* 10/2017 James ..... D2/972  
D799,190 S \* 10/2017 Enayah ..... D2/972  
D804,801 S \* 12/2017 Ford ..... D2/972  
D804,804 S \* 12/2017 Popovic ..... D2/972  
D807,633 S \* 1/2018 Shyllon ..... D2/972

\* cited by examiner

*Primary Examiner* — Dominic V Simone  
(74) *Attorney, Agent, or Firm* — Dority & Manning, P.A.

(57) **CLAIM**

The ornamental design for decorative features for a shoe, substantially as shown and described.


**DESCRIPTION**

FIG. 1 is a left side view of decorative features for a shoe showing my new design; and, FIG. 2 is a right side view thereof. The broken lines depicting a shoe are for environmental purposes only and form no part of the design claimed.

**1 Claim, 2 Drawing Sheets**

(56) **References Cited**  
U.S. PATENT DOCUMENTS

3,583,081 A 6/1971 Hideo  
D232,200 S 7/1974 Inohara  
3,849,915 A 11/1974 Inohara  
D240,371 S 7/1976 Shelly  
4,296,559 A 10/1981 Gamm  
4,384,414 A 5/1983 Gamm






FIG.1




FIG. 2