



US00D847457S

(12) **United States Design Patent**
Piombino et al.

(10) **Patent No.:** **US D847,457 S**
(45) **Date of Patent:** **** May 7, 2019**

- (54) **PADS SET FOR A GIRDLE**
- (71) Applicant: **BSN SPORTS, LLC**, Farmers Branch, TX (US)
- (72) Inventors: **Don Piombino**, Farmers Branch, TX (US); **Bastien Jourde**, Montréal (CA)
- (73) Assignee: **BSN SPORTS, LLC**, Farmers Branch, TX (US)
- (**) Term: **15 Years**
- (21) Appl. No.: **29/645,086**
- (22) Filed: **Apr. 23, 2018**
- (51) **LOC (11) Cl.** **02-01**
- (52) **U.S. Cl.**
USPC **D2/704**; D29/101.5
- (58) **Field of Classification Search**
USPC D2/702, 704, 711–712, 716, 728, 731, D2/738, 742, 748, 853; 2/22–24, 69, 76, 2/78.1, 400, 403–404, 455, 466; D29/101.5, 121.2, 122
CPC A41D 13/0506; A41D 13/0158; A41D 13/015; A41D 13/0539; A41D 13/0543; A41D 31/005; A41B 9/02
See application file for complete search history.

- 7,412,731 B1 * 8/2008 Brassill A41B 9/12 2/23
- D626,718 S 11/2010 Turner
- D626,719 S 11/2010 Turner
- D628,769 S 12/2010 Turner
- D629,999 S * 1/2011 Turner D2/712
- 7,891,026 B1 * 2/2011 Smith A41D 13/0506 2/465
- D633,688 S 3/2011 Turner
- 8,095,596 B2 1/2012 Meenan et al.
- 8,095,996 B2 * 1/2012 Turner A41D 13/0587 2/22
- 8,272,073 B2 * 9/2012 Arensdorf A41D 1/08 2/228
- 8,438,667 B2 5/2013 Grogro et al.
- 8,438,669 B2 * 5/2013 Turner A41D 13/05 2/22
- 8,561,214 B2 * 10/2013 Turner A41D 13/0156 2/267
- D703,919 S * 5/2014 Whaley D2/738
- D721,871 S 2/2015 Thorn et al.

(Continued)

Primary Examiner — Eric L Goodman
Assistant Examiner — Amy C Wierenga
(74) *Attorney, Agent, or Firm* — Finnegan, Henderson, Farabow, Garrett & Dunner LLP

(57) **CLAIM**

The ornamental design for a pad set for a girdle, as shown and described.

(56) **References Cited**

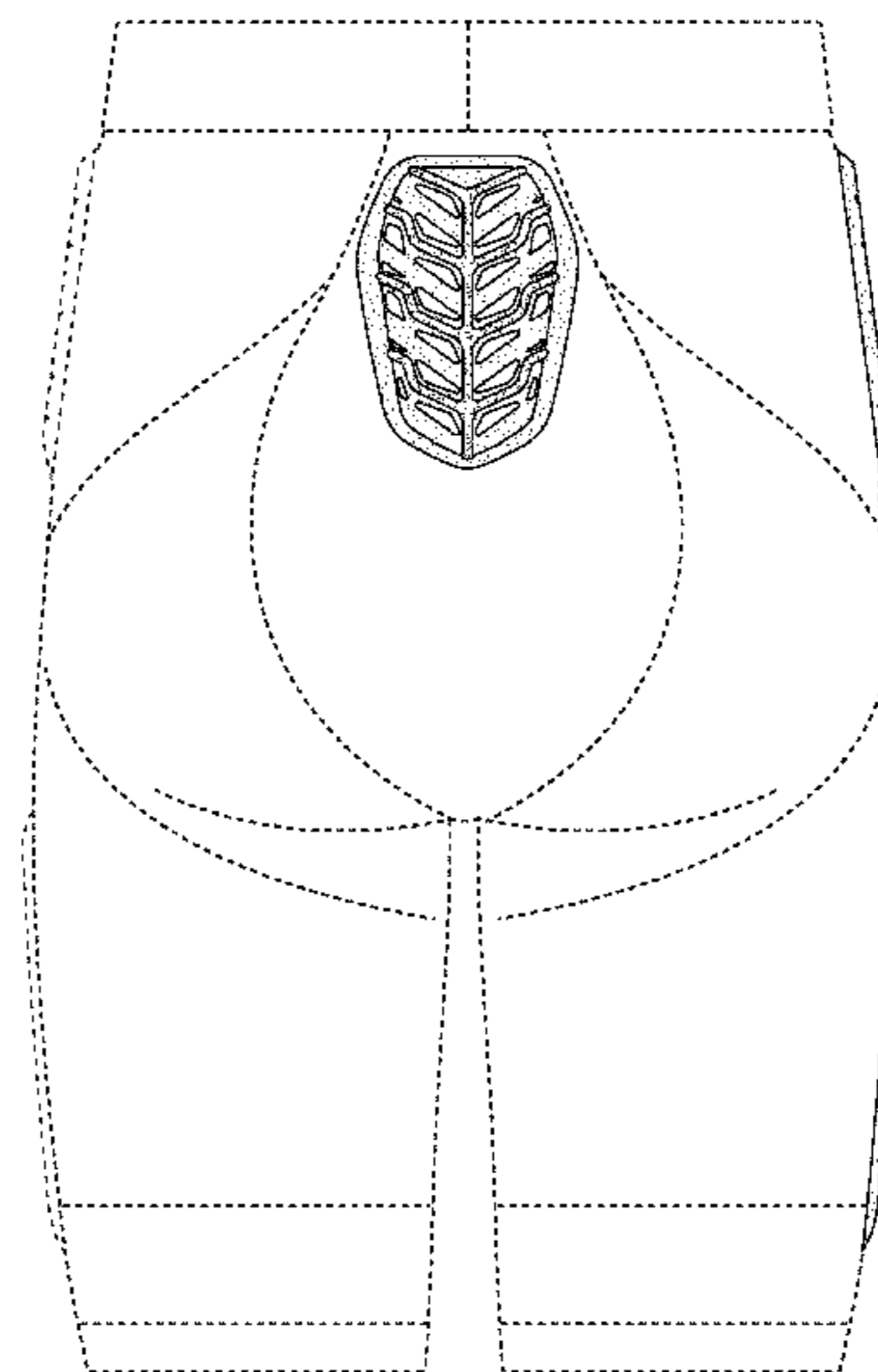
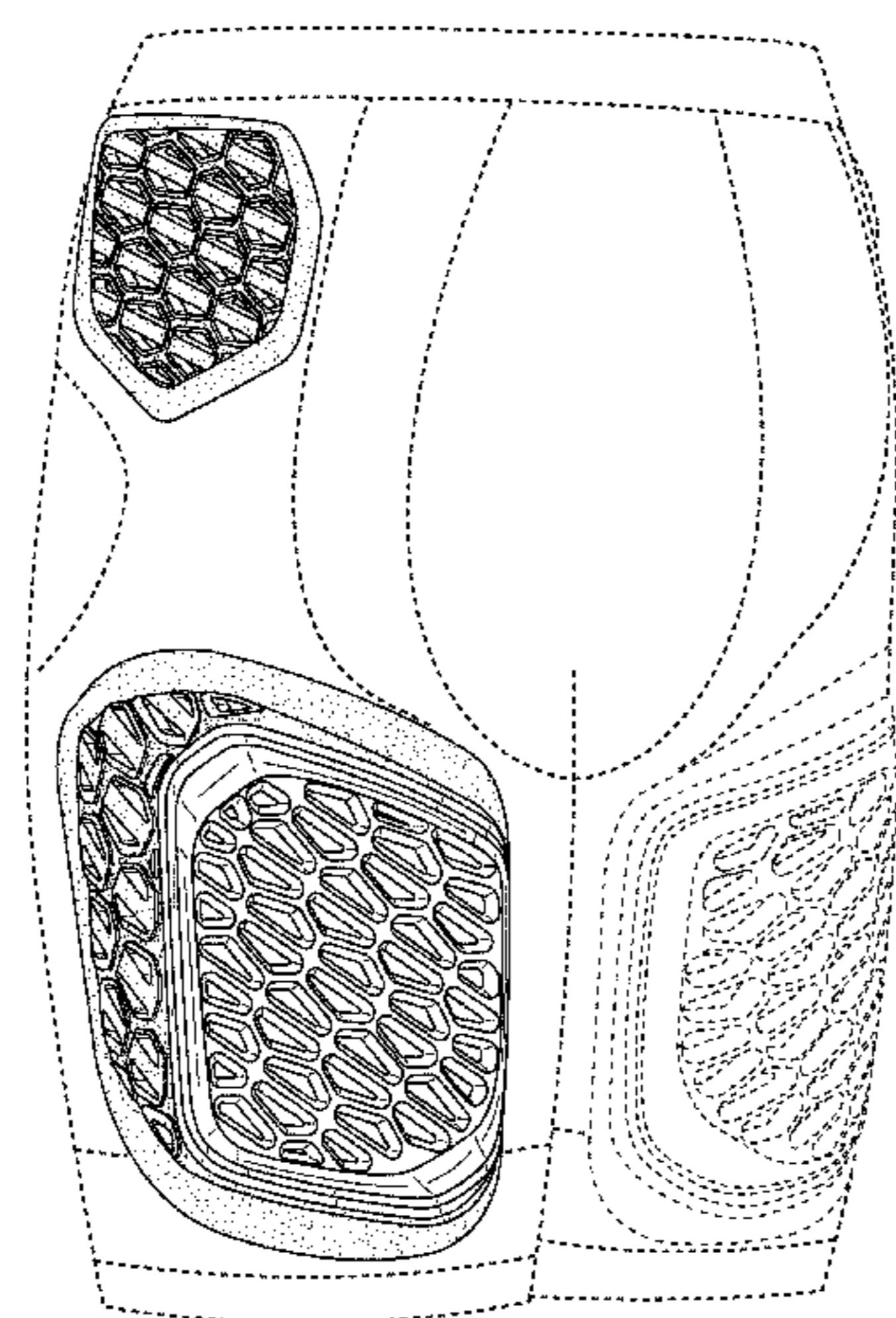
U.S. PATENT DOCUMENTS

- 759,833 A 5/1904 Stall
- 4,512,037 A * 4/1985 Vacanti A63B 71/08 2/22
- D348,973 S * 7/1994 Stewart D2/731
- 5,497,511 A * 3/1996 Zade A41D 13/015 2/22
- D505,753 S * 5/2005 Qvortrup D2/712
- 7,035,844 B2 4/2006 Andreev et al.
- D571,047 S 6/2008 Kamradt
- 7,389,547 B1 6/2008 Wiens

DESCRIPTION

FIG. 1 is a perspective view of pad set for a girdle showing our new design;
FIG. 2 is a front view thereof;
FIG. 3 is a back view thereof;
FIG. 4 is a left side view thereof; and,
FIG. 5 is a right side view thereof.
The broken lines in the drawings illustrate environment only that form no part of the claim.

1 Claim, 5 Drawing Sheets



(56)

References Cited

U.S. PATENT DOCUMENTS

9,027,169 B2 *	5/2015	Turner	A41D 13/0506 2/465	2011/0067160 A1	3/2011	Grogo et al.	
D760,997 S	7/2016	Gallo et al.		2011/0171420 A1	7/2011	Yang	
9,386,812 B2 *	7/2016	Turner	A41D 13/0593	2012/0164377 A1	6/2012	Lin	
D768,357 S	10/2016	White et al.		2012/0216327 A1 *	8/2012	Turner	A41D 13/0156 2/69
D783,938 S	4/2017	Todd		2012/0255105 A1	10/2012	Turner et al.	
D787,157 S	5/2017	Yoo		2013/0025035 A1 *	1/2013	Turner	A41D 13/05 2/455
D790,157 S	6/2017	Handlon		2013/0025036 A1 *	1/2013	Turner	A42B 3/125 2/455
D793,658 S	8/2017	Smith		2013/0232674 A1 *	9/2013	Behrend	A41D 13/0002 2/455
2003/0167557 A1 *	9/2003	LaShoto	A41D 13/015 2/228	2014/0004322 A1	1/2014	Kim	
2005/0234380 A1	1/2005	Fulford et al.		2014/0173815 A1	6/2014	Grogo	
2006/0179545 A1 *	8/2006	Arensdorf	A41D 13/0158 2/227	2014/0245525 A1	9/2014	Turner	
2006/0191051 A1 *	8/2006	Garcia	A41D 13/0543 2/22	2014/0259322 A1 *	9/2014	Henry	A63B 71/12 2/455
2008/0222766 A1	9/2008	Arensdorf et al.		2015/0113717 A1 *	4/2015	Giron	A41D 13/0587 2/461
2009/0070911 A1 *	3/2009	Chang	A41D 13/0543 2/24	2015/0196073 A1 *	7/2015	Handlon	A41D 13/0525 2/466
2009/0307829 A1	12/2009	Onrot et al.		2015/0297973 A1	10/2015	Beers	
				2016/0021953 A1	1/2016	Turner	

* cited by examiner

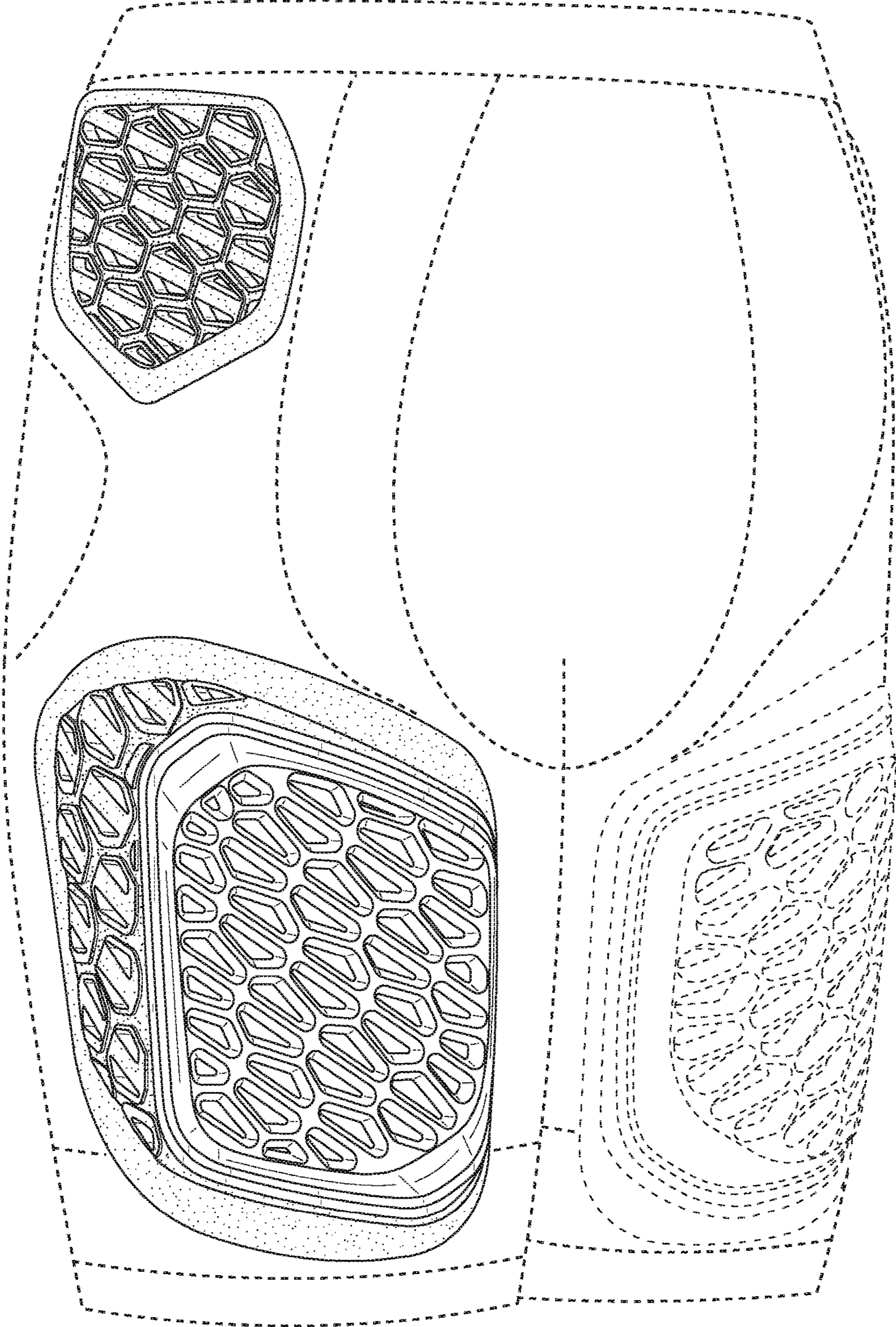


FIG. 1

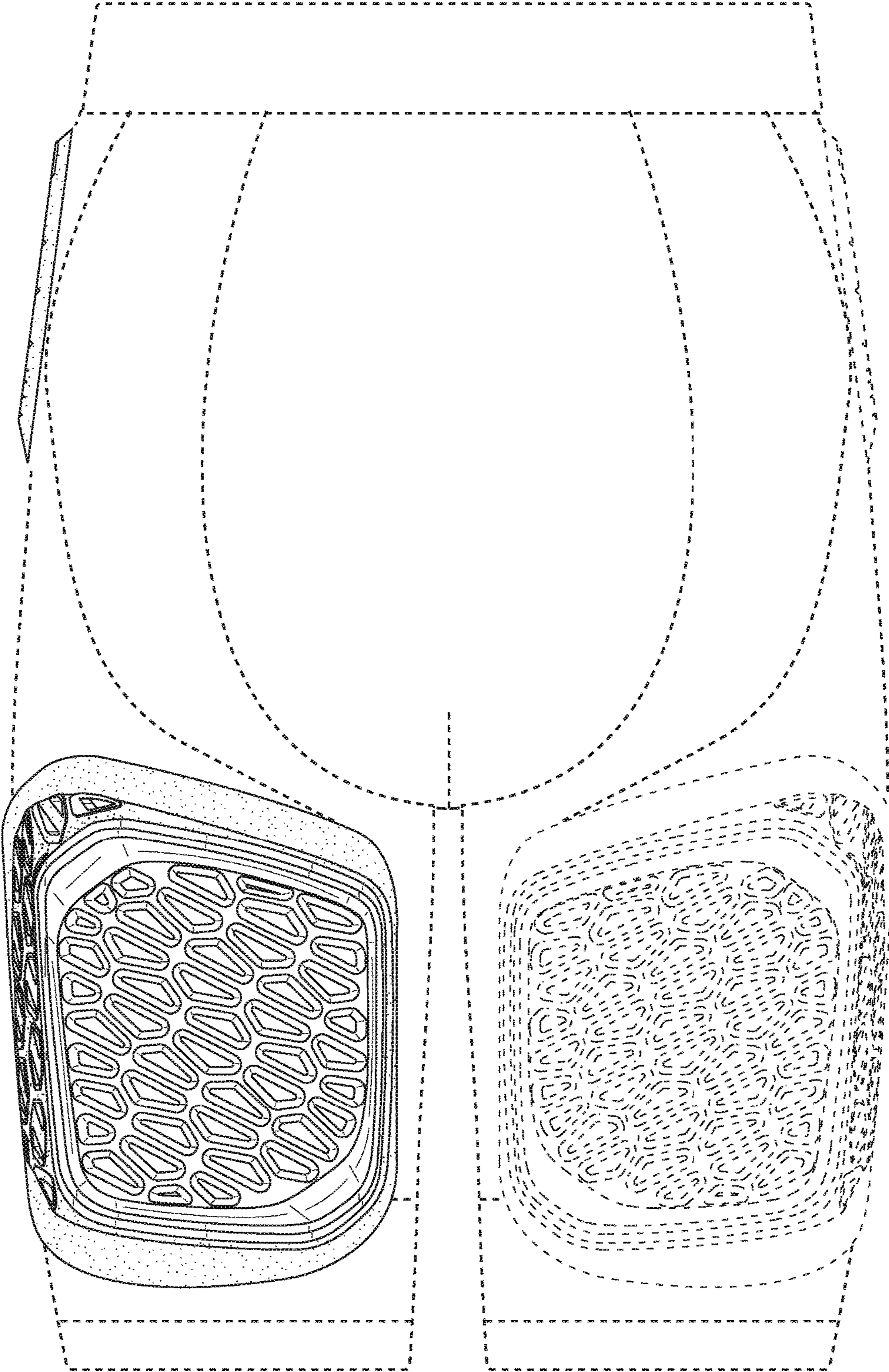


FIG. 2

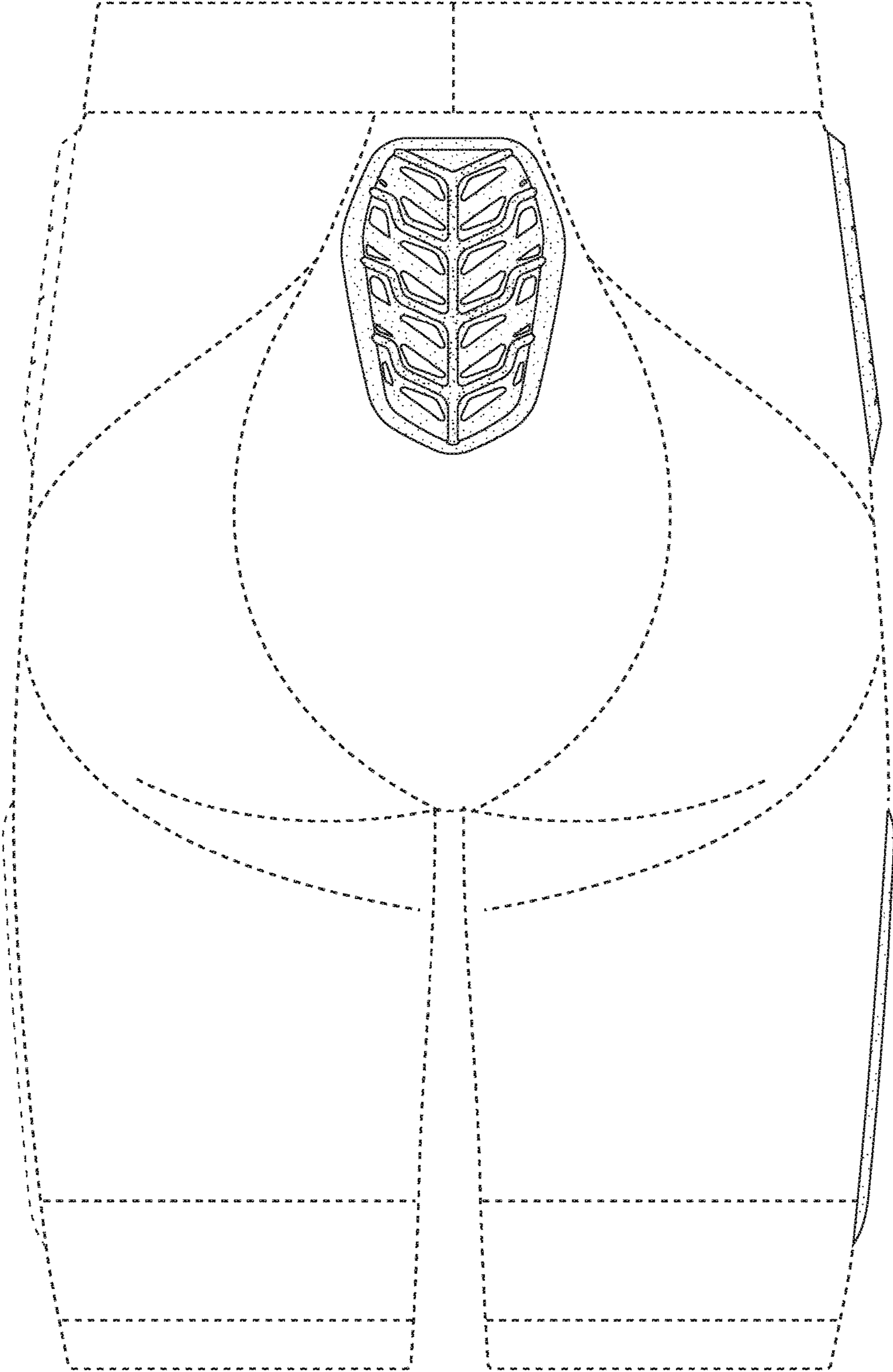


FIG. 3

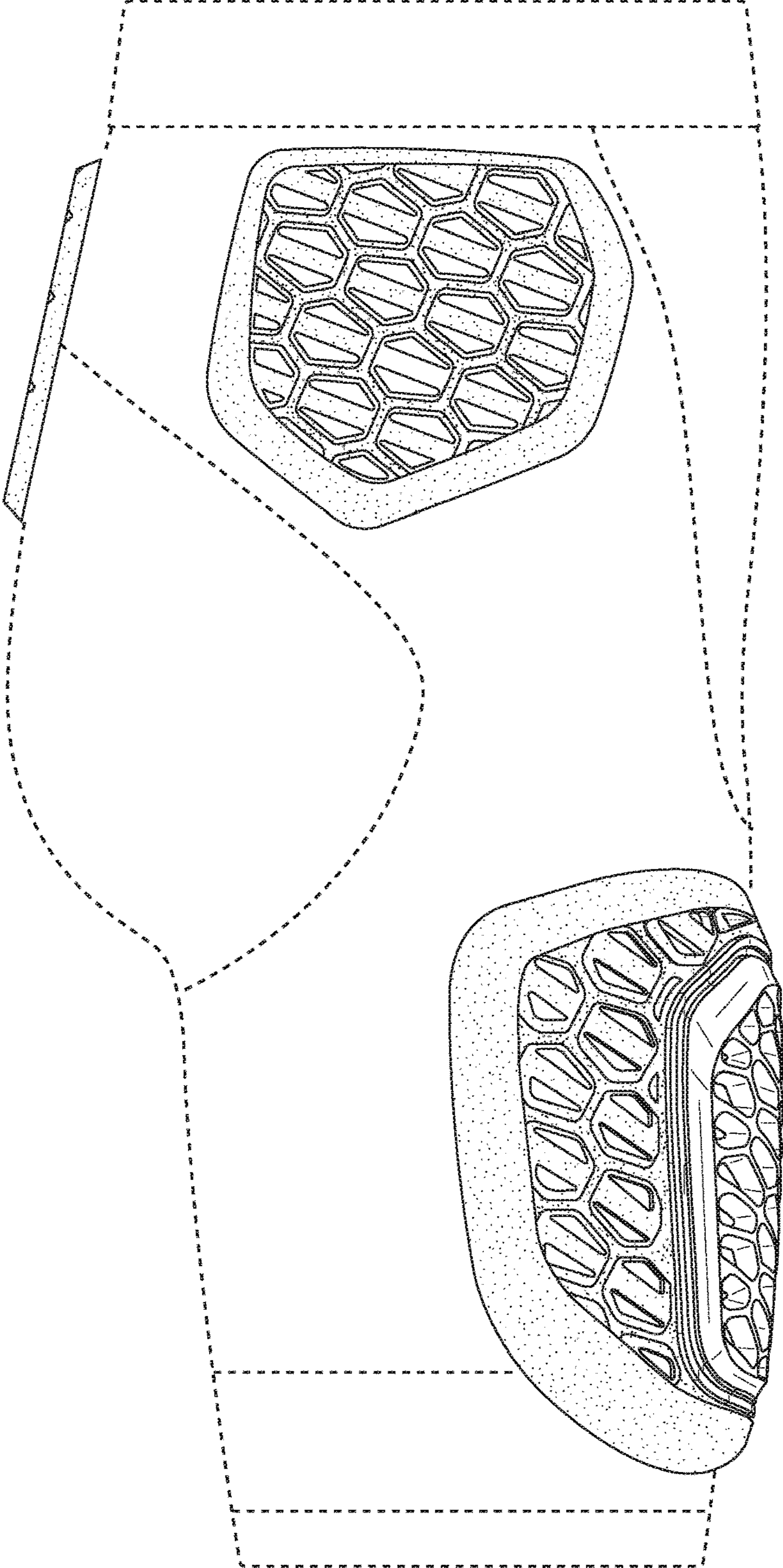


FIG. 4

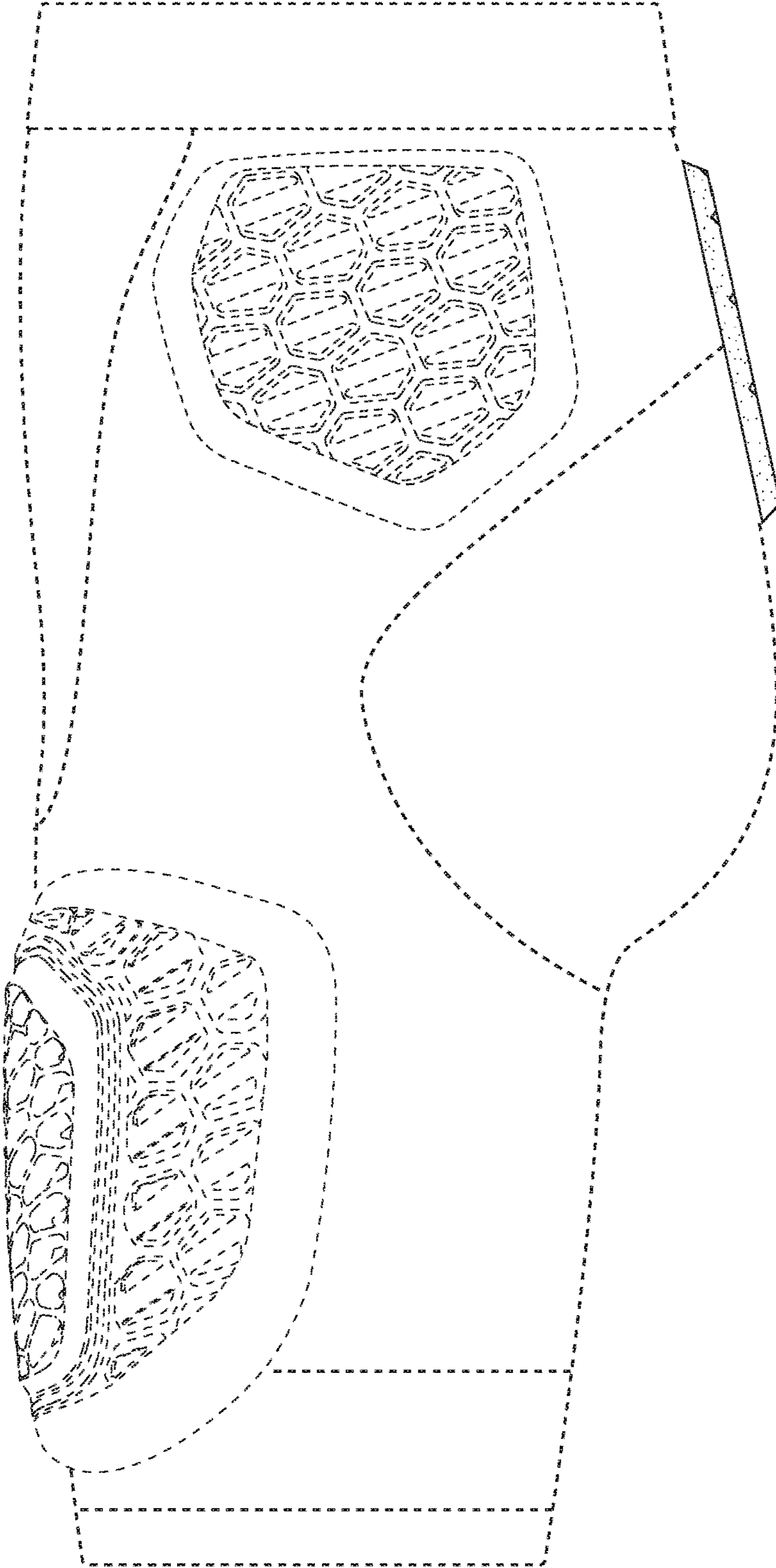


FIG. 5